YE-TT20
EUROPE
2020/2021

CUTTING TOOLS



THREADING

YG-1 CO., LTD.

GUIDE LINE TO ICONS

Working Material

GS	Steels with good machinability Rm<850N/mm²
VG	Heat treated and heat-resistant steels Rm<850N/mm² ≤Rm≤1,200N/mm²
HR	High alloyed steels Rm>1,200N/mm²
VA	Stainless steels
NW	Carbon steels with low contents of alloys Rm<700N/mm²
Ti	Titanium alloys
Ni	Nickel alloys
GV	Any material with at least 8~10% elongation
Al	Aluminum & Aluminum alloys
GG	Grey Cast Iron
Ms	Brass
MU	Multi-Purpose

Helix Angle

L20 R20

Standard of Tools

DIN 371 LONG DIN 352 DIN 2182/2183

Class of Thread

6HX 6H Mod. 2B 6GX 6H 2BX

Tool Material

CARBIDE	Carbide
HSS-PM	YG-1 Premium Powder Metallurgy HSS
HSS-E	5% Cobalt HSS
HSS	High Speed Steel

Chamfer Lead Acc. to DIN2197

I/III I/II/III	Set of Hand Taps
LONG	Long Chamfer Lead for Nut Tap
B	Form B (with Gun-nose and Chamfer Lead 4~5 Thread)
C	Form C (Chamfer Lead 2~3 Thread)
D	Form D (Chamfer Lead 4~5 Thread)
E	Form E (Chamfer Lead 1.5~2 Thread)

Thread Angle

60° 55°

Surface Treatment

TiCN	Titanium Carbon Nitride Coating
TiAlN	Titanium Aluminum Nitride Coating
Hardslick	TiAlN+WC/C Coating
TiN	Titanium Nitride Coating
Vap	Steam Tempered
NI	Nitrided
Bright	Bright Finish

CUTTING TOOLS

THREADING TOOLS

1. ENGLISH 2.GERMAN 3.FRENCH 4. ITALIAN 5. SPANISH 6. RUSSIAN 7. POLISH 8. TURKISH

	PRODUCTS	DESCRIPTION	PAGE
	1 **SOLID CARBIDE THREAD MILLS (with & without Coolant Holes)** 2 VHM - GEWINDEFRÄSER (mit und ohne Kühlkanäle) 3 FRAISE A FILETER CARBURE (avec et sans arrosage central) 4 FRESE A FILETTARE IN METALLO DURO (con e senza fori di refrigerazione) 5 Fresas de roscar de metal duro (con y sin agujeros de refrigeración) 6 Твердосплавные резьбофрезы (с/без отверстий для СОЖ) 7 WĘGLIKOWE FREZY GWINTUJĄCE (Z I BEZ CHŁODZENIA WEWNĘTRZNEGO) 8 SOLID KARBÜR VİDA AÇMA FREZELERİ (Su delikli ve su deliksiz)	Threading Large Diameter in High Quality Available with Chamfer	39
	1 **HSS-PM SYNCHRO TAPS (Spiral Flute, Spiral Point, Straight Flute & Cold Forming)** 2 HSS Synchro Gewindebohrer 3 Tarauds SYNCHRO HSS 4 MASCHI SYNCHRO 5 MACHOS HSS-PM SYNCHRO 6 Метчики SYNCHRO с покрытием TiN/TiCN из порошковой быстрорежущей стали для высокоскоростного нарезания резьбы 7 GWINTOWNIKI SYNCHRO HSS 8 HSS SYNCHRO TİP KILAVUZLAR	For High Speed Tapping on Rigid CNC Machine	63
	1 **HSS-E & HSS-PM COMBO TAPS (Spiral Point & Spiral Flute Tap)** 2 HSS COMBO GEWINDEBOHRER (gerade- und drallgenutet) 3 COMBO TAPS - TARAUDS HSS (Entree GUN, HELICOIDAUX) 4 MASCHI COMBO IN HSS (Fori passanti e fori ciechi) 5 Machos Combo HSS (tipo helicoidal con entrada corregida) 6 Метчики COMBO из быстрорежущей стали (с винтовой подточкой, с винтовыми канавками) 7 GWINTOWNIKI COMBO HSS 8 HSS COMBO KILAVUZLAR (Düz kanal eğik ağız bilemeli ve helis kanallı)	For Multi Purpose Tapping YG-1's Patent	71
	1 **HSS & HSS-E YG TAP GENERAL** 2 YG Gewindebohrer Universal 3 Taraud YG pour usage général 4 MASCHI FORI CIECHI/FORI PASSANTI 5 MACHOS YG PARA USO GENERAL 6 Метчики YG из быстрорежущей стали для общего применения 7 GWINTOWNIKI UNIWERSALNE 8 HSS YG GENEL KILAVUZLAR	Suitable for Tapping Blind / Through Holes due to Flute Geometry and Excellent Chip Evacuation	119
	1 **HSS-E & HSS-PM YG TAP STEEL** 2 HSS YG Gewindebohrer Stähle 3 Taraud YG HSS pour ACIERS 4 MASCHI IN HSS 5 MACHOS HSS YG PARA ACERO 6 Метчики YG из быстрорежущей стали для обработки стали 7 GWINTOWNIKI HSS DO STALI 8 HSS YG ÇELİK KILAVUZLARI	For Steel Materials but also other Long Chip Forming Materials	163
	1 **SOLID CARBIDE & HSS-E YG TAP HARDENED** 2 HSS YG Geweindebohrer für gehärtete Stähle 3 Taraud YG HSS pour Aciers Trempés 4 MASCHI IN HSS PER ACCIAI TEMPRATI 5 MACHOS HSS YG PARA MATERIALES DE ALTA DUREZA 6 Метчики YG из быстрорежущей стали для закаленной стали 7 GWINTOWNIKI HSS DO STALI ULEPSZONYCH CIEPLNIE 8 HSS YG SERTLEŞTİRİLMİŞ ÇELİK KILAVUZLARI	For Hardened Steels Applications to Control the Continuous and Red-glowing Chips	191
	1 **HSS-E & HSS-PM YG TAP INOX** 2 HSS YG Gewindebohrer INOX 3 Taraud YG HSS pour INOX 4 MASCHI IN HSS PER INOX 5 MACHOS HSS YG PARA ACEROS INOXIDABLES 6 Метчики YG из быстрорежущей стали для обработки нержавеющей стали 7 GWINTOWNIKI HSS DO STALI NIERDZEWNEJ 8 HSS YG PASLANMAZ ÇELİK KILAVUZLARI	For Stainless Steels with Lamellar, Irregular Chip Formation where the Cutting Forces are Higher	203
	1 **SOLID CARBIDE & HSS-E YG TAP CAST IRON** 2 HSS Gewindebohrer Guss 3 Taraud YG HSS pour la FONTE 4 MASCHI IN HSS PER GHISA 5 MACHOS HSS YG PARA FUNDICIÓN 6 Метчики YG из быстрорежущей стали для обработки чугуна 7 GWINTOWNIKI HSS DO ŻELIWA 8 HSS YG DÖKME DEMİR KILAVUZLARI	For Cast Iron or Similar Work Materials	227
	1 **HSS-E YG TAP ALU** 2 HSS YG TAP Aluminium 3 Taraud YG HSS pour ALU 4 MASCHI IN HSS PER ALU 5 MACHOS HSS YG PARA ALUMINIO 6 Метчики YG из быстрорежущей стали для обработки алюминия 7 GWINTOWNIKI HSS DO ALUMINIUM 8 HSS YG ALUMINYUM KILAVUZLARI	For long-chipping Aluminum Wrought Alloys with Large Chip Gullets to Avoid Clogging in the Threading Operations	239
	1 **HSS-PM YG TAP Ti Ni** 2 HSS YG Gewindebohrer Titan / Superlegierungen 3 Taraud YG HSS pour Titane 4 MASCHI IN HSS PER SUPERLEGHE E LEGHE DI TITANIO 5 MACHOS HSS YG PARA TITANIO Y ALEACIONES CON NIQUEL 6 Метчики YG из быстрорежущей стали для обработки никелевых и титановых сплавов 7 GWINTOWNIKI HSS DO STOPÓW TYTANU I NIKLU 8 HSS YG TİTANYUM-NİKEL KILAVUZLARI	For Heat Resistent Super Alloys and Titanium Alloys Applied with Cutting Edge Rake Angles and Thread Relief	253

THREADING TOOLS

1. ENGLISH 2.GERMAN 3.FRENCH 4. ITALIAN 5. SPANISH 6. RUSSIAN 7. POLISH 8. TURKISH

	PRODUCTS	DESCRIPTION	PAGE
	1 **HSS-E & HSS-PM YG TAP FORMING** 2 HSS INNENGEWINDEFORMER 3 TARAUDS HSS A REFOULER 4 MASCHI A RULLARE 5 Machos HSS de laminación 6 Раскатники из быстрорежущей стали 7 WYGNIATAKI Z HSS 8 HSS OVALAMA KILAVUZLARI	Tapping by Forming Soft Materials	269
	1 **HSS-E NUT TAPS** 2 HSS MUTTERGEWINDEBOHRER 3 TARAUDS HSS ENFILADE 4 MASCHI PER DADI 5 Machos HSS para roscado de tuercas 6 Гаечные метчики из быстрорежущей стали 7 GWINTOWNIKI NAKRĘTKOWE HSS 8 HSS SOMUN KILAVUZLARI	Nut Tapping Machines	287
	1 **HSS-E SCREW THREAD INSERT TAPS** 2 HSS GEWINDEBOHRER FÜR GEWINDEDRAHTEINSÄTZE 3 TARAUDS HSS POUR FILETS RAPPORTES 4 MASCHI PER HELICOIL 5 Machos HSS para insertos de roscas de tornillo (helicoil) 6 Метчики из быстрорежущей стали под резьбовые вставки 7 GWINTOWNIKI EG HSS 8 HSS HELİCOİL KILAVUZLARI	Tapping STI Threads of Soft Materials	291
	1 **HSS & HSS-E PIPE TAPS** 2 HSS GASGEWINDEBOHRER 3 TARAYDS HSS POUR TUBE 4 MASCHI PER TUBI 5 Machos HSS rosca GAS 6 Метчики из быстрорежущей стали для трубной резьбы 7 GWINTOWNIKI RUROWE 8 HSS BORU KILAVUZLARI	Tapping Whitworth Pipe threads	299

SYNCHRO TAPS

Reference page : p.63 - p.69

TEST Ⅰ - SPIRAL FLUTE

Cutting Condition

Tool	HSS-PM Synchro Spiral Flute Tap
Size	M10×1.5
Work Material	JIS : S45C(HRc35) DIN : C45 WR : 1.0503
Cutting Speed	30 m/min.
RPM (rev./min)	955 rev./min.
Feed(mm/min)	1.5 mm/rev.
Tapping Depth	25 mm
Tapping Method	Blind Hole Tapping
Coolant	Wet Cut
Machine	Machining Center

YG-1(Total Tapping 330 Holes)-Chamfer



Competitor A(Total Tapping 330 Holes)-Chamfer



YG-1(Total Tapping 330 Holes)-Thread



Competitor A(Total Tapping 330 Holes)-Thread

TEST Ⅱ - SPIRAL FLUTE

Cutting Condition

Tool	HSS-PM Synchro Spiral Flute Tap
Size	M6×1.0
Work Material	JIS : S45C(HRc35) DIN : C45 WR :1.0503
Cutting Speed	30 m/min.
RPM (rev./min)	1,592 rev./min.
Feed(mm/min)	1.0 mm/rev.
Tapping Depth	25 mm
Tapping Method	Blind Hole Tapping
Coolant	Wet Cut
Machine	Machining Center

YG-1(Total Tapping 490 Holes)-Chamfer

Competitor A(Total Tapping 490 Holes)-Chamfer

YG-1(Total Tapping 490 Holes)-Thread

Competitor A(Total Tapping 490 Holes)-Thread

COMBO TAPS - MULTI PURPOSE

Reference page : p.71 - p.117

TEST Ⅰ - SPIRAL FLUTE

Cutting Condition

Tool	Combo Spiral Flute Tap
Size	M8×1.25
Work Material	JIS : S45C(HRc35) DIN : C45 WR : 1.0503
Tapping Depth	20mm
Coolant	Water Soluble Oil
Vc (Tapping Speed)	10.0m/min

YG-1(Total Tapping 204 Holes)

Surface Roughness of Work Piece
Oberflächengüte des Werkstücks

204 Holes ▶

Competitor A (Total Tapping 159 Holes)

Surface Roughness of Work Piece
Oberflächengüte des Werkstücks

159 Holes ▶

Competitor B (Total Tapping 204 Holes)

Surface Roughness of Work Piece
Oberflächengüte des Werkstücks

204 Holes ▶

TEST Ⅱ - SPIRAL POINT

Cutting Condition

Tool	Combo Spiral Point Tap
Size	M2×0.4
Work Material	JIS : S45C(HRc35) DIN : C45 WR : 1.0503
Tapping Depth	6mm
Coolant	Tapping Oil
Machine	Machining Center

YG-1(Total Tapping 450 Holes)

Thread

Flute

Competitor A (Total Tapping 318 Holes)

Tool broke after tapping 318 holes

Competitor B (Total Tapping 103 Holes)

Tool broke after tapping 103 holes

COMBO TAPS - INOX

Reference page : p.71 - p.117

TEST Ⅰ - SPIRAL FLUTE

Cutting Condition

Tool	Combo tap for Stainless Steels (TQ744246)
Size	M4×0.7
Work Material	JIS : SUS304 DIN : X5CrNi18 10(X 4 CrNi18-10) WR : 1.4303
Tapping Depth	10mm
Coolant	Wet Cut
Vc (Tapping Speed)	8m/min.

YG-1 (Total Tapping 170 Holes)



Competitor A (Total Tapping 170 Holes)



Competitor B

Tool broke after tapping 83 holes

TEST Ⅱ - SPIRAL FLUTE

Cutting Condition

Tool	Combo tap for Stainless Steels (TQ744316)
Size	M6×1.0
Work Material	JIS : SUS304 DIN : X5CrNi18 10 (X 4 CrNi18-10) WR : 1.4303
Tapping Depth	15mm
Coolant	Wet Cut
Vc (Tapping Speed)	8m/min.

YG-1(Total Tapping 230 Holes)



Competitor A

Tool broke after tapping 92 holes

Competitor B

Tool broke after tapping 98 holes

CARBIDE TAP for HARDENED STEELS

Reference page : p.191 - p.201

TEST Ⅰ - STRAIGHT FLUTE TAPS

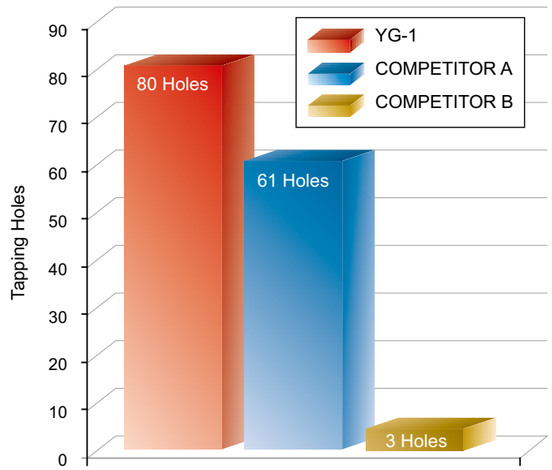

YG-1(Total Tapping 80 Holes)

Competitor A(Total Tapping 61 Holes)

Tool broke after tapping 61 holes

Competitor B(Total Tapping 3 Holes)

Tool broke after tapping 3 holes

Cutting Condition

Tool	Straight flute tap
Size	M6×1.0
Work Material	JIS : SKD61 (HRc50) DIN : X40GrMoV51(1.2344) AISI : H13
R.P.M.	120 rev./min.
Feed	1.0 mm/rev.
Tapping Depth	9mm (1.5×D)
Coolant	Wet Cut

TEST Ⅱ - STRAIGHT FLUTE TAPS

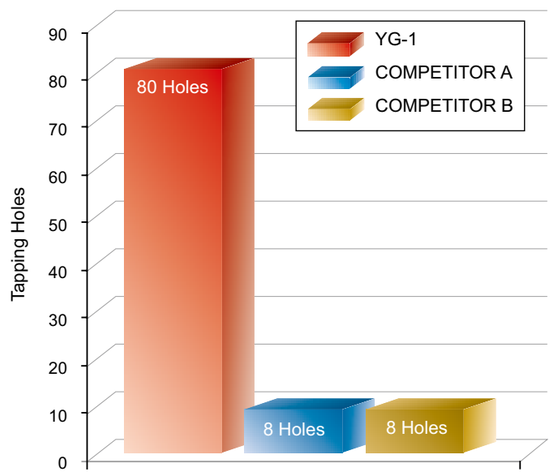

YG-1(Total Tapping 80 Holes)

Competitor A(Total Tapping 8 Holes)

Competitor B(Total Tapping 8 Holes)

Tool broke after tapping 8 holes

Cutting Condition

Tool	Straight flute tap
Size	M6×1.0
Work Material	JIS : SKD61 (HRc50) DIN : X40GrMoV51(1.2344) AISI : H13
R.P.M.	120 rev./min.
Feed	1.0 mm/rev.
Tapping Depth	9mm (1.5×D)
Coolant	Wet Cut

Global Cutting Tool Leader **YG-1**

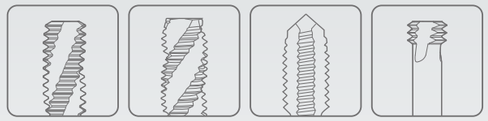

THREADING

THREADING TOOLS

SOLID CARBIDE THREAD MILLS (with & without Coolant Holes)

HSS-PM SYNCHRO TAPS (Spiral Flute, Spiral Point, Straight Flute & Cold Forming)

HSS-E & HSS-PM COMBO TAPS (Spiral Poin & Spiral Flute Tap)

HSS & HSS-E YG TAP GENERAL

HSS-E & HSS-PM YG TAP STEEL

SOLID CARBIDE & HSS-E YG TAP HARDENED

HSS-E & HSS-PM YG TAP INOX

SOLID CARBIDE & HSS-E YG TAP CAST IRON

HSS-E YG TAP ALU

HSS-PM YG TAP Ti Ni

HSS-E & HSS-PM YG TAP FORMING

HSS-E NUT TAPS

HSS-E SCREW THREAD INSERT TAPS

HSS & HSS-E PIPE TAPS

YG-1 CO., LTD.

CONTENTS

SOLID CARBIDE THREAD MILLS

HSS MACHINE TAPS

HSS MACHINE & HAND TAPS

HSS MACHINE TAPS

SOLID CARBIDE & HSS MACHINE TAPS

HSS MACHINE TAPS

SOLID CARBIDE & HSS MACHINE TAPS

HSS MACHINE TAPS

HSS PIPE TAPS

TECHNICAL DATA

SOLID CARBIDE **THREAD MILLS** (with & without Coolant Holes)
Threading Large Diameter in High Quality / Available with Chamfer — THREAD MILLS

HSS-PM **SYNCHRO TAPS** (Spiral Flute, Spiral Point, Straight Flute & Cold Forming)
For High Speed Tapping on Rigid CNC Machine — SYNCHRO TAPS

HSS-E & HSS-PM **COMBO TAPS** (Spiral Point & Spiral Flute Tap)
For Multi Purpose Tapping / YG-1's Patent — COMBO TAPS

HSS & HSS-E **YG TAP GENERAL**
Suitable for Tapping Blind / Through Holes due to Flute Geometry and Excellent Chip Evacuation — YG TAP GENERAL

HSS-E & HSS-PM **YG TAP STEEL**
For Steel Materials but also other Long Chip Forming Materials — YG TAP STEEL

SOLID CARBIDE & HSS-E **YG TAP HARDENED**
For Hardened Steels Applications to Control the Continuous and Red-glowing Chips — YG TAP HARDENED

HSS-E & HSS-PM **YG TAP INOX**
For Stainless Steels with Lamellar, Irregular Chip Formation where the Cutting Forces are Higher — YG TAP INOX

SOLID CARBIDE & HSS-E **YG TAP CAST IRON**
For Cast Iron or Similar Work Materials — YG TAP CAST IRON

HSS-E **YG TAP ALU**
For long-chipping Aluminum Wrought Alloys with Large Chip Gullets to Avoid Clogging in the Threading Operations — YG TAP ALU

HSS-PM **YG TAP Ti Ni**
For Heat Resistent Super Alloys and Titanium Alloys Applied with Cutting Edge Rake Angles and Thread Relief — YG TAP Ti Ni

HSS-E & HSS-PM **YG TAP FORMING**
Tapping by Forming Soft Materials — YG TAP FORMING

HSS-E **NUT TAPS**
Nut Tapping Machines — NUT TAPS

HSS-E **SCREW THREAD INSERT TAPS**
Tapping STI Threads of Soft Materials — STI TAPS

HSS & HSS-E **PIPE TAPS**
Tapping Whitworth Pipe threads — PIPE TAPS

TECHNICAL DATA — TECHNICAL DATA

SELECTION GUIDE

YG-1 THREADING TOOLS

THREAD MILLS

TYPE	Thread Mill without Coolant Hole				Thread Mill with Coolant Hole		
THREAD FORM	M	MF	UNC	UNF	M	MF	BSP(G)
HOLE TYPE	Max. 2.0xD Blind /Through Hole	Max. 1.5xD Blind /Through Hole	Max. 2.0xD Blind /Through Hole	Max. 2.0xD Blind /Through Hole	Max. 2.0xD Blind /Through Hole	Max. 1.5xD Blind /Through Hole	-
TOOL MATERIAL	CARBIDE						
FLUTE TYPE	Helix						
HELIX ANGLE	R15						
SERIES NO.	L1211 (P.42)	L1212 (P.43)	L1213 (P.44)	L1214 (P.45)	L4211 (P.46)	L4212 (P.47)	L6215 (P.48)
SURFACE TREATMENT	TiAlN	TiAlN	TiAlN	TiAlN	TiAlN	TiAlN	TiAlN
MODEL							

Please visit globalyg1.com/mat for material search

◎ : Excellent ○ : Good

	ISO	VDI 3323	Material Description	HB	HRc	L1211	L1212	L1213	L1214	L4211	L4212	L6215
P	1		Non-alloy steel	125		◎	◎	◎	◎	◎	◎	◎
P	2			190	13	◎	◎	◎	◎	◎	◎	◎
P	3			250	25	◎	◎	◎	◎	◎	◎	◎
P	4			270	28	◎	◎	◎	◎	◎	◎	◎
P	5			300	32	◎	◎	◎	◎	◎	◎	◎
P	6		Low alloy steel	180	10	◎	◎	◎	◎	◎	◎	◎
P	7			275	29	◎	◎	◎	◎	◎	◎	◎
P	8			300	32	◎	◎	◎	◎	◎	◎	◎
P	9			350	38	◎	◎	◎	◎	◎	◎	◎
P	10		High alloyed steel, and tool steel	200	15	◎	◎	◎	◎	◎	◎	◎
P	11			325	35	◎	◎	◎	◎	◎	◎	◎
M	12		Stainless steel	200	15	○	○	○	○	○	○	○
M	13			240	23	○	○	○	○	○	○	○
M	14			180	10	○	○	○	○	○	○	○
K	15		Grey cast iron	180	10	◎	◎	◎	◎	◎	◎	◎
K	16			260	26	◎	◎	◎	◎	◎	◎	◎
K	17		Nodular Cast Iron	160	3	◎	◎	◎	◎	◎	◎	◎
K	18			250	25	◎	◎	◎	◎	◎	◎	◎
K	19		Malleable cast iron	130		◎	◎	◎	◎	◎	◎	◎
K	20			230	21	◎	◎	◎	◎	◎	◎	◎
N	21		Aluminum-wrought alloy	60		◎	◎	◎	◎	◎	◎	◎
N	22			100		◎	◎	◎	◎	◎	◎	◎
N	23		Aluminum-cast, alloyed	75		◎	◎	◎	◎	◎	◎	◎
N	24			90		◎	◎	◎	◎	◎	◎	◎
N	25			130		◎	◎	◎	◎	◎	◎	◎
N	26		Copper and Copper Alloys (Bronze / Brass)	110		◎	◎	◎	◎	◎	◎	◎
N	27			90		◎	◎	◎	◎	◎	◎	◎
N	28			100		◎	◎	◎	◎	◎	◎	◎
N	29		Non Metallic Materials			◎	◎	◎	◎	◎	◎	◎
N	30					◎	◎	◎	◎	◎	◎	◎
S	31		Heat Resistant Super Alloys	200	15	○	○	○	○	○	○	○
S	32			280	30	○	○	○	○	○	○	○
S	33			250	25	○	○	○	○	○	○	○
S	34			350	38	○	○	○	○	○	○	○
S	35			320	34	○	○	○	○	○	○	○
S	36		Titanium Alloys	400 Rm		○	○	○	○	○	○	○
S	37			1050 Rm		○	○	○	○	○	○	○
H	38		Hardened steel	550	55							
H	39			630	60							
H	40		Chilled Cast Iron	400	42							
H	41		Hardened Cast Iron	550	55							

THREAD MILLS

TYPE	Thread Mill with Coolant Hole & Chamfer					Miniature Thread Mill		Miniature Thread Mill for Hard Materials		Drill & Thread Mill with Chamfer
THREAD FORM	M	MF	UNC	UNF	NPT	M	UNC	M	UNC	M
HOLE TYPE	Max. 2.0xD Blind /Through Hole	Max. 1.5xD Blind /Through Hole	Max. 2.0xD Blind /Through Hole	Max. 2.0xD Blind /Through Hole	-	Max. 2.0xD Blind /Through Hole	Max. 2.0xD Blind /Through Hole	Max. 2.0xD Blind /Through Hole	Max. 2.0xD Blind /Through Hole	Max. 2.0xD Blind /Through Hole
TOOL MATERIAL	CARBIDE									
FLUTE TYPE	Helix					Helix		Straight		Helix
HELIX ANGLE	R15					R15		—		R25
SERIES NO.	L4271 (P.49)	L4272 (P.50)	L4273 (P.51)	L4274 (P.52)	L4276 (P.53)	L12D1 (P.54)	L12D3 (P.55)	L19E1 (P.56)	L19E3 (P.57)	L41A1 / L42A1 (P.58)
SURFACE TREATMENT	TiAlN	TiAlN	TiAlN	TiAlN	TiAlN	TiAlN	TiAlN	AlTiN	AlTiN	Bright / TiAlN
MODEL										

	L4271	L4272	L4273	L4274	L4276	L12D1	L12D3	L19E1	L19E3	L41A1 / L42A1
1	◎	◎	◎	◎	◎	◎	◎			
2	◎	◎	◎	◎	◎	◎	◎			
3	◎	◎	◎	◎	◎	◎	◎			
4	◎	◎	◎	◎	◎	◎	◎			
5	◎	◎	◎	◎	◎	◎	◎			
6	◎	◎	◎	◎	◎	◎	◎	○	○	
7	◎	◎	◎	◎	◎	◎	◎	○	○	
8	◎	◎	◎	◎	◎	◎	◎	○	○	
9	◎	◎	◎	◎	◎	◎	◎	○	○	
10	◎	◎	◎	◎	◎	◎	◎	○	○	
11	◎	◎	◎	◎	◎	◎	◎	○	○	
12	○	○	○	○	○	○	○	○	○	
13	○	○	○	○	○	○	○	○	○	
14	○	○	○	○	○	○	○	○	○	
15	◎	◎	◎	◎	◎	◎	◎	◎	◎	◎
16	◎	◎	◎	◎	◎	◎	◎	◎	◎	◎
17	◎	◎	◎	◎	◎	◎	◎	◎	◎	◎
18	◎	◎	◎	◎	◎	◎	◎	◎	◎	◎
19	◎	◎	◎	◎	◎	◎	◎	◎	◎	◎
20	◎	◎	◎	◎	◎	◎	◎	◎	◎	◎
21	◎	◎	◎	◎	◎	◎	◎			◎
22	◎	◎	◎	◎	◎	◎	◎			◎
23	◎	◎	◎	◎	◎	◎	◎			◎
24	◎	◎	◎	◎	◎	◎	◎			◎
25	◎	◎	◎	◎	◎	◎	◎			◎
26	◎	◎	◎	◎	◎	◎	◎			◎
27	◎	◎	◎	◎	◎	◎	◎			◎
28	◎	◎	◎	◎	◎	◎	◎			◎
29	◎	◎	◎	◎	◎	◎	◎			◎
30	◎	◎	◎	◎	◎	◎	◎			◎
31	○	○	○	○	○	○	○	◎	◎	
32	○	○	○	○	○	○	○	◎	◎	
33	○	○	○	○	○	○	○	◎	◎	
34	○	○	○	○	○	○	○	◎	◎	
35	○	○	○	○	○	○	○	◎	◎	
36	○	○	○	○	○	○	○	○	○	
37	○	○	○	○	○	○	○	○	○	
38								◎	◎	
39								◎	◎	
40								◎	◎	
41								◎	◎	

SELECTION GUIDE

THREADING TOOLS

Please visit globalyg1.com/mat for material search

◎ : Excellent ○ : Good

SYNCHRO TAPS

HOLE TYPE			Max. 2.5xD Blind Hole	Max. 3.0xD Through Hole	Max. 2.0xD Blind Through Hole	Max. 3.0xD Blind Through Hole
TOOL MATERIAL			HSS-PM			
CHAMFER LEAD ACC. TO DIN2197			C	B	C	C
FLUTE TYPE			Spiral Flute	Spiral Point	Straight Flute	Cold Forming
SPIRAL FLUTE ANGLE			R45	-	-	-
SERIES	M	DIN371/376	TTS31 (P.65)	TTS33 (P.66)	TKS35 (P.67)	TTS37 (P.68)
		DIN352				
		DIN357/LONG				
	MF	DIN374				
		DIN2181				
	UNC	DIN371/376				
		DIN351				
	UNF	DIN371/374				
		DIN2181				
	BSW	DIN2182/2183				
		DIN351				
	G(BSP)	DIN5156/5157				
	EG-M	DIN371/376				
	EG-UNC	DIN371/376				
	EG-UNF	DIN371/374				
SURFACE TREATMENT			TiN	TiN	TiCN	TiN
MODEL						

COMBO TAPS

HOLE TYPE			Max. 2.5xD Blind Hole													
TOOL MATERIAL			HSS-E													
CHAMFER LEAD ACC. TO DIN2197			C	C	C	C	C	C	C	C	C	C	C	C	C	C
FLUTE TYPE			Spiral Flute	Spiral Flute	Spiral Flute	Spiral Flute	Spiral Flute	Spiral Flute	Spiral Flute	Spiral Flute	Spiral Flute	Spiral Flute	Spiral Flute	Spiral Flute	Spiral Flute	Spiral Flute
SPIRAL FLUTE ANGLE			R40	R40	R40	R40	R40	R40	R40	R40	R40	R40	R40	R40	R40	R40
SERIES	M	DIN371/376	TC804 (P.76)	TD804 (P.76)	TB804 (P.76)	TCE05 (P.77)	TDE05 (P.77)	TBE05 (P.77)	TCE06 (P.78)	TDE06 (P.78)	TBE06 (P.78)	TCE07 (P.79)	TDE07 (P.79)	TBE07 (P.79)	TCE08 (P.80)	TDE08 (P.80)
		DIN352														
		DIN357/LONG														
	MF	DIN374	TC844 (P.81)	TD844 (P.81)	TB844 (P.81)	TCE09 (P.83)	TDE09 (P.83)									
		DIN2181														
	UNC	DIN371/376	TC824 (P.91)	TD824 (P.91)	TB824 (P.91)	TCE01 (P.92)	TDE01 (P.92)									
		DIN351														
	UNF	DIN371/374	TC864 (P.93)	TD864 (P.93)	TB864 (P.93)	TCE02 (P.94)	TDE02 (P.94)									
		DIN2181														
	BSW	DIN2182/2183														
		DIN351														
	G(BSP)	DIN5156/5157														
	EG-M	DIN371/376														
	EG-UNC	DIN371/376														
	EG-UNF	DIN371/374														
SURFACE TREATMENT			Bright	TiN	VAP	Bright	TiN	VAP	Bright	TiN	VAP	Bright	TiN	VAP	Bright	TiN
MODEL																

ISO	VDI 3323	Material Description	HB	HRc	TC804 (P.76)	TD804 (P.76)	TB804 (P.76)	TCE05 (P.77)	TDE05 (P.77)	TBE05 (P.77)	TCE06 (P.78)	TDE06 (P.78)	TBE06 (P.78)	TCE07 (P.79)	TDE07 (P.79)	TBE07 (P.79)	TCE08 (P.80)	TDE08 (P.80)
P	1	Non-alloy steel	125		◎	◎	○	◎	○	○	○	○	○	○	○	○	○	○
	2		190	13	◎	◎	○	◎	◎	◎	◎	◎	◎	◎	◎	◎	◎	◎
	3		250	25	◎	◎	○	◎	◎	◎	◎	◎	◎	◎	◎	◎	◎	◎
	4		270	28	◎	◎	○	◎	◎	◎	◎	◎	◎	◎	◎	◎	◎	◎
	5		300	32					◎	◎	◎	◎	◎	◎	◎	◎	◎	◎
	6	Low alloy steel	180	10	◎	◎	○	◎	◎	◎	◎	◎	◎	◎	◎	◎	◎	◎
	7		275	29	◎	◎	○	◎	◎	◎	◎	◎	◎	◎	◎	◎	◎	◎
	8		300	32					◎	◎	◎	◎	◎	◎	◎	◎	◎	◎
	9		350	38					◎	◎	◎	◎	◎	◎	◎	◎	◎	◎
	10	High alloyed steel, and tool steel	200	15					○	○	○	○	○	○	○	○	○	○
	11		325	35														
M	12	Stainless steel	200	15	◎	◎		◎	◎	◎	◎	◎	◎	◎	◎	◎	◎	◎
	13		240	23	◎	◎		◎	◎	◎	◎	◎	◎	◎	◎	◎	◎	◎
	14		180	10	○	○		◎	◎	◎	◎	◎	◎	◎	◎	◎	◎	◎
K	15	Grey cast iron	180	10	○	○	◎		◎	◎	◎	◎	◎	◎	◎	◎	◎	◎
	16		260	26			◎		◎	◎	◎	◎	◎	◎	◎	◎	◎	◎
	17	Nodular cast iron	160	3	◎	◎	◎		◎	◎	◎	◎	◎	◎	◎	◎	◎	◎
	18		250	25			◎		◎	◎	◎	◎	◎	◎	◎	◎	◎	◎
	19	Malleable cast iron	130				○											
	20		230	21			○											
N	21	Aluminum-wrought alloy	60					◎										
	22		100					◎										
	23	Aluminum-cast, alloyed	75		◎	◎	○	◎	◎	◎	◎	◎	◎	◎	◎	◎	◎	◎
	24		90		◎	◎	○	◎										
	25		130		◎	◎	○	○										
	26	Copper and Copper Alloys (Bronze / Brass)	110		◎	◎			◎	◎	◎	◎	◎	◎	◎	◎	◎	◎
	27		90						◎	◎	◎	◎	◎	◎	◎	◎	◎	◎
	28		100		○	○		◎	◎	◎	◎	◎	◎	◎	◎	◎	◎	◎
	29	Non Metallic Materials																
	30																	
S	31	Heat Resistant Super Alloys	200	15														
	32		280	30														
	33		250	25														
	34		350	38														
	35		320	34														
	36	Titanium Alloys	400 Rm															
	37		1050 Rm															
H	38	Hardened steel	550	55														
	39		630	60														
	40	Chilled Cast Iron	400	42														
	41	Hardened Cast Iron	550	55														

ISO	VDI 3323	TB744 (P.88)	TQ744 (P.88)	TC633 (P.87)	TC807 (P.86)	TB754 (P.90)	TQ754 (P.89)
P	1						
	2	○	○				
	3						
	4	○	○				
	5						
	6	○	○				
	7	○	○				
	8						
	9						
	10						
	11						
M	12	◎	◎				
	13	◎	◎				
	14	◎	◎				
K	15						
	16						
	17						
	18						
	19						
	20						
N	21						
	22						
	23						
	24						
	25						
	26						
	27						
	28	○	○				
	29						
	30						
S	31						
	32						
	33						
	34						
	35						
	36						
	37						
H	38						
	39						
	40						
	41						

SELECTION GUIDE

THREADING TOOLS

COMBO TAPS

Max. 3.0xD Through Hole

HOLE TYPE			Max. 3.0xD Through Hole							
TOOL MATERIAL			HSS-E							
CHAMFER LEAD ACC. TO DIN2197			B	B	B	B	B	B	B	B
FLUTE TYPE			Spiral Point	Spiral Point	Spiral Point	Spiral Point	Spiral Point	Spiral Point	Spiral Point	Spiral Point
SPIRAL FLUTE ANGLE			–	–	–	–	–	–	–	–
SERIES	M	DIN371/376	TC814 (P.95)	TD814 (P.95)	TB814 (P.95)	TCJ05 (P.96)	TDJ05 (P.96)	TBJ05 (P.96)	TCJ06 (P.97)	TDJ06 (P.97)
		DIN352								
		DIN357/LONG								
	MF	DIN374	TC854 (P.100)	TD854 (P.100)	TB854 (P.100)	TCJ09 (P.102)	TDJ09 (P.102)			
		DIN2181								
	UNC	DIN371/376	TC834 (P.109)	TD834 (P.109)	TB834 (P.109)	TCJ01 (P.110)	TDJ01 (P.110)			
		DIN351								
	UNF	DIN371/374	TC874 (P.111)	TD874 (P.111)	TB874 (P.111)	TCJ02 (P.112)	TDJ02 (P.112)			
		DIN2181								
	BSW	DIN2182/2183								
		DIN351								
	G(BSP)	DIN5156/5157								
	EG-M	DIN371/376								
	EG-UNC	DIN371/376								
	EG-UNF	DIN371/374								
SURFACE TREATMENT			Bright	TiN	VAP	Bright	TiN	VAP	Bright	TiN
MODEL										

Please visit globalyg1.com/mat for material search

◎ : Excellent ○ : Good

ISO	VDI 3323	Material Description	HB	HRc	TC814	TD814	TB814	TCJ05	TDJ05	TBJ05	TCJ06	TDJ06
P	1	Non-alloy steel	125		○	○	○	○	○	○	○	○
	2		190	13	◎	◎	◎	◎	◎	◎	◎	◎
	3		250	25	◎	◎	◎	◎	◎	◎	◎	◎
	4		270	28	◎	◎	◎	◎	◎	◎	◎	◎
	5		300	32	◎	◎	◎	◎	◎	◎	◎	◎
	6	Low alloy steel	180	10	◎	◎	◎	◎	◎	◎	◎	◎
	7		275	29	◎	◎	◎	◎	◎	◎	◎	◎
	8		300	32	◎	◎	◎	◎	◎	◎	◎	◎
	9		350	38	◎	◎	◎	◎	◎	◎	◎	◎
	10	High alloyed steel, and tool steel	200	15	○	○	○	○	○	○	○	○
	11		325	35								
M	12	Stainless steel	200	15	◎	◎	◎	◎	◎	◎	◎	◎
	13		240	23	◎	◎	◎	◎	◎	◎	◎	◎
	14		180	10	◎	◎	◎	◎	◎	◎	◎	◎
K	15	Grey cast iron	180	10	◎	◎	◎	◎	◎	◎	◎	◎
	16		260	26	◎	◎	◎	◎	◎	◎	◎	◎
	17	Nodular cast iron	160	3	◎	◎	◎	◎	◎	◎	◎	◎
	18		250	25	◎	◎	◎	◎	◎	◎	◎	◎
	19	Malleable cast iron	130									
	20		230	21								
N	21	Aluminum-wrought alloy	60									
	22		100									
	23	Aluminum-cast, alloyed	75		◎	◎	◎	◎	◎	◎	◎	◎
	24		90									
	25		130									
	26	Copper and Copper Alloys (Bronze / Brass)	110		◎	◎	◎	◎	◎	◎	◎	◎
	27		90		◎	◎	◎	◎	◎	◎	◎	◎
	28		100		◎	◎	◎	◎	◎	◎	◎	◎
	29	Non Metallic Materials										
	30											
S	31	Heat Resistant Super Alloys	200	15								
	32		280	30								
	33		250	25								
	34		350	38								
	35		320	34								
	36	Titanium Alloys	400 Rm									
	37		1050 Rm									
H	38	Hardened steel	550	55								
	39		630	60								
	40	Chilled Cast Iron	400	42								
	41	Hardened Cast Iron	550	55								

COMBO TAPS

Max. 3.0xD Through Hole

HOLE TYPE			Max. 3.0xD Through Hole										
TOOL MATERIAL			HSS-E									HSS-PM	
CHAMFER LEAD ACC. TO DIN2197			B	B	B	B	B	B	B	B	B	B	B
FLUTE TYPE			Spiral Point	Spiral Point	Spiral Point	Spiral Point	Spiral Point	Spiral Point	Spiral Point	Spiral Point	Spiral Point	Spiral Point	Spiral Point
SPIRAL FLUTE ANGLE			–	–	–	–	–	–	–	–	–	–	–
SERIES	M	DIN371/376	TBJ06 (P.97)	TCJ07 (P.98)	TDJ07 (P.98)	TBJ07 (P.98)	TCJ08 (P.99)	TDJ08 (P.99)	TBJ08 (P.99)	TC814-IC (P.104)		TB428 (P.106)	TQ428 (P.106)
		DIN352											
		DIN357/LONG									TC445 (P.105)		
	MF	DIN374										TB438 (P.108)	TQ438 (P.107)
		DIN2181											
	UNC	DIN371/376											
		DIN351											
	UNF	DIN371/374											
		DIN2181											
	BSW	DIN2182/2183											
		DIN351											
	G(BSP)	DIN5156/5157											
	EG-M	DIN371/376											
	EG-UNC	DIN371/376											
	EG-UNF	DIN371/374											
SURFACE TREATMENT			VAP	Bright	TiN	VAP	Bright	TiN	VAP	Bright	Bright	VAP	VAP
MODEL													

ISO	VDI 3323	Material Description	HB	HRc	TBJ06	TCJ07	TDJ07	TBJ07	TCJ08	TDJ08	TBJ08	TC814-IC	TC445	TB428	TQ428
P	1	Non-alloy steel	125		○	○	○	○	○	○	○	○	○		
	2		190	13	◎	◎	◎	◎	◎	◎	◎	◎	◎	○	○
	3		250	25	◎	◎	◎	◎	◎	◎	◎	◎	◎		
	4		270	28	◎	◎	◎	◎	◎	◎	◎	◎	◎	○	○
	5		300	32	◎	◎	◎	◎	◎	◎	◎	◎	◎		
	6	Low alloy steel	180	10	◎	◎	◎	◎	◎	◎	◎	◎	◎	○	○
	7		275	29	◎	◎	◎	◎	◎	◎	◎	◎	◎	○	○
	8		300	32	◎	◎	◎	◎	◎	◎	◎	◎	◎		
	9		350	38	◎	◎	◎	◎	◎	◎	◎	◎	◎		
	10	High alloyed steel, and tool steel	200	15	○	○	○	○	○	○	○	○	○		
	11		325	35											
M	12	Stainless steel	200	15	◎	◎	◎	◎	◎	◎	◎	◎	◎	◎	◎
	13		240	23	◎	◎	◎	◎	◎	◎	◎	◎	◎	◎	◎
	14		180	10	◎	◎	◎	◎	◎	◎	◎	◎	◎	◎	◎
K	15	Grey cast iron	180	10	◎	◎	◎	◎	◎	◎	◎	◎	◎		
	16		260	26	◎	◎	◎	◎	◎	◎	◎	◎	◎		
	17	Nodular cast iron	160	3	◎	◎	◎	◎	◎	◎	◎	◎	◎		
	18		250	25	◎	◎	◎	◎	◎	◎	◎	◎	◎		
	19	Malleable cast iron	130												
	20		230	21											
N	21	Aluminum-wrought alloy	60												
	22		100												
	23	Aluminum-cast, alloyed	75		◎	◎	◎	◎	◎	◎	◎	◎	◎		
	24		90												
	25		130												
	26	Copper and Copper Alloys (Bronze / Brass)	110		◎	◎	◎	◎	◎	◎	◎	◎	◎		
	27		90		◎	◎	◎	◎	◎	◎	◎	◎	◎		
	28		100		◎	◎	◎	◎	◎	◎	◎	◎	◎	○	○
	29	Non Metallic Materials													
	30														
S	31	Heat Resistant Super Alloys	200	15											
	32		280	30											
	33		250	25											
	34		350	38											
	35		320	34											
	36	Titanium Alloys	400 Rm												
	37		1050 Rm												
H	38	Hardened steel	550	55											
	39		630	60											
	40	Chilled Cast Iron	400	42											
	41	Hardened Cast Iron	550	55											

COMBO TAP SETS

Combo Spiral Flute Taps

TB804SET5	TC804SET7
VAP	Bright
5pcs	7pcs

Combo Spiral Flute Taps + Gold-P Drill

TD804SET7-GLP195

TiN

14pcs



P.493

CARBIDE
HSS
THREAD MILLS
SYNCHRO TAPS
COMBO TAPS
YG TAP GENERAL
YG TAP STEEL
YG TAP HARDENED
YG TAP INOX
YG TAP CAST IRON
YG TAP ALU
YG TAP Ti Ni
YG TAP FORMING
NUT TAPS
STI TAPS
PIPE TAPS
TECHNICAL DATA

SELECTION GUIDE

THREADING TOOLS

YG TAP GENERAL

HOLE TYPE	Max. 2.5xD Blind Hole			Max. 3.0xD Through Hole				Max. 2xD Blind/Through Hole	
TOOL MATERIAL	HSS-E								
CHAMFER LEAD ACC. TO DIN2197	C	C	C	B	B	B	B	C	C
FLUTE TYPE	Spiral Flute	Spiral Flute	Spiral Flute	Spiral Point	Spiral Point	Spiral Point	Spiral Point	Spiral Flute	Straight Flute
SPIRAL FLUTE ANGLE	R40	R40	R20	–	–	–	–	L20	–
SERIES / MODEL									
M – DIN371/376	TC711 (P.124)	TD711 (P.125)	TC517 (P.133)	TC127 (P.135)	TD127 (P.136)	TC227 (P.145)	TD227 (P.146)	TC211 (P.147)	TC463 (P.148)
M – DIN352			TC612 (P.134)	TC122 (P.137)					
M – DIN357/LONG									
MF – DIN374	TC411 (P.126)	TD411 (P.128)		TC222 (P.138)	TD222 (P.140)				TC473 (P.149)
MF – DIN2181									
UNC – DIN371/376	TC144 (P.130)			TC214 (P.142)					TC424 (P.150)
UNC – DIN351									
UNF – DIN371/374	TC124 (P.131)			TC234 (P.143)					
UNF – DIN2181									
BSW – DIN2182/2183	TC134 (P.132)			TC224 (P.144)					
BSW – DIN351									
G(BSP) – DIN5156/5157									
EG-M – DIN371/376									
EG-UNC – DIN371/376									
EG-UNF – DIN371/374									
SURFACE TREATMENT	Bright	TiN	Bright	Bright	TiN	Bright	TiN	Bright	Bright

Please visit globalyg1.com/mat for material search

◎ : Excellent ○ : Good

ISO	VDI 3323	Material Description	HB	HRc	TC711	TD711	TC517	TC127	TD127	TC227	TD227	TC211	TC463
P	1	Non-alloy steel	125		○	○	○	○	○	○	○	○	○
P	2	Non-alloy steel	190	13	◎	◎	◎	◎	◎	◎	◎	◎	○
P	3	Non-alloy steel	250	25	◎	◎	◎	◎	◎	◎	◎	◎	○
P	4	Non-alloy steel	270	28	◎	◎	◎	◎	◎	◎	◎	◎	○
P	5	Non-alloy steel	300	32	○	○	○	○	○	○	○	○	○
P	6	Low alloy steel	180	10	◎	◎	◎	◎	◎	◎	◎	◎	○
P	7	Low alloy steel	275	29	◎	◎	◎	◎	◎	◎	◎	◎	○
P	8	Low alloy steel	300	32	○	○	○	○	○	○	○	○	○
P	9	Low alloy steel	350	38									
P	10	High alloyed steel, and tool steel	200	15									
P	11	High alloyed steel, and tool steel	325	35									
M	12	Stainless steel	200	15	○	○	○	○	○	○	○	○	○
M	13	Stainless steel	240	23	○	○	○	○	○	○	○	○	○
M	14	Stainless steel	180	10									
K	15	Grey cast iron	180	10									○
K	16	Grey cast iron	260	26									○
K	17	Nodular cast iron	160	3	◎	◎	◎	◎	◎	◎	◎	◎	○
K	18	Nodular cast iron	250	25	◎	◎	◎	◎	◎	◎	◎	◎	○
K	19	Malleable cast iron	130										
K	20	Malleable cast iron	230	21									
N	21	Aluminum-wrought alloy	60		○	○	○	○	○	○	○	○	
N	22	Aluminum-wrought alloy	100										
N	23	Aluminum-cast, alloyed	75		○	○	○	○	○	○	○	○	
N	24	Aluminum-cast, alloyed	90		○	○	○	○	○	○	○	○	
N	25	Aluminum-cast, alloyed	130		◎	◎	◎	◎	◎	◎	◎	◎	○
N	26	Copper and Copper Alloys (Bronze / Brass)	110		○	○	○	○	○	○	○	○	○
N	27	Copper and Copper Alloys (Bronze / Brass)	90										○
N	28	Copper and Copper Alloys (Bronze / Brass)	100		◎	◎	◎	◎	◎	◎	◎	◎	
N	29	Non Metallic Materials											
N	30	Non Metallic Materials											
S	31	Heat Resistant Super Alloys	200	15									
S	32	Heat Resistant Super Alloys	280	30									
S	33	Heat Resistant Super Alloys	250	25									
S	34	Heat Resistant Super Alloys	350	38									
S	35	Heat Resistant Super Alloys	320	34									
S	36	Titanium Alloys	400 Rm										
S	37	Titanium Alloys	1050 Rm										
H	38	Hardened steel	550	55									
H	39	Hardened steel	630	60									
H	40	Chilled Cast Iron	400	42									
H	41	Hardened Cast Iron	550	55									

YG TAP GENERAL

	Max. 2.0xD Blind/Through Hole					
HSS						
	I / II / III	I / III	I / II / III	I / III	I / II / III	I / II / III
	Straight Flute	Straight Flute	Straight Flute	Straight Flute	Straight Flute	Straight Flute
	–	–	–	–	–	Left Hand Cut
SERIES / MODEL						
M – DIN371/376	T7109 (P.151)					T7343 (P.158)
M – DIN352						
M – DIN357/LONG						
MF – DIN374						
MF – DIN2181		T7309 (P.153)				
UNC – DIN371/376						
UNC – DIN351			T7363 (P.155)			
UNF – DIN371/374						
UNF – DIN2181				T7509 (P.156)		
BSW – DIN2182/2183						
BSW – DIN351					T7609 (P.157)	
G(BSP) – DIN5156/5157						
EG-M – DIN371/376						
EG-UNC – DIN371/376						
EG-UNF – DIN371/374						
SURFACE TREATMENT	Bright	Bright	Bright	Bright	Bright	Bright



ISO	VDI 3323	Material Description	HB	HRc	T7109	T7309	T7363	T7509	T7609	T7343
P	1	Non-alloy steel	125		○	○	○	○	○	○
P	2	Non-alloy steel	190	13	○	○	○	○	○	○
P	3	Non-alloy steel	250	25	○	○	○	○	○	○
P	4	Non-alloy steel	270	28	○	○	○	○	○	○
P	5	Non-alloy steel	300	32						
P	6	Low alloy steel	180	10	○	○	○	○	○	○
P	7	Low alloy steel	275	29	○	○	○	○	○	○
P	8	Low alloy steel	300	32						
P	9	Low alloy steel	350	38						
P	10	High alloyed steel, and tool steel	200	15						
P	11	High alloyed steel, and tool steel	325	35						
M	12	Stainless steel	200	15						
M	13	Stainless steel	240	23						
M	14	Stainless steel	180	10						
K	15	Grey cast iron	180	10						
K	16	Grey cast iron	260	26						
K	17	Nodular cast iron	160	3	○	○	○	○	○	○
K	18	Nodular cast iron	250	25	○	○	○	○	○	○
K	19	Malleable cast iron	130							
K	20	Malleable cast iron	230	21						
N	21	Aluminum-wrought alloy	60							
N	22	Aluminum-wrought alloy	100							
N	23	Aluminum-cast, alloyed	75							
N	24	Aluminum-cast, alloyed	90							
N	25	Aluminum-cast, alloyed	130		○	○	○	○	○	○
N	26	Copper and Copper Alloys (Bronze / Brass)	110		○	○	○	○	○	○
N	27	Copper and Copper Alloys (Bronze / Brass)	90		○	○	○	○	○	○
N	28	Copper and Copper Alloys (Bronze / Brass)	100							
N	29	Non Metallic Materials								
N	30	Non Metallic Materials								
S	31	Heat Resistant Super Alloys	200	15						
S	32	Heat Resistant Super Alloys	280	30						
S	33	Heat Resistant Super Alloys	250	25						
S	34	Heat Resistant Super Alloys	350	38						
S	35	Heat Resistant Super Alloys	320	34						
S	36	Titanium Alloys	400 Rm							
S	37	Titanium Alloys	1050 Rm							
H	38	Hardened steel	550	55						
H	39	Hardened steel	630	60						
H	40	Chilled Cast Iron	400	42						
H	41	Hardened Cast Iron	550	55						

SELECTION GUIDE

THREADING TOOLS

			YG TAP GENERAL		YG TAP STEEL		
HOLE TYPE			Max. 2.0xD Blind/Through Hole		Max. 2.5xD Blind Hole		
TOOL MATERIAL			HSS	HSS-E	HSS-PM		HSS-E
CHAMFER LEAD ACC. TO DIN2197			I / II / III	I / II / III	C	C	C
FLUTE TYPE			Straight Flute	Straight Flute	Spiral Flute	Spiral Flute	Spiral Flute
SPIRAL FLUTE ANGLE			–	–	R40	R40	R40
SERIES	M	DIN371/376			TQ823 (P.166)	TR823 (P.167)	TC312 (P.168)
		DIN352	TB373 (P.159)	TC353 (P.160)			
		DIN357/LONG					
	MF	DIN374					TC413 (P.172)
		DIN2181					
	UNC	DIN371/376					TC174 (P.174)
		DIN351					
	UNF	DIN371/374					TC184 (P.176)
		DIN2181					
	BSW	DIN2182/2183					
		DIN351					
	G(BSP)	DIN5156/5157					
	EG-M	DIN371/376					
	EG-UNC	DIN371/376					
	EG-UNF	DIN371/374					
SURFACE TREATMENT			VAP	Bright	VAP	Bright	Bright
MODEL						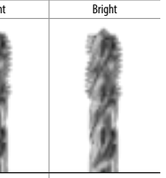	

Please visit globalyg1.com/mat for material search

◎ : Excellent ○ : Good

ISO	VDI 3323	Material Description	HB	HRc	TB373 (P.159)	TC353 (P.160)	TQ823 (P.166)	TR823 (P.167)	TC312 (P.168)
P	1	Non-alloy steel	125		○	○			
	2		190	13	○	○	○	○	○
	3		250	25	○	○	○	○	○
	4		270	28	○	○	○	○	○
	5		300	32			◎	◎	◎
	6	Low alloy steel	180	10	○	○	○	○	○
	7		275	29	○	○	○	○	○
	8		300	32			◎	◎	◎
	9		350	38			◎	◎	◎
	10	High alloyed steel, and tool steel	200	15			○	○	○
	11		325	35					
M	12	Stainless steel	200	15	○				
	13		240	23	○				
	14		180	10	○		○	○	○
K	15	Grey cast iron	180	10					
	16		260	26					
	17	Nodular cast iron	160	3					
	18		250	25					
	19	Malleable cast iron	130						
	20		230	21					
N	21	Aluminum-wrought alloy	60						
	22		100						
	23	Aluminum-cast, alloyed	75						
	24		90						
	25		130						
	26	Copper and Copper Alloys (Bronze / Brass)	110						
	27		90						
	28		100						
	29	Non Metallic Materials							
	30								
S	31	Heat Resistant Super Alloys	200	15			○	○	○
	32		280	30					
	33		250	25					
	34		350	38					
	35		320	34					
	36	Titanium Alloys	400 Rm				○	○	○
	37		1050 Rm						
H	38	Hardened steel	550	55					
	39		630	60					
	40	Chilled Cast Iron	400	42					
	41	Hardened Cast Iron	550	55					

	YG TAP STEEL									
	Max. 2.5xD Blind Hole				Max. 3.0xD Through Hole					
	HSS-E				HSS-PM		HSS-E			
	C	C	C	C	B	B	B	B	B	B
	Spiral Flute	Spiral Flute	Spiral Flute	Spiral Flute	Spiral Point	Spiral Point	Spiral Point	Spiral Point	Spiral Point	Spiral Point
	R40	R40	R40	R40	-	-	-	-	-	-
M	TD312 (P.169)	TB312 (P.170)	TY312 (P.171)	TB913 (P.177)	TQ863 (P.178)	TR863 (P.179)	TC422 (P.180)	TD422 (P.181)	TE422 (P.182)	TY422 (P.183)
MF	TD413 (P.173)						TC263 (P.184)	TD263 (P.185)		
UNC	TD174 (P.175)						TC244 (P.186)	TD244 (P.187)		
UNF							TC254 (P.188)			
BSW										
G(BSP)										
EG-M										
EG-UNC										
EG-UNF										
SURFACE TREATMENT	TiN	VAP	TiAlN	VAP	VAP	Bright	Bright	TiN	NI	TiAlN
MODEL				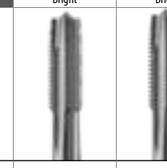						
1										
2	○	○	○	○	○	○	○	○	○	○
3	○	○	○	○	○	○	○	○	○	○
4	○	○	○	○	○	○	○	○	○	○
5	◎	◎	◎	◎	◎	◎	◎	◎	◎	◎
6	○	○	○	○	○	○	○	○	○	○
7	○	○	○	○	○	○	○	○	○	○
8	◎	◎	◎	◎	◎	◎	◎	◎	◎	◎
9	◎	◎	◎	◎	◎	◎	◎	◎	◎	◎
10	○	○	○	○	○	○	○	○	○	○
11										
12					○	○	○	○	○	○
13					○	○	○	○	○	○
14	○	○	○	○	○	○	○	○	○	○
15										
16										
17										
18										
19										
20										
21										
22										
23										
24										
25										
26										
27										
28										
29										
30										
31	○	○	○	○	○	○	○	○	○	○
32										
33										
34										
35										
36	○	○	○	○	○	○	○	○	○	○
37										
38										
39										
40										
41										

CARBIDE
HSS
THREAD MILLS
SYNCHRO TAPS
COMBO TAPS
YG TAP GENERAL
YG TAP STEEL
YG TAP HARDENED
YG TAP INOX
YG TAP CAST IRON
YG TAP ALU
YG TAP Ti Ni
YG TAP FORMING
NUT TAPS
STI TAPS
PIPE TAPS
TECHNICAL DATA

SELECTION GUIDE

THREADING TOOLS

YG TAP HARDENED

HOLE TYPE	Max. 2.0xD Blind / Through Hole		Max. 2.5xD Blind Hole			Max. 3.0xD Through Hole	
TOOL MATERIAL	CARBIDE		HSS-E				
CHAMFER LEAD ACC. TO DIN2197	C	D	C	C	C	B	B
FLUTE TYPE	Straight Flute	Straight Flute	Spiral Flute	Spiral Flute	Spiral Flute	Spiral Point	Spiral Point
SPIRAL FLUTE ANGLE	-	-	R40	R40	R40	-	-
SERIES M DIN371/376	T0997-TIC (P.194)	T0999-TIC (P.195)	TC313 (P.196)	TB313 (P.197)	TY313 (P.198)	TC283 (P.199)	TY283 (P.200)
SURFACE TREATMENT	TiCN	TiCN	Bright	VAP	TiAlN	Bright	TiAlN

ISO	VDI 3323	Material Description	HB	HRc	T0997-TIC	T0999-TIC	TC313	TB313	TY313	TC283	TY283
P	1	Non-alloy steel	125								
	2		190	13							
	3		250	25							
	4		270	28							
	5		300	32							
	6	Low alloy steel	180	10							
	7		275	29			○	○	○	○	○
	8		300	32			○	○	○	○	○
	9		350	38	○	○	◎	◎	◎	◎	◎
	10	High alloyed steel, and tool steel	200	15							
	11		325	35							
M	12	Stainless steel	200	15							
	13		240	23							
	14		180	10			○	○	○	○	○
K	15	Grey cast iron	180	10							
	16		260	26							
	17	Nodular cast iron	160	3							
	18		250	25							
	19	Malleable cast iron	130								
	20		230	21							
N	21	Aluminum-wrought alloy	60								
	22		100								
	23	Aluminum-cast, alloyed	75								
	24		90								
	25		130								
	26	Copper and Copper Alloys (Bronze / Brass)	110				○	○	○	○	○
	27		90								
	28		100								
	29	Non Metallic Materials									
	30										
S	31	Heat Resistant Super Alloys	200	15							
	32		280	30							
	33		250	25							
	34		350	38							
	35		320	34							
	36	Titanium Alloys	400 Rm								
	37		1050 Rm								
H	38	Hardened steel	550	55	◎	◎					
	39		630	60	◎	◎					
	40	Chilled Cast Iron	400	42	◎	◎					
	41	Hardened Cast Iron	550	55	◎	◎					

Please visit globalyg1.com/mat for material search

◎ : Excellent ○ : Good

YG TAP INOX

HOLE TYPE	Max. 2.0xD Blind Hole			Max. 2.5xD Blind Hole								
TOOL MATERIAL	HSS-E	HSS-PM		HSS-E							HSS-PM	
CHAMFER LEAD ACC. TO DIN2197	C	C	C	C	C	C	C	C	C	C	B	B
FLUTE TYPE	Spiral Flute	Spiral Flute	Spiral Flute	Spiral Flute	Spiral Flute	Spiral Flute	Spiral Flute	Spiral Flute	Spiral Flute	Spiral Flute	Spiral Point	Spiral Point
SPIRAL FLUTE ANGLE	R40	R40	R40	R40	R40	R40	R40	R40	R40	R40	–	–
SERIES M DIN371/376	TB711 (P.206)	TQ813 (P.207)	TR813 (P.208)	TB914 (P.209)	TI914 (P.209)	TBE15 (P.210)	TBE16 (P.211)	TBE17 (P.212)	TBE18 (P.213)	TCH14 (P.214)	TQ853 (P.215)	TR853 (P.216)
SURFACE TREATMENT	VAP	VAP	Bright	VAP	TiCN	VAP	VAP	VAP	VAP	HardSlick	VAP	Bright

ISO	VDI 3323	Material Description	HB	HRc	TB711	TQ813	TR813	TB914	TI914	TBE15	TBE16	TBE17	TBE18	TCH14	TQ853	TR853
P	1	Non-alloy steel	125		◎	○	○	◎	◎	◎	◎	◎	◎	◎	○	○
	2		190	13	◎	◎	◎	◎	◎	◎	◎	◎	◎	◎	◎	◎
	3		250	25		○	○	○	○	○	○	○	○	○	○	○
	4		270	28		○	○	○	○	○	○	○	○	○	○	○
	5		300	32												
	6	Low alloy steel	180	10		○	○	○	○	○	○	○	○	○	○	○
	7		275	29												
	8		300	32												
	9		350	38												
	10	High alloyed steel, and tool steel	200	15												
	11		325	35												
M	12	Stainless steel	200	15	○	◎	◎	◎	◎	◎	◎	◎	◎	◎	◎	◎
	13		240	23	○	◎	◎	◎	◎	◎	◎	◎	◎	◎	◎	◎
	14		180	10	○	◎	◎	◎	◎	◎	◎	◎	◎	◎	◎	◎
K	15	Grey cast iron	180	10												
	16		260	26												
	17	Nodular cast iron	160	3												
	18		250	25												
	19	Malleable cast iron	130													
	20		230	21												
N	21	Aluminum-wrought alloy	60		○											
	22		100													
	23	Aluminum-cast, alloyed	75													
	24		90													
	25		130													
	26	Copper and Copper Alloys (Bronze / Brass)	110													
	27		90													
	28		100		○											
	29	Non Metallic Materials														
	30															
S	31	Heat Resistant Super Alloys	200	15		○	○	○	○	○	○	○	○	○	○	○
	32		280	30												
	33		250	25												
	34		350	38												
	35		320	34												
	36	Titanium Alloys	400 Rm			○	○	○	○	○	○	○	○	○	○	○
	37		1050 Rm													
H	38	Hardened steel	550	55												
	39		630	60												
	40	Chilled Cast Iron	400	42												
	41	Hardened Cast Iron	550	55												

SELECTION GUIDE

THREADING TOOLS

			YG TAP INOX		YG TAP CAST IRON				
HOLE TYPE			Max. 2.5xD Blind Hole		Max. 2.0xD Blind / Through Hole				
TOOL MATERIAL			HSS-E		CARBIDE	HSS-E			
CHAMFER LEAD ACC. TO DIN2197			B	B	C	C	C	C	C
FLUTE TYPE			Spiral Point	Spiral Point	Straight Flute	Straight Flute	Straight Flute	Straight Flute	Straight Flute
SPIRAL FLUTE ANGLE			–	–	-	-	-	-	-
SERIES	M	DIN371/376	TB623 (P.217)	TCH23 (P.218)	T0993 (P.229)	TE821 (P.230)	TD821 (P.231)	TI821 (P.232)	TY821 (P.233)
		DIN352							
		DIN357/LONG							
	MF	DIN374	TB123 (P.222)			TE403 (P.234)			
		DIN2181							
	UNC	DIN371/376	TB264 (P.223)			TE434 (P.235)			
		DIN351							
	UNF	DIN371/374	TB274 (P.224)			TE454 (P.236)			
		DIN2181							
	BSW	DIN2182/2183							
		DIN351							
	G(BSP)	DIN5156/5157							
	EG-M	DIN371/376							
	EG-UNC	DIN371/376							
	EG-UNF	DIN371/374							
SURFACE TREATMENT			VAP	HardSlick	Bright	NI	TiN	TiCN	TiAlN
MODEL									

Please visit globalyg1.com/mat for material search

◎ : Excellent ○ : Good

ISO	VDI 3323	Material Description	HB	HRc	YG TAP INOX		YG TAP CAST IRON				
P	1	Non-alloy steel	125		◎	◎					
	2		190	13	◎	◎					
	3		250	25	○	○					
	4		270	28	○	○					
	5		300	32							
	6	Low alloy steel	180	10	○	○					
	7		275	29							
	8		300	32							
	9		350	38							
	10	High alloyed steel, and tool steel	200	15							
	11		325	35							
M	12	Stainless steel	200	15	◎	◎					
	13		240	23	◎	◎					
	14		180	10	◎	◎					
K	15	Grey cast iron	180	10			◎	◎	◎	◎	◎
	16		260	26			◎	◎	◎	◎	◎
	17	Nodular cast iron	160	3			◎	◎	◎	◎	◎
	18		250	25			◎	◎	◎	◎	◎
	19	Malleable cast iron	130				○	○	○	○	○
	20		230	21			○	○	○	○	○
N	21	Aluminum-wrought alloy	60								
	22		100				◎				
	23	Aluminum-cast, alloyed	75								
	24		90				◎				
	25		130								
	26	Copper and Copper Alloys (Bronze / Brass)	110								
	27		90					○	◎	◎	◎
	28		100								
	29	Non Metallic Materials									
	30										
S	31	Heat Resistant Super Alloys	200	15	○	○					
	32		280	30							
	33		250	25							
	34		350	38							
	35		320	34							
	36	Titanium Alloys	400 Rm		○	○					
	37		1050 Rm								
H	38	Hardened steel	550	55							
	39		630	60							
	40	Chilled Cast Iron	400	42			◎				
	41	Hardened Cast Iron	550	55							

	YG TAP ALU							YG TAP Ti Ni			
HOLE TYPE	Max. 2.5xD Blind Hole		Max. 3.0xD Through Hole		Max. 2.0xD Blind/Through Hole			Max. 2.5xD Blind Hole		Max. 3.0xD Through Hole	
TOOL MATERIAL	HSS-E							HSS-PM			
CHAMFER LEAD ACC. TO DIN2197	C	C	B	B	C	C	C	C	C	B	B
FLUTE TYPE	Spiral Flute	Spiral Flute	Spiral Point	Spiral Point	Straight Flute	Straight Flute	Straight Flute	Spiral Flute	Spiral Flute	Spiral Point	Spiral Point
SPIRAL FLUTE ANGLE	R45	R40	-	-	-	-	-	R25	R25	-	-
M	TC163 (P.242)	TE953 (P.243)	TC622 (P.247)	TE943 (P.248)	TC433 (P.249)	TE433 (P.250)	TY433 (P.251)	TM903 (P.256)	TZ903 (P.257)	TM293 (P.258)	TZ293 (P.259)
MF	TC963 (P.244)										
UNC	TC169 (P.245)										
UNF	TC170 (P.246)										
BSW											
G(BSP)											
EG-M											
EG-UNC											
EG-UNF											
SURFACE TREATMENT	Bright	NI	Bright	NI	Bright	NI	TiAlN	Bright	TiAlN	Bright	TiAlN
MODEL											

ISO	VDI 3323	YG TAP ALU							YG TAP Ti Ni			
P	1	○		○								
	2	○		○								
	3	○	○	○	○							
	4											
	5											
	6											
	7								○	○	○	○
	8								○	○	○	○
	9								○	○	○	○
	10											
	11											
M	12											
	13											
	14											
K	15											
	16											
	17											
	18											
	19											
	20											
N	21	◎	○	◎	○							
	22	◎	○	◎	○							
	23	◎	○	◎	○							
	24	◎	○	◎	○							
	25		◎		◎							
	26					◎	◎	◎				
	27	○		○		○	○	○				
	28					○		○				
	29											
	30											
S	31								○	○	○	○
	32										○	○
	33										○	○
	34										○	○
	35										○	○
	36								○	○	○	○
	37								◎	◎	◎	◎
H	38											
	39											
	40										○	○
	41											

SELECTION GUIDE

THREADING TOOLS

YG TAP Ti Ni

HOLE TYPE			Max. 2.5xD Blind Hole	Max. 3.0xD Through Hole	Max. 2.5xD Blind Hole	Max. 3.0xD Through Hole				
TOOL MATERIAL			HSS-PM							
CHAMFER LEAD ACC. TO DIN2197			C	C	B	B	C	C	B	B
FLUTE TYPE			Spiral Flute	Spiral Flute	Spiral Point	Spiral Point	Spiral Flute	Spiral Flute	Spiral Point	Spiral Point
SPIRAL FLUTE ANGLE			R40	R40	-	-	R40	R40	-	-
SERIES	M	DIN371/376	TM933 (P.260)	TZ933 (P.261)	TM923 (P.262)	TZ923 (P.263)	TQ833 (P.264)	TR833 (P.265)	TQ873 (P.266)	TR873 (P.267)
		DIN352								
		DIN357/LONG								
	MF	DIN374								
		DIN2181								
	UNC	DIN371/376								
		DIN351								
	UNF	DIN371/374								
		DIN2181								
	BSW	DIN2182/2183								
		DIN351								
	G(BSP)	DIN5156/5157								
	EG-M	DIN371/376								
	EG-UNC	DIN371/376								
	EG-UNF	DIN371/374								
SURFACE TREATMENT			Bright	TiAlN	Bright	TiAlN	VAP	Bright	VAP	Bright
MODEL										

Please visit globalyg1.com/mat for material search

◎ : Excellent ○ : Good

ISO	VDI 3323	Material Description	HB	HRc	TM933	TZ933	TM923	TZ923	TQ833	TR833	TQ873	TR873
P	1	Non-alloy steel	125									
	2		190	13								
	3		250	25								
	4		270	28								
	5		300	32								
	6	Low alloy steel	180	10	◎	◎	◎	◎	◎	◎	◎	◎
	7		275	29	◎	◎	◎	◎	◎	◎	◎	◎
	8		300	32	◎	◎	◎	◎	◎	◎	◎	◎
	9		350	38	◎	◎	◎	◎	◎	◎	◎	◎
	10	High alloyed steel, and tool steel	200	15								
	11		325	35								
M	12	Stainless steel	200	15								
	13		240	23								
	14		180	10								
K	15	Grey cast iron	180	10								
	16		260	26								
	17	Nodular cast iron	160	3								
	18		250	25								
	19	Malleable cast iron	130									
	20		230	21								
N	21	Aluminum-wrought alloy	60									
	22		100									
	23	Aluminum-cast, alloyed	75									
	24		90									
	25		130									
	26	Copper and Copper Alloys (Bronze / Brass)	110									
	27		90									
	28		100									
	29	Non Metallic Materials										
	30											
S	31	Heat Resistant Super Alloys	200	15	◎	◎	◎	◎	◎	◎	◎	◎
	32		280	30	◎	◎	◎	◎	◎	◎	◎	◎
	33		250	25	◎	◎	◎	◎	◎	◎	◎	◎
	34		350	38	◎	◎	◎	◎	◎	◎	◎	◎
	35		320	34	◎	◎	◎	◎	◎	◎	◎	◎
	36	Titanium Alloys	400 Rm						○	○	○	○
	37		1050 Rm		○	○	○	○	◎	◎	◎	◎
H	38	Hardened steel	550	55				○				
	39		630	60								
	40	Chilled Cast Iron	400	42			○	○			○	○
	41	Hardened Cast Iron	550	55								

YG TAP FORMING

HOLE TYPE			Max. 3.0xD Blind / Through Hole								
TOOL MATERIAL			HSS-E			HSS-PM	HSS-E		HSS-PM	HSS-E	
CHAMFER LEAD ACC. TO DIN2197			C	C	C	C	C	C	C	C	C
FLUTE TYPE			-	-	-	-	-	-	-	-	-
SPIRAL FLUTE ANGLE			-	-	-	-	-	-	-	-	-
SERIES	M	DIN371/376	TD703 (P.272)	TE703 (P.273)	TY703 (P.274)	TQ703 (P.275)	TD713 (P.276)	TE713 (P.277)	TQ723 (P.278)	TE723 (P.279)	TD723 (P.280)
		DIN352									
		DIN357/LONG									
	MF	DIN374	TD733 (P.281)	TE733 (P.282)							
		DIN2181									
	UNC	DIN371/376	TD704 (P.283)	TE704 (P.284)							
		DIN351									
	UNF	DIN371/374									
		DIN2181									
	BSW	DIN2182/2183									
		DIN351									
	G(BSP)	DIN5156/5157									
	EG-M	DIN371/376									
	EG-UNC	DIN371/376									
	EG-UNF	DIN371/374									
SURFACE TREATMENT			TiN	NI	TiAlN	VAP	TiN	NI	VAP	NI	TiN
MODEL											

ISO	VDI 3323	Material Description	HB	HRc	TD703	TE703	TY703	TQ703	TD713	TE713	TQ723	TE723	TD723
P	1	Non-alloy steel	125										
	2		190	13									
	3		250	25									
	4		270	28									
	5		300	32									
	6	Low alloy steel	180	10	◎	◎	◎	◎	◎	◎	◎	◎	◎
	7		275	29									
	8		300	32									
	9		350	38									
	10	High alloyed steel, and tool steel	200	15									
	11		325	35									
M	12	Stainless steel	200	15	○	○	○	○	○	○	○	○	○
	13		240	23	○	○	○	○	○	○	○	○	○
	14		180	10	○	○	○	○	○	○	○	○	○
K	15	Grey cast iron	180	10									
	16		260	26									
	17	Nodular cast iron	160	3									
	18		250	25									
	19	Malleable cast iron	130										
	20		230	21									
N	21	Aluminum-wrought alloy	60		◎	◎	◎	◎	◎	◎	◎	◎	◎
	22		100		◎	◎	◎	◎	◎	◎	◎	◎	◎
	23	Aluminum-cast, alloyed	75		○	○	○	○	○	○	○	○	○
	24		90		○	○	○	○	○	○	○	○	○
	25		130										
	26	Copper and Copper Alloys (Bronze / Brass)	110		○	○	○	○	○	○	○	○	○
	27		90										
	28		100		○	○	◎	○	◎	○	○	○	◎
	29	Non Metallic Materials											
	30												
S	31	Heat Resistant Super Alloys	200	15									
	32		280	30									
	33		250	25									
	34		350	38									
	35		320	34									
	36	Titanium Alloys	400 Rm										
	37		1050 Rm										
H	38	Hardened steel	550	55									
	39		630	60									
	40	Chilled Cast Iron	400	42									
	41	Hardened Cast Iron	550	55									

CARBIDE
HSS
THREAD MILLS
SYNCHRO TAPS
COMBO TAPS
YG TAP GENERAL
YG TAP STEEL
YG TAP HARDENED
YG TAP INOX
YG TAP CAST IRON
YG TAP ALU
YG TAP Ti Ni
YG TAP FORMING
NUT TAPS
STI TAPS
PIPE TAPS
TECHNICAL DATA

SELECTION GUIDE

YG-1 THREADING TOOLS

			NUT TAPS	SCREW THREAD INSERT TAPS		PIPE TAPS	
HOLE TYPE			Max. 2.0xD Through Hole	Max. 2.5xD Blind Hole	Max. 3.0xD Through Hole	Max. 2.0xD Blind/Through Hole	Max. 2.5xD Blind Hole
TOOL MATERIAL			HSS-E	HSS-E		HSS	HSS-E
CHAMFER LEAD ACC. TO DIN2197			Long	C	B	I/III	C
FLUTE TYPE			Straight Flute	Spiral Flute	Spiral Point	Straight Flute	Spiral Flute
SPIRAL FLUTE ANGLE			–	R40	–	–	R40
SERIES	M	DIN371/376					
		DIN352					
		DIN357/LONG	TC803 (P.289)				
	MF	DIN374					
		DIN2181					
	UNC	DIN371/376					
		DIN351					
	UNF	DIN371/374					
		DIN2181					
	BSW	DIN2182/2183					
		DIN351					
	G(BSP)	DIN5156/5157				T7709 (P.301)	TC728 (P.302)
	EG-M	DIN371/376		TC909 (P.293)	TC973 (P.294)		
	EG-UNC	DIN371/376		TC944 (P.295)	TC934 (P.296)		
	EG-UNF	DIN371/374			TC954 (P.297)		
SURFACE TREATMENT			Bright	Bright	Bright	Bright	Bright
MODEL							

Please visit globalyg1.com/mat for material search

◎ : Excellent ○ : Good

	ISO	VDI 3323	Material Description	HB	HRc	NUT TAPS	SCREW THREAD INSERT TAPS		PIPE TAPS	
P		1	Non-alloy steel	125		○	○	○	○	
		2		190	13	○	○	○	○	◎
		3		250	25	○	○	○	○	◎
		4		270	28	○				◎
		5		300	32					
		6	Low alloy steel	180	10	○			○	◎
		7		275	29	○				◎
		8		300	32					
		9		350	38					
		10	High alloyed steel, and tool steel	200	15					
		11		325	35					
M		12	Stainless steel	200	15					
		13		240	23					
		14		180	10					
K		15	Grey cast iron	180	10				○	
		16		260	26				○	
		17	Nodular cast iron	160	3	○				◎
		18		250	25	○				◎
		19	Malleable cast iron	130						
		20		230	21					
N		21	Aluminum-wrought alloy	60			◎	◎	○	○
		22		100			◎	◎	○	○
		23	Aluminum-cast, alloyed	75			◎	◎	○	○
		24		90			◎	◎		○
		25		130		○				◎
		26	Copper and Copper Alloys (Bronze / Brass)	110		○				◎
		27		90		○	◎	◎		○
		28		100						
		29	Non Metallic Materials							
		30								
S		31	Heat Resistant Super Alloys	200	15					
		32		280	30					
		33		250	25					
		34		350	38					
		35		320	34					
		36	Titanium Alloys	400 Rm						
		37		1050 Rm						
H		38	Hardened steel	550	55					
		39		630	60					
		40	Chilled Cast Iron	400	42					
		41	Hardened Cast Iron	550	55					

	PIPE TAPS			
HOLE TYPE	Max. 2.5xD Blind Hole		Max. 3.0xD Through Hole	
TOOL MATERIAL	HSS-E			
CHAMFER LEAD ACC. TO DIN2197	C	C	B	
FLUTE TYPE	Spiral Flute	Spiral Flute	Spiral Point	
SPIRAL FLUTE ANGLE	R40	R40	-	
SERIES				M
				MF
				UNC
				UNF
				BSW
	TC729 (P.303)	TB514 (P.304)	TC727 (P.305)	G(BSP)
				EG-M
				EG-UNC
				EG-UNF
SURFACE TREATMENT	Bright	VAP	Bright	
MODEL				

P	1		◎		
	2		◎	◎	
	3			◎	
	4			◎	
	5				
	6	○		◎	
	7	○		◎	
	8	◎			
	9	◎			
	10				
	11				
M	12		◎		
	13		◎		
	14	○	◎		
K	15				
	16				
	17			◎	
	18			◎	
	19				
	20				
N	21			○	
	22			○	
	23			○	
	24			○	
	25			◎	
	26			◎	
	27			○	
	28				
	29				
	30				
S	31				
	32				
	33				
	34				
	35				
	36				
	37				
H	38				
	39				
	40				
	41				

CARBIDE
HSS
THREAD MILLS
SYNCHRO TAPS
COMBO TAPS
YG TAP GENERAL
YG TAP STEEL
YG TAP HARDENED
YG TAP INOX
YG TAP CAST IRON
YG TAP ALU
YG TAP Ti Ni
YG TAP FORMING
NUT TAPS
STI TAPS
PIPE TAPS
TECHNICAL DATA

CUTTING SPEED TABLE

CUTTING SPEED TABLE **SCHNITTGESCHWINDIGKEITSTABELLE**
Cutting Speeds m/min. into revolutions per minute

TOOL R.P.M. (rev/min)																
Tool Dia.	Cutting Speed (m/min)															
	1	2	3	4	5	6	8	10	12	15	20	25	30	40	50	60
1	318	637	955	1274	1592	1910	2548	3185	3822	4777	6396	7962	9554	12739	15924	19108
2	159	318	478	637	796	955	1274	1592	1911	2388	3185	3981	4777	6369	7962	9554
3	106	212	318	425	531	637	849	1062	1274	1592	2123	2654	3185	4246	5308	6369
4	80	159	239	318	398	478	637	796	955	1194	1592	1990	2389	3185	3981	4777
5	64	127	191	255	318	382	510	637	764	955	1274	1592	1911	2548	3185	3822
6	53	106	159	212	265	318	425	531	637	796	1062	1327	1592	2123	2653	3185
8	40	80	119	159	199	239	318	398	478	597	796	955	1194	1592	1990	2388
10	31	64	96	127	159	191	255	318	382	478	637	796	955	1274	1592	1911
12	26	53	80	106	133	159	212	265	318	398	531	663	796	1062	1327	1592
14	23	45	68	91	114	136	182	227	273	341	455	569	682	910	1137	1365
16	20	40	60	80	100	119	159	199	239	299	398	498	597	796	995	1194
18	18	35	53	71	88	106	142	177	212	265	354	442	531	708	885	1062
20	16	32	48	64	80	96	127	159	191	239	318	398	478	637	796	955
25	13	25	38	51	64	76	102	127	153	191	255	318	382	510	637	764
30	11	21	32	42	53	64	85	106	127	159	212	265	318	425	531	637
35	9	18	27	36	45	55	73	91	109	136	182	227	273	364	455	546
40	8	16	24	32	40	48	64	80	96	119	159	199	239	118	398	478

RPM = rev/min
V = m/min
D = Dia.(mm)

$$V = \frac{RPM \cdot \pi \cdot D}{1000}$$

$$RPM = \frac{1000 \cdot V}{\pi \cdot D}$$

SURFACE TREATMENT AND COATING

The applied High Speed Steels holds a grant of good wear resistance and toughness. Therefore YG-1 normally delivers taps with bright and unfinished surface. For certain materials, various surface treatments provide higher advantage in machining.

STEAM TEMPERED - Vap

Steam Tempered is a Fe3O4-oxyd-coating which reduces friction between the tool and workpiece, also preventing cold welding.

NITRIDING - NI

Recommend surface treatment for machining materials that affect wear abrasion, such as grey cast iron, alu-alloys with high Si-percentages (more than 10%).

Below are the various surface treatments for excellent finish surfaces suitable for many applications. The surface treatments are produced and developed within the company.

TiN-COATING

TiN-coating yields a hardness of approx. 2,300 HV and also a heat resistant up to approx. 600°C. The current coating is an excellent all-round coating for normal applications.
Colour : Golden Coefficient of friction against steel : 0.4

TiCN-COATING

TiCN takes place of TiN when the conditions require the coating to have a different hardness and toughness.
The TiCN brings advantages for machining very difficult steels or cutting interrupted bores.
The TiCN-coating has a hardness of approx. 3,000 HV, but is heat resistance only holds up to approx. 400°C, meaning that the TiCN needs an excellent cooling system for a long service life.
Colour : Blue-Grey Coefficient of friction against steel : 0.4

TiAIN-COATING

A special coating for machining abrasive materials such as grey cast iron, alu-alloys with silicon, fiber reinforced plastics, etc., or machining at high temperatures with insufficient cooling, or at high speeds ≥ 600m/min. TiAIN has a hardness of approx. 3,000 HV and is heat resistant up to approx. 800°C.
Colour : Violet-Grey Coefficient of friction against steel : 0.4

Hardslick-COATING

Hardslick combines the advantages of an extremely hard, thermally stable TiAIN-coating with the sliding and lubricating properties of an outer WC/C(Tungsten carbide/carbon)-coating in a novel way. The Hardslick coating has a hardness of approx. 3,000 HV and is temperature-resistant up to approx. 800°C.
Colour : Violet-Grey Coefficient of friction against steel : 0.2

EXAMPLES FOR APPLICATION MATERIAL GROUPS

11 Magnetic Soft Steels < 400 N/mm²

1.1013	RFe 100
1.1014	RFe 80
1.1015	RFe 60
1.0718	9 S MnPb 28

12 Structure/Case Carburizing Steels < 700 N/mm²

1.0037	St 37-2
1.0050	St 50-2
1.0060	St 60-2
1.0070	St 70-2
1.0401	C 15
1.1141	Ck 15

13 Plain Carbon Steels < 850 N/mm²

1.0501	C 35
1.0503	C 45
1.0535	C 55
1.0601	C 60
1.1181	Ck 35
1.1191	Ck 45

14 Alloy Steels < 850 N/mm²

1.2080	X210Cr12
1.2363	X100CrMoV5-1
1.3243	S 6-5-2-5
1.3343	S 6-5-2
1.7218	25CrMo4
1.7220	34CrMo4

15 Alloy, Hardened & Tempered Steels < 1,200 N/mm²

1.2581	X30WCrV9 3
1.2622	X60WCrMoV9
1.2550	60WCrV7
1.6580	30CrNiMo8
1.7361	32CrMo12
1.8515	31CrMo12

16 Alloy, Hardened & Tempered Steels > 1,200 N/mm²

To this group belong most of the materials of group 15, but present a higher tensile strength.

21 Free machining stainless Steels < 850 N/mm²

1.4005	X12CrS13
1.4006	X10Cr13
1.4016	X6Cr17
1.4104	X12CrMoS17
1.4305	X10CrNiS18 9

22 Austenitic stainless Steels < 850 N/mm²

1.4301	X5CrNi18 10
1.4406	X2CrNiMoN17 12 2
1.4435	X2CrNiMo18 14 3
1.4541	X6CrNiTi18 10
1.4571	X6CrNiMoTi17 12 2
1.4828	X15CrNiSi20 12

23 Matensitic/Ferritic/Fer.-Aus. Stainless Steels < 1,000 N/mm²

1.4112	X90CrMoV18
1.4125	X105CrMo17
1.4002	X6CrAl13
1.4512	X6CrTi12
1.4582	X4CrNiMoNb25 7
1.4821	X20CrNiSi25 4

31 Grey graphite cast irons < 500 N/mm²

0.6015	GG-15
0.6020	GG-20
0.6025	GG-25
0.6030	GG-30
0.6035	GG-35
0.6040	GG-40

32 Grey graphite cast irons < 1,000 N/mm²

0.6020	GG-20
0.6025	GG-25
0.6030	GG-30
0.6035	GG-35
0.6040	GG-40

33 Nodular graphite, Malleable cast irons < 700 N/mm²

0.7040	GGG-40
0.7043	GGG-40.3
0.7050	GGG-50
0.7060	GGG-60
0.8040	GTW-40
0.8065	GTW-65

34 Nodular graphite, Malleable cast irons < 1,000 N/mm²

0.7040	GGG-40
0.7043	GGG-40.3
0.7050	GGG-50
0.7060	GGG-60
0.7070	GGG-70
0.7080	GGG-80

41 Titanium unalloys < 700 N/mm²

3.7024	Ti99.5
3.7034	Ti99.7
3.7035	Ti2
3.7055	Ti99.4
3.7064	Ti99.2
3.7065	Ti4

42 Titanium alloys < 900 N/mm²

	TiA14Mn4
3.7114	TiA15Sn2
3.7124	TiCu2
3.7164	TiA16V4
3.7174	TiA16V6Sn2

43 Titanium alloys < 1,300 N/mm²

3.7124	TiCu2
3.7144	TiA16Sn2Zr4Mo2
3.7154	TiAl6Zr5
3.7164	TiA16V4
3.7174	TiA16V6Sn2
3.7184	TiAl4Mo4Sn2

51 Nickel unalloys < 500 N/mm²

2.1504	NiAlBz
2.4042	Ni99CSi
2.4060	Ni99.6
2.4062	Ni99.4Fe

52 Heat resisting Nickel alloys < 900 N/mm²

2.4360	Monel 400
2.4374	Monel 500
2.4665	Hastelloy X
2.4812	Hastelloy C
2.4816	Inconel 600
1.4876	Incoloy 800

53 Heat resisting Nickel alloys < 1,400 N/mm²

2.4631	Nimonic80A
2.4632	Nimonic90
2.4634	Nimonic105
2.4662	Nimonic901
2.4668	Inconel 718
2.4669	Inconel X-750

61 Copper unalloys < 350 N/mm²

2.0060	E-Cu57
2.0070	SE-Cu
2.0090	SF-Cu
2.1356	CuMn3
2.1522	CuSi2Mn

62 Short chip Brass, Bronze copper alloys < 700N/mm²

2.0360	CuZn40 (Ms60)
2.0380	CuZn39Pb2 (Ms58)
2.0410	CuZn44Pb2
2.0580	CuZn40Mn1Pb
2.1086	G-CuSn10Zn
2.1096	G-CuSn5ZnPb

63 Long chip Brass, Bronze copper alloys < 700 N/mm²

2.0250	CuZn20
2.0321	CuZn37
2.1020	CuSn6
2.1080	CuSn6Zn6
2.1245	CuBel.7
2.1293	CuCrZr

64 Cu-Al-Fe alloys < 1,500 N/mm²

71 Aluminum-Magnesium unalloys < 350 N/mm²

3.0250	Al99.5H
3.0280	Al99.8H
3.0305	Al99.9
3.3308	Al99.9Mg0.5

72 Aluminum alloys, Si < 1.5% < 600 N/mm²

3.0515	AlMn1
3.0525	AlMn1Mg0.5
3.1325	AlCuMg1
3.3315	AlMg1
3.3241	G-AlMg3Si
3.3292	GD-AlMg9

73 Aluminum alloys, 0.5-10% Si < 600 N/mm²

3.2134	G-AlSi5Cu1Mg
3.2152	GD-AlSi6Cu4
3.2162	GD-AlSi8Cu3
3.2373	G-AlSi9Mg

74 Aluminum alloys, Si > 10% < 600 N/mm²

3.2381	G-AlSi10Mg
3.2383	G-AlSi10Mg(Cu)
3.2581	G-AlSi12
3.2583	G-AlSi12(Cu)
3.5662	G-MgA16
3.5812	G-MgA18Zn1

81 Thermoplastics

Delrin(POM)
Teflon
Nylon

82 Thermosseting plastics

Bakelit
Novopan

83 Reinforced plastics materials

Glass fiber reinforced
Thermo and Duroplastics

Referance:DIN

MATERIAL GROUP

STANDARDS

GERMANY W.Nr	GERMANY DIN	FRANCE AFNOR	GREAT BRITAIN B.S.	EN & OTHER CLASSIFICATIONS	U.S.A. AISI
10 - STEEL					
11 - Magnetic soft steels - Hardness < 120 HB 30 - Tensile strength < 400 N/mm²					
1.1013	RFe 100		OSOA12	EN2	
1.1014	RFe 80				
1.1015	RFe 60		230Mo7	EN1	
1.0718	9 S MnPb 28				
12 - Structural steels - Hardness < 200 HB 30 - Tensile strength < 700 N/mm²					
12.1 - Structural steels					
1.0034	RSt 34-2	A34-2 EN	1449 34/20 HR		
1.0035	St 33	A33	Fe 310-0		
1.0036	St 37-2		060A35	EN3A,4,5,6,7,8	
1.0037	RSt 37-2				
1.0044	St 44-2				
1.0050	St 50-2		4360-50B	EN 207	
1.0060	St 60-2				
1.0070	St 70-2				
1.0116	St 37-3				
1.0144	St 44-3				
12.2 - Case carburizing steels					
1.0301	C 10	AF 34 C 10	040 A 10		M 1010
1.0401	C 15	AF 37 C 12	080 A 15		M 1015
1.1121	Ck 10	XC 10	040 A 10		1010
1.1141	Ck 15	XC 12	040 A 15		1015
1.5732	14 Ni Cr 10	14 NC 11			3415
1.7015	15 Cr 3	12 C 3	523 M 15		5015
1.7131	16 Mn Cr 5	16 MC 4	527 M 17	EN 32	5115
1.7147	20 Mn Cr 5	20 MC 5			5120
12.3 - Free machining steels					
1.0710	15 S 10				
1.0715	9 S Mn 28	S 250	230 M 07		1213
1.0718	9 S Mn Pb 28	S 250 Pb			12 L 13
1.0721	10 S 20	10 F1	210 M 15		1108 1109
1.0722	10 S Pb 20	10 Pb F 2			11 L 08
1.0723	15 S 20	.....	210 A 15		
1.0726	35 S 20	35 MF 6	212 M 36		1140
1.0727	45 S 20	45 MF 4			1146
1.0736	9 S Mn 36	S 300			1215
1.0737	9 S Mn Pb 36	S 300 Pb			12 L 14
12.4 - Cast structural steels					
1.0416	GS - 38				
1.0446	GS - 45				
1.0552	GS - 52				
1.0553	GS - 60	E 36 - 3			
1.0554	GS - 70				
13 - Plain carbon steels - tempered					
13.1 - Steels, tempered - Hardness < 250 HB 30 - Tensile strength < 850 N/mm²					
1.0402	C 22	1 C 22	070 M 20		M 1023
1.0501	C 35	1 C 35	080 A 32		1035
1.0503	C 45	1 C 45	060 A 47		1045
1.0535	C 55	1 C 55	070 M 55		1055
1.0601	C 60	1 C 60	060 A 62	EN 43	1060
1.1157	40 Mn 4	35 M 5	150 M 36		1035 1041
1.1151	Ck 22	2 C 22	055 M 15		1020 1023
1.1181	Ck 35	2 C 35	080 A 35		1035 1038
1.1191	Ck 45	2 C 45	080 M 46	EN 9, 10	1045
1.1203	Ck 55	2 C 55	060 A 57		1055
1.1221	Ck 60	2 C 60	060 A 62		1060 1064

MATERIAL GROUP

STANDARDS

GERMANY		FRANCE AFNOR	GREAT BRITAIN B.S.	EN & OTHER CLASSIFICATIONS	U.S.A. AISI
W.Nr	DIN				
14 - Alloy steels - Hardness < 250 HB 30, < 25 HRC - Tensile strength < 850 N/mm²					
14.1 - Cold work tool steels					
1.2056	90 Cr 3				
1.2067	100 Cr 6	Y 100 C 6	BL 3		L 1 L 3
1.2080	X 210 Cr 12	Z 200 C 12	BD 3		D3
1.2083	X 42 Cr 13	Z 40 C 14			420
1.2363	X 100 CrMoV5 1	Z 100 CDV 5	BA 2		A 2
1.2379	X 155 CrVMo 12 1	Z 160 CDV 12	BD 2		D 2
1.2510	100 MnCrW 4	90 MWCV 5	BO 1		O1
1.2550	60 WCrV 7	55WC 20	BS 1		S1
1.2823	70 Si 7				
1.2826	60 Mn Si Cr 4				
1.2842	90 MnCrV 8	90 MV 8	BO 2		O 2
14.2 - High speed steels					
1.3202	S 12-4-4-5	Z 130 WKCV 12-05-04-04	BT 15		T 15
1.3207	S 10-4-3-10	Z130 WKCDV10-10-04-04-03	BT 42		T 42
1.3243	S 6-5-2-5	Z85 WDKCV 06-05-05-04-02	BM 35		M 35
1.3247	S 2-10-1-8	Z110 DKCWV 09-08-04-02-01	BM 42		M 42
1.3343	S 6-5-2	Z 85 WDCV 06-05-04-02	BM 2		M 2
1.3344	S 6-5-3	Z 120 WDCV 06-05-04-03			M 3 / 2
1.3348	S 2-9-2	Z 100 DCWV 09-04-02-02			M 7
ASP 23	(S 6-5-3)				
ASP 30					
ASP 60					
14.3 - Alloy steels					
1.5919	GS-15Cr Ni 6	16 NC 6			3115
1.7218	GS-25Cr Mo 4	25 C D 4	70 8A 25		4130
1.7220	GS-34Cr Mo 4	35 C D 4	70 8A 37		4135 4137
1.7379	GS-18 Cr Mo 9 10				
14.4 - Tempered steels					
1.0503	C 45	1 C 45	060 A 47		1045
1.7220	34 Cr Mo 4	34 Cr Mo 4	708 A 37		4135, 4137
1.7225	42 Cr Mo 4	42 CD 4	708 A 42	EN 16, 17, 19	4140, 4142
1.7228	50 Cr Mo 4	50 Cr Mo 4	708 A 47		4150
14.5 - Nitriding steels					
1.7779	20 Cr Mo V 13.5				
1.8504	34 Cr Al 6				
1.8506	34 Cr Al S 5				
1.8507	34 Cr Al Mo 5	30 CAD 6.12			A 355 Cl.D
1.8509	41 Cr Al Mo 7	40 CAD 6.12	905 M 39		A 355 Cl.A
1.8515	31 Cr Mo 12	30 CD 12	722 M 24		
15 - Alloy steels / Tempered steels - Hardness 250-350 HB 30, 25-38 HRC - Tensile strength 850-1,200 N/mm²					
15.1 - Alloy steels for tools					
1.2311	40 Cr Mn Mo 7				
1.2312	40 Cr Mn Mo S 86				
1.2436	X 210 Cr W 12	Z 200 CW 12			
1.2711	54 Ni Cr Mo V 6				
1.2713	55 Ni Cr Mo V 6	55 NCDV 7	826 M 40	S 95, S 97, S 98	L 6
1.2714	56 Ni Cr Mo V 7				
1.2743	60 Ni Cr Mo V 12 4				
1.2766	35 Ni Cr Mo 16				
15.2 - Alloy steels for hot work					
1.2343	X 38 Cr Mo V 5 1	Z 38 CDV 5	BH 11		H 11
1.2344	X 40 Cr Mo V 5 1	Z 40 CDV 5	BH 13		H 13
1.2365	X 32 Cr Mo V 3 3	32 DCV 28	BH 10		H 10
1.2367	X 40 Cr Mo V 5 3	Z 38 CDV 5.3			
1.2581	X 30 W Cr V 9 3	Z 30 WCV 9.3	BH 21		H 21
1.2622	X 60 W Cr Mo V 9				
1.2678	X 45 CoCrWV 5 5 5				
1.2550	60 WCr V 7	55 WC 20	BS 1		S 1
1.2567	X 30 W Cr V 5 3	Z 32 WCV 5			

MATERIAL GROUP

STANDARDS

GERMANY		FRANCE AFNOR	GREAT BRITAIN B.S.	EN & OTHER CLASSIFICATIONS	U.S.A. AISI
W.Nr	DIN				
15.3 - Hardened tempered steels - Hardness may be different according to presentation and dimensions of material					
1.5864	35 Ni Cr 18				
1.6580	30 Cr Ni Mo 8	30 Cr Ni Mo 8			
1.7361	32 Cr Mo 12	30 CD 12	722 M 24		
1.7707	30 Cr Mo V 9				
1.8161	58 Cr V 4				
15.4 - Nitriding steels					
1.8515	31 Cr Mo 12	30 CD 12	722 M 24		
1.8519	31 Cr Mo V 9		830 M 31		
1.8523	39 Cr Mo V 13 9		897 M 39		
1.8550	34 Cr Al Ni 7		826 M 40		
16 - Alloy steels / Hardened tempered steels - Hardness > 38 HRC - Tensile strength > 1,200 N/mm²					
To this group belong most of the materials of group 15, but present a higher tensile strength					
20 - STAINLESS STEELS					
21 - Free machining stainless steels - Hardness < 250 HB 30 - Tensile strength < 850 N/mm²					
1.4104	X 12 Cr Mo S 17	Z 13 CF 17	416 S 37	EN 56	430 F
1.4305	X 10 Cr Ni S 18 09	Z 8 CNF 18-09	303 S 21	EN 60	303
22 - Austenitic stainless steels - Hardness < 250 HB 30 - Tensile strength < 850 N/mm²					
1.4300	X 12 Cr Ni 18 8		320 S 12		
1.4301	X 5 Cr Ni 18 10	Z 6 CN 18-09	304 S 15	EN 80, EN 58 + C	304
1.4311	X 2 CrNiN 18 10	Z 3 CN 18-07 Az	304 S 61		304 LN
1.4406	X 2 CrNiMoN 17 12 2	Z 3 CND 17 11 02	316 S 61		316 LN
1.4433	X 2 CrNiMo 18 15		316 S		
1.4435	X 2 CrNiMo 18 14 3	Z3 CND 17-12-03	316 S 11		316 L
1.4539	X 1 CrNiMoCu 25 20 5	Z 1 NCDU 25-20	321 S 17		UNS N08904
1.4541	X 6 CrNiTi 18 10	Z 6 CNT 18 10	321 S 18	EN 58 J, 316	321
1.4571	X 6 CrNiMoTi 17 12 2	Z 6 CNDT 17 12	320 S 18		316 Ti
1.4573	X 10 CrNiMoTi 18 12		320 S 33		
1.4828	X 15 CrNiSi 20 12	Z 15 CNS 20-12	309 S 24		309
22.1 - Cast austenitic stainless steels					
1.4308	G-X 6 CrNi 18 9	Z 6 CN 18.10 M	304 C 15(LT196)		CF-8
1.4313	G-X 5 CrNi 13 4	Z 8 CD 17-01	425 C 12		CA 6 -NM
1.4408	G-X 6 CrNiMo 18 10		316 C 16(LT196)		CF-8M
1.4581	G-X 5 CrNiMoNb 18 10	Z 4 CNDNb 18.12M	318 C 17		
23 - Martensitic stainless steels - Hardness < 320 HB 30 - Tensile strength < 1,000 N/mm²					
1.4021	X 20 Cr 13	Z 20 C 13	420 S 37		420
1.4034	X 46 Cr 13	Z 44 C 14	(420 S 45)		
1.4057	X 20 CrNi 17 2	Z 15 CN 16-02	431 S 29		431
1.4112	X 90 CrMoV 18				
1.4116	X 45 CrMoV 15			EN 58, b.e.j.t	
1.4125	X 105 CrMo 17	Z 100 CD 17		Duplex alloys	440 C
1.4718	X 45 CrSi 9 3	Z 45 CS 9	401 S 45		HNV 3
1.4747	X 80 CrNiSi 20	Z 80 CSN 20-02	443 S 65		HNV 6
1.4086	G-X 120 Cr 29				
1.4106	G-X 10 CrMo 13				
1.4138	G-X 120 CrMo 29 2				
24 - Ferritic stainless steels - Hardness < 320 HB 30 - Tensile strength < 1,100 N/mm²					
1.4002	X 6 Cr Al 13	Z 8 CA 12	405 S 17		405
1.4006	X 10 Cr 13	Z 10 C 13	410 C 21		410
1.4016	X 6 Cr 17	Z 8 C 17	430 S 17		430
1.4510	X 6 Cr Ti 17	Z 8 CT 17			430 Ti
1.4512	X 6 Cr Ti 12	Z 6 CT 12	409 S 19		409
25 - Ferritic-Austenitic stainless steels - Hardness < 320 HB 30 - Tensile strength < 1,100 N/mm²					
1.4460	X 8 CrNiMo 27 5	Z 5 CND 27-05 Az			329
1.4582	X 4 CrNiMoNb 25 7				
1.4821	X 20 CrNiSi 25 4				

MATERIAL GROUP

STANDARDS

GERMANY W.Nr	GERMANY DIN	FRANCE AFNOR	GREAT BRITAIN B.S.	EN & OTHER CLASSIFICATIONS	U.S.A. AISI
30 - CAST IRONS					
31 - Grey graphite cast irons - Hardness < 150 HB 30 - Tensile strength < 500 N/mm^2					
0.6010	GG-10	Ft 10 D			A 48-20 B
0.6015	GG-15	Ft 20 D	Grade 150	Grey cast iron soft	A 48-25 B
0.6020	GG-20	Ft 25 D	Grade 220		A 48-30 B
0.6025	GG-25	Ft 30 D	Grade 260		A 48-40 B
0.6030	GG-30	Ft 30 D	Grade 300		A 48-45 B
0.6035	GG-35	Ft 35 D	Grade 350		A 48-50 B
0.6040	GG-40	Ft 40 D	Grade 400		A 48-60 B
31.1 - Meehanite - Hardness < 150 HB 30 - Tensile strength < 500 N/mm^2					
.....	GF - 150				
.....	GD - 260				
32 - Grey graphite cast irons - Hardness 150 - 300 HB 30 - Tensile strength 500 - 1,000 N/mm^2					
0.6020	GG - 20	Ft 25 D	Grade 220	Grey cast iron hard	A 48-30 B
0.6025	GG - 25	Ft 30 D	Grade 260		A 48-40 B
0.6030	GG - 30	Ft 30 D	Grade 300		A 48-45 B
0.6035	GG - 35	Ft 35 D	Grade 350		A 48-50 B
0.6040	GG - 40	Ft 40 D	Grade 400		A 48-60 B
32.1 - Meehanite - Hardness 150-300 HB 30 - Tensile strength 500-1,000 N/mm^2					
.....	GF - 150				
.....	GD - 260				
15 - Alloy steels / Tempered steels - Hardness 250-350 HB 30, 25-38 HRC - Tensile strength 850-1,200 N/mm^2					
0.7033	GGG-35.3				
0.7040	GGG-40	FGS 400-12	420 / 12		60-40-18
0.7043	GGG-40.3	FGS 370-17	370 / 17		
0.7050	GGG-50	FGS 500-7	500 / 7		65-45-12
0.7060	GGG-60	FGS 600-3	600 / 3	S.G.iron, Meehanite	80-55-06
0.8035	GTW-35		700/2,30g/72	Black & White Heart	
0.8040	GTW-40				
0.8045	GTW-45				
0.8065	GTW-65				
0.8135	GTS-35				
0.8145	GTS-45				
0.8155	GTS-55				
0.8165	GTS-65				
33.1 - Meehanite - Hardness < 200 HB 30 -Tensile strength < 700 N/mm^2					
SF 400					
SPF 600					
34 - Nodular graphite, tempered malleable cast irons - Hardness 200-300 HB 30 - Tensile strength 700-1,000 N/mm^2					
0.7070	GGG-70	FGS 700-2	700 / 2	S.G.iron,Meehanite	100-70-03
0.7080	GGG-80	FGS 800-2	800 / 2	Black & White Heart	120-90-02
And materials from group 33 tempered					
34.1 - Meehanite - Hardness 200-300 HB 30 - Tensile strength 700-1,000 N/mm^2					
	SH 800		420/12, P 440/7		
	SH 1000				
40 - TITANIUM					
41 - Titanium, unalloys - Hardness < 200 HB 30 - Tensile strength < 700 N/mm^2					
3.7024.1LN	Ti 99.5				
3.7034.1LN	Ti 99.7				
3.7035	Ti 2				
3.7055	Ti 99.4		TA 1-9	Ti 99.0	
3.7064.1LN	Ti 99.2				
3.7065	Ti 4				
3.7255	Ti 3 Pd				

MATERIAL GROUP

STANDARDS

GERMANY W.Nr	GERMANY DIN	FRANCE AFNOR	GREAT BRITAIN B.S.	EN & OTHER CLASSIFICATIONS	U.S.A. AISI
42 - Titanium, alloys - Hardness < 270 HB 30 - Tensile strength < 900 N/mm^2					
	Ti Al 4 Mn 4				
3.7144 LN	Ti Al 5 Sn 2				
3.7124 LN	Ti Cu 2		TA 10-14, TA 17	Ti - 2AL	
3.7164 LN	Ti Al 6 V 4		TA 18		
3.7174 LN	Ti Al 6 V 6 Sn 2				
43 - Titanium, alloys - Hardness 270-300 HB 30 - Tensile strength 900-1,300 N/mm^2					
3.7124 LN	Ti Cu 2				
3.7144 LN	Ti Al 6 Sn 2 Zr4 Mo2			Ti AL	
3.7154 LN	Ti Al 6 Zr 5		TA 10-13, TA 28	3.7174LN, 3.7148LN	
3.7164 LN	Ti Al 6 V 4				
3.7174 LN	Ti Al 6 V Sn 2				
3.7184 LN	Ti Al 4 Mo 4 Sn 2				
50 - NICKEL					
51 - Nickel, unalloys - Hardness < 150 HB 30 - Tensile strength < 500 N/mm^2					
2.1504 LN	Ni Al Bz				
2.4042	Ni 99 CSi		NA 11, NA 12	Nickel 200	
2.4060	Ni 99.6			Nickel 270	
2.4062	Ni 99.4 Fe				
52 - Heat resisting nickel alloys - Hardness < 270 HB 30 - Tensile strength < 900 N/mm^2					
2.4360 LN	Monel 400				
2.4374 LN	Monel 500				
2.4617	Hastelloy B 2			Nimonic 75	
2.4665	Hastelloy X		HR 203		
2.4812	Hastelloy C		3027-76	Hastelloy C	
2.4816	Inconel 600			Haynes Alloys 263	
1.4876	Incoloy 800				
2.4983	Udimet 500				
53 - Heat resisting nickel alloys - Hardness 270-410 HB 30 - Tensile strength 900-1,400 N/mm^2					
2.4631	Nimonic 80 A			Nimonic 80	
2.4632	Nimonic 90				
2.4634	Nimonic 105				
2.4662	Nimonic 901		HR 8		
2.4668	Inconel 718		HR 401, 601	Rene 41	
2.4669	Inconel X-750				
2.4670 LN	Nimocast 713				
2.4674 LN	Nimocast PK 24				
2.4856	Inconel 625				
2.6554 LN	Waspaloy				
60 - COPPER					
61 - Copper, unalloys - Hardness < 100 HB 30 - Tensile strength < 350 N/mm^2					
2.0060	E - Cu 57				
2.0070	SE - Cu			Commercially Pure	
2.0090	SF - Cu		C 101		
2.1356	Cu Mn 3				
2.1522	Cu Si 2 Mn				
62 - Short chip copper alloys - Hardness < 200 HB 30 - Tensile strength < 700 N/mm^2					
62.1 - Brass					
2.0360	Cu Zn 40(MS 60)				
2.0380	Cu Zn 39 Pb 2 (MS 58)		CZ120, CZ109		
2.0410	Cu Zn 44 Pb 2		PB104		
2.0561	Cu Zn 40 Al 1			2.1030, 2.1080	
2.0580	Cu Zn 40 Mn 1 Pb				
2.0771	Cu Ni 7 Zn 39 Mn 5 Pb3				
62.2 - Bronzes					
2.1086	G-Cu Sn 10 Zn				
2.1093	G-Cu Sn 6 Zn Ni				
2.1096	G-Cu Sn 5 Zn Pb				

MATERIAL GROUP

STANDARDS

GERMANY		FRANCE AFNOR	GREAT BRITAIN B.S.	EN & OTHER CLASSIFICATIONS	U.S.A. AISI
W.Nr	DIN				
63 - **Long chip copper alloys - Hardness < 200 HB 30 - Tensile strength < 700 N/mm^2**					
63.1 - Brass					
2.0250	Cu Zn 20				
2.0265	Cu Zn 30				
2.0321	Cu Zn 37		CZ108, CZ106		
2.0335	Cu Zn 36 (Ms 63)				
63.2 - Bronzes					
2.1020	Cu Sn 6				
2.1030	Cu Sn 8				
2.1080	Cu Sn 6 Zn 6				
63.3 - Copper alloys tempered by forging					
2.1245	Cu Be 1.7				
2.1247	Cu Be 2				
2.1293	Cu Cr Zr				
64 - **Cu - Al - Fe alloys Hardness < 440 HB 30 - Tensile strength < 1,500 N/mm^2**					
70 - **ALUMINIUM - MAGNESIUM**					
71 - **Aluminum - Magnesium, unalloys - Hardness < 100 HB 30 - Tensile strength < 350 N/mm^2**					
3.0250	Al 99.5 H				
3.0280	Al 99.8 H				
3.0305	Al 99.9				
3.3308	Al 99.9 Mg 0.5				
72 - **Aluminum alloys, Si < 1.5% - Hardness < 180 HB 30 - Tensile strength < 600 N/mm^2**					
72.1 - Forging aluminum alloys					
3.0515	Al Mn 1				
3.0516	S-Al Mn				
3.0525	Al Mn 1 Mg 0.5				
3.0615	Al Mg Si Pb				
3.1325	Al Cu Mg 1				
3.1355	Al Cu Mg 2				
3.3315	Al Mg 1				
3.3535	Al Mg 3				
3.4365	Al Zn Mg Cu 1.5				
72.2 - Cast aluminum alloys					
3.1841	G - Al Cu 4 Ti				
3.3241	G - Al Mg 3 Si				
3.3292	GD - Al Mg 9				
73 - **Aluminum alloys, 0.5-10% Si - Hardness < 180 HB 30 - Tensile strength < 600 N/mm^2**					
73.1 - Cast aluminum alloys					
3.2134	G - Al Si 5 Cu 1 Mg				
3.2152	GD - Al Si 6 Cu 4				
3.2162	GD - Al Si 8 Cu 3				
3.2373	G - Al Si 9 Mg				
74 - **Aluminum alloys, Si > 10% - Hardnes < 180 HB 30 - Tensile strength < 600 N/mm^2**					
74.1 - Cast aluminum alloys					
3.2381	G - Al Si 10 Mg				
3.2383	G - Al Si 10 Mg (Cu)				
3.2581	G - Al Si 12				
3.2583	G - Al Si 12 (Cu)				
3.2982	GD - Al Si 12 (Cu)				
74.2 - Cast aluminum - magnesium alloys					
3.5106	G - Mg Ag 3 SE 2 Zr 1				
3.5662	G - Mg Al 6				
3.5812	G - Mg Al 8 Zn 1				
3.5912	G - Mg Al 9 Zn 1				

SOLID CARBIDE

THREAD MILLS

GEWINDEFRÄSER

- **Threading Large Diameter in High Quality Available with Chamfer**
- **Zur Fertigung von Gewinden mit großen Durchmessern in hoher Qualität, verfügbar mit Fase**

SELECTION GUIDE

YG-1 THREADING TOOLS

SOLID CARBIDE THREAD MILLS

Threading Large Diameter in High Quality
Available with Chamfer

Please visit globalyg1.com/mat for material search

◎ : Excellent ○ : Good

Recommended cutting conditions : P.59

TYPE	Thread Mill without Coolant Hole			
THREAD FORM	M	MF	UNC	UNF
HOLE TYPE	Max. 2.0xD Blind /Through Hole	Max. 1.5xD Blind /Through Hole	Max. 2.0xD Blind /Through Hole	Max. 2.0xD Blind /Through Hole
TOOL MATERIAL	CARBIDE			
FLUTE TYPE	Helix			
HELIX ANGLE	R15			
SERIES NO.	L1211 (P.42)	L1212 (P.43)	L1213 (P.44)	L1214 (P.45)
SURFACE TREATMENT	TiAlN	TiAlN	TiAlN	TiAlN
MODEL				

ISO	VDI 3323	Material Description	Composition / Structure / Heat Treatment		HB	HRc					
P	1	Non-alloy steel	About 0.15% C	Annealed	125		◎	◎	◎	◎	
	2		About 0.45% C	Annealed	190	13	◎	◎	◎	◎	
	3		About 0.45% C	Quenched &Tempered	250	25	◎	◎	◎	◎	
	4		About 0.75% C	Annealed	270	28	◎	◎	◎	◎	
	5		About 0.75% C	Quenched &Tempered	300	32	◎	◎	◎	◎	
	6	Low alloy steel		Annealed	180	10	◎	◎	◎	◎	
	7			Quenched &Tempered	275	29	◎	◎	◎	◎	
	8			Quenched &Tempered	300	32	◎	◎	◎	◎	
	9			Quenched &Tempered	350	38	◎	◎	◎	◎	
	10	High alloyed steel, and tool steel		Annealed	200	15	◎	◎	◎	◎	
	11			Quenched &Tempered	325	35	◎	◎	◎	◎	
M	12	Stainless steel	Ferritic / Martensitic	Annealed	200	15	○	○	○	○	
	13		Martensitic	Quenched &Tempered	240	23	○	○	○	○	
	14		Austenitic		180	10	○	○	○	○	
K	15	Grey cast iron	Pearlitic / ferritic		180	10	◎	◎	◎	◎	
	16		Pearlitic (Martensitic)		260	26	◎	◎	◎	◎	
	17	Nodular Cast Iron	Ferritic		160	3	◎	◎	◎	◎	
	18		Pearlitic		250	25	◎	◎	◎	◎	
	19	Malleable cast iron	Ferritic		130		◎	◎	◎	◎	
	20		Pearlitic		230	21	◎	◎	◎	◎	
N	21	Aluminum-wrought alloy	Not Curable		60		◎	◎	◎	◎	
	22		Curable	Hardened	100		◎	◎	◎	◎	
	23	Aluminum-cast, alloyed	≤ 12% Si, Not Curable		75		◎	◎	◎	◎	
	24		≤ 12% Si, Curable	Hardened	90		◎	◎	◎	◎	
	25		> 12% Si, Not Curable		130		◎	◎	◎	◎	
	26	Copper and Copper Alloys (Bronze / Brass)	Cutting Alloys, PB>1%		110		◎	◎	◎	◎	
	27		CuZn, CuSnZn (Brass)		90		◎	◎	◎	◎	
	28		CuSn, lead-free copper and electrolytic copper		100		◎	◎	◎	◎	
	29	Non Metallic Materials	Duroplastic, Fiber Reinforced Plastic				◎	◎	◎	◎	
	30		Rubber, Wood, etc.				◎	◎	◎	◎	
S	31	Heat Resistant Super Alloys	Fe Based	Annealed	200	15	○	○	○	○	
	32			Cured	280	30	○	○	○	○	
	33		Ni or Co Based	Annealed	250	25	○	○	○	○	
	34			Cured	350	38	○	○	○	○	
	35			Cast	320	34	○	○	○	○	
	36	Titanium Alloys	Pure Titanium		400 Rm		○	○	○	○	
	37		Alpha + Beta Alloys	Hardened	1050 Rm		○	○	○	○	
H	38	Hardened steel		Hardened	550	55					
	39			Hardened	630	60					
	40	Chilled Cast Iron		Cast	400	42					
	41	Hardened Cast Iron		Hardened	550	55					

TYPE	Thread Mill with Coolant Hole			Thread Mill with Coolant Hole & Chamfer					Miniature Thread Mill		Miniature Thread Mill for Hard Materials		Drill & Thread Mill with Chamfer
THREAD FORM	M	MF	BSP(G)	M	MF	UNC	UNF	NPT	M	UNC	M	UNC	M
HOLE TYPE	Max. 2.0xD Blind /Through Hole	Max. 1.5xD Blind /Through Hole	-	Max. 2.0xD Blind /Through Hole	Max. 1.5xD Blind /Through Hole	Max. 2.0xD Blind /Through Hole	Max. 2.0xD Blind /Through Hole	-	Max. 2.0xD Blind /Through Hole	Max. 2.0xD Blind /Through Hole	Max. 2.0xD Blind /Through Hole	Max. 2.0xD Blind /Through Hole	Max. 2.0xD Blind /Through Hole
TOOL MATERIAL	CARBIDE												
FLUTE TYPE	Helix			Helix					Helix		Straight		Helix
HELIX ANGLE	R15			R15					R15		-		R25
SERIES NO.	L4211 (P.46)	L4212 (P.47)	L6215 (P.48)	L4271 (P.49)	L4272 (P.50)	L4273 (P.51)	L4274 (P.52)	L4276 (P.53)	L12D1 (P.54)	L12D3 (P.55)	L19E1 (P.56)	L19E3 (P.57)	L41A1 / L42A1 (P.58)
SURFACE TREATMENT	TiAlN	TiAlN	TiAlN	TiAlN	TiAlN	TiAlN	TiAlN	TiAlN	TiAlN	TiAlN	AlTiN	AlTiN	Bright / TiAlN
MODEL													

◎	◎	◎	◎	◎	◎	◎	◎	◎	◎				1	P
◎	◎	◎	◎	◎	◎	◎	◎	◎	◎				2	
◎	◎	◎	◎	◎	◎	◎	◎	◎	◎				3	
◎	◎	◎	◎	◎	◎	◎	◎	◎	◎				4	
◎	◎	◎	◎	◎	◎	◎	◎	◎	◎				5	
◎	◎	◎	◎	◎	◎	◎	◎	◎	◎	○	○		6	
◎	◎	◎	◎	◎	◎	◎	◎	◎	◎	○	○		7	
◎	◎	◎	◎	◎	◎	◎	◎	◎	◎	○	○		8	
◎	◎	◎	◎	◎	◎	◎	◎	◎	◎	○	○		9	
◎	◎	◎	◎	◎	◎	◎	◎	◎	◎	○	○		10	
◎	◎	◎	◎	◎	◎	◎	◎	◎	◎	○	○		11	
○	○	○	○	○	○	○	○	○	○	○	○		12	M
○	○	○	○	○	○	○	○	○	○	○	○		13	
○	○	○	○	○	○	○	○	○	○	○	○		14	
◎	◎	◎	◎	◎	◎	◎	◎	◎	◎	◎	◎	◎	15	K
◎	◎	◎	◎	◎	◎	◎	◎	◎	◎	◎	◎	◎	16	
◎	◎	◎	◎	◎	◎	◎	◎	◎	◎	◎	◎	◎	17	
◎	◎	◎	◎	◎	◎	◎	◎	◎	◎	◎	◎	◎	18	
◎	◎	◎	◎	◎	◎	◎	◎	◎	◎	◎	◎	◎	19	
◎	◎	◎	◎	◎	◎	◎	◎	◎	◎	◎	◎	◎	20	
◎	◎	◎	◎	◎	◎	◎	◎	◎	◎			◎	21	N
◎	◎	◎	◎	◎	◎	◎	◎	◎	◎			◎	22	
◎	◎	◎	◎	◎	◎	◎	◎	◎	◎			◎	23	
◎	◎	◎	◎	◎	◎	◎	◎	◎	◎			◎	24	
◎	◎	◎	◎	◎	◎	◎	◎	◎	◎			◎	25	
◎	◎	◎	◎	◎	◎	◎	◎	◎	◎			◎	26	
◎	◎	◎	◎	◎	◎	◎	◎	◎	◎			◎	27	
◎	◎	◎	◎	◎	◎	◎	◎	◎	◎			◎	28	
◎	◎	◎	◎	◎	◎	◎	◎	◎	◎			◎	29	
◎	◎	◎	◎	◎	◎	◎	◎	◎	◎			◎	30	
○	○	○	○	○	○	○	○	○	○	◎	◎		31	S
○	○	○	○	○	○	○	○	○	○	◎	◎		32	
○	○	○	○	○	○	○	○	○	○	◎	◎		33	
○	○	○	○	○	○	○	○	○	○	◎	◎		34	
○	○	○	○	○	○	○	○	○	○	◎	◎		35	
○	○	○	○	○	○	○	○	○	○	○	○		36	
○	○	○	○	○	○	○	○	○	○	○	○		37	
										◎	◎		38	H
										◎	◎		39	
										◎	◎		40	
										◎	◎		41	

CARBIDE
HSS
THREAD MILLS
SYNCHRO TAPS
COMBO TAPS
YG TAP GENERAL
YG TAP STEEL
YG TAP HARDENED
YG TAP INOX
YG TAP CAST IRON
YG TAP ALU
YG TAP Ti Ni
YG TAP FORMING
NUT TAPS
STI TAPS
PIPE TAPS
TECHNICAL DATA

THREAD MILLS

L1211 SERIES

M

Solid Carbide Thread Mill for ISO Metric Internal Thread - DIN 13

VOLLHARTMETALL GEWINDEFRÄSER für ISO METRISCHES INNENGEWINDE - DIN 13
FRAISES A FILETER CARBURE MONOBLOC POUR FILETAGE ISO INTER MÉTRIQUE - DIN13
Filettature interne, ISO metriche, passo grosso - DIN 13

▶ Easy to cut threads even for exotic materials like Nickel, Titanium and their alloys.

▶ Problemloses Gewindeschneiden sogar in exotischen Werkstoffen, wie Nickel, Titan und ihre Legierungen.

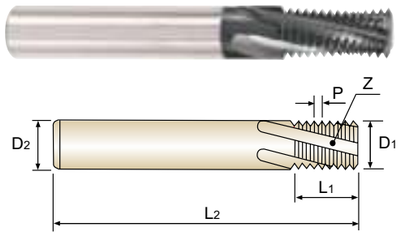

Thread Depth
2×D

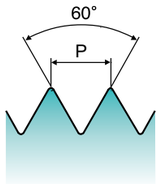

Material groups **MU** | CARBIDE | DIN 6535HA | 60° | R15

Recommended Cutting Page : P.59

Unit : mm

EDP No.	Nominal Diameter [D]	Pitch	Cutter Diameter	Shank Diameter	Thread Length	Overall Length	No. of Flute
TiAlN		P	D1	D2	L1	L2	Z
L1211200	M3	0.5	**2.2**	6	5	57	3
L1211240	M4	0.7	**2.9**	6	7	57	3
L1211280	M5	0.8	**3.8**	6	8	57	3
L1211310	M6	1.0	**4.5**	6	13	57	3
L1211360	M8	1.25	**6.0**	6	17.5	65	3
L1211420	M10	1.5	**7.5**	8	21	72	4
L1211500	M12	1.75	**9.5**	10	26.25	80	4
L1211540	M14	2.0	**10.0**	10	30	83	4
L1211600	M16	2.0	**12.0**	12	34	92	4
L1211650	M18	2.5	**14.0**	14	37.5	92	5
L1211700	M20	2.5	**16.0**	16	42.5	105	5

∗ Other coatings are available on your request

◎ : Excellent ○ : Good

ISO	P											M			K					
Material Description	Non-alloy steel					Low alloy steel				High alloyed steel, and tool steel		Stainless steel			Grey cast iron		Nodular cast iron		Malleable cast iron	
VDI 3323	1	2	3	4	5	6	7	8	9	10	11	12	13	14	15	16	17	18	19	20
HRc		13	25	28	32	10	29	32	38	15	35	15	23	10	10	26	3	25		21
HB	125	190	250	270	300	180	275	300	350	200	325	200	240	180	180	260	160	250	130	230
Recommended	◎	◎	◎	◎	◎	◎	◎	◎	◎	◎	◎	○	○	○	◎	◎	◎	◎	◎	◎

ISO	N										S							H			
Material Description	Aluminum-wrought alloy		Aluminum-cast, alloyed			Copper and Copper Alloys (Bronze / Brass)			Non Metallic Materials		Heat Resistant Super Alloys					Titanium Alloys		Hardened steel		Chilled Cast Iron	Hardened Cast Iron
VDI 3323	21	22	23	24	25	26	27	28	29	30	31	32	33	34	35	36	37	38	39	40	41
HRc											15	30	25	38	34			55	60	42	55
HB	60	100	75	90	130	110	90	100			200	280	250	350	320	400Rm	1050Rm	550	630	400	550
Recommended	◎	◎	◎	◎	◎	◎	◎	◎	◎	◎	○	○	○	○	○	○	○				

THREAD MILLS

L1212 SERIES

MF

Solid Carbide Thread Mill for ISO Metric Internal Thread - DIN 13

VOLLHARTMETALL GEWINDEFRÄSER für ISO METRISCH - FEIN INNENGEWINDE - DIN 13
FRAISES A FILETER CARBURE MONOBLOC POUR FILETAGE ISO INTER MÉTRIQUE - DIN13
Filettature interne, ISO metriche, passo grosso - DIN 13

▶ Easy to cut threads even for exotic materials like Nickel, Titanium and their alloys.

▶ Problemloses Gewindeschneiden sogar in exotischen Werkstoffen, wie Nickel, Titan und ihre Legierungen.

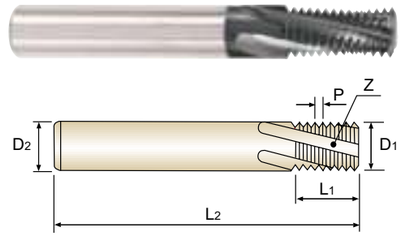

Thread Depth
1.5×D

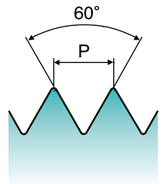

Material groups **MU** | CARBIDE | DIN 6535HA | 60° | R15

Recommended Cutting Page : P.59

Unit : mm

EDP No.	Nominal Diameter [D]	Pitch	Cutter Diameter	Shank Diameter	Thread Length	Overall Length	No. of Flute
TiAlN		P	D1	D2	L1	L2	Z
L1212370	M8	1.0	**6.0**	6	13	57	3
L1212380	M8	0.75	**6.0**	6	12.75	57	3
L1212440	M10	1.0	**8.0**	8	16	63	4
L1212510	M12	1.5	**9.5**	10	19.5	72	4
L1212520	M12	1.25	**9.5**	10	18.75	72	4
L1212530	M12	1.0	**9.5**	10	19	72	4
L1212550	M14	1.5	**10.0**	10	22.5	83	4
L1212570	M14	1.0	**10.0**	10	22	83	4
L1212610	M16	1.5	**12.0**	12	25.5	83	4
L1212620	M16	1.0	**12.0**	12	25	83	4
L1212670	M18	1.5	**14.0**	14	28.5	92	5
L1212680	M18	1.0	**14.0**	14	28	92	5
L1212720	M20	1.5	**16.0**	16	31.5	92	5
L1212730	M20	1.0	**16.0**	16	31	92	5

∗ Other coatings are available on your request

◎ : Excellent ○ : Good

ISO	P											M			K					
Material Description	Non-alloy steel					Low alloy steel				High alloyed steel, and tool steel		Stainless steel			Grey cast iron		Nodular cast iron		Malleable cast iron	
VDI 3323	1	2	3	4	5	6	7	8	9	10	11	12	13	14	15	16	17	18	19	20
HRc		13	25	28	32	10	29	32	38	15	35	15	23	10	10	26	3	25		21
HB	125	190	250	270	300	180	275	300	350	200	325	200	240	180	180	260	160	250	130	230
Recommended	◎	◎	◎	◎	◎	◎	◎	◎	◎	◎	◎	○	○	○	◎	◎	◎	◎	◎	◎

ISO	N										S							H			
Material Description	Aluminum-wrought alloy		Aluminum-cast, alloyed			Copper and Copper Alloys (Bronze / Brass)			Non Metallic Materials		Heat Resistant Super Alloys					Titanium Alloys		Hardened steel		Chilled Cast Iron	Hardened Cast Iron
VDI 3323	21	22	23	24	25	26	27	28	29	30	31	32	33	34	35	36	37	38	39	40	41
HRc											15	30	25	38	34			55	60	42	55
HB	60	100	75	90	130	110	90	100			200	280	250	350	320	400Rm	1050Rm	550	630	400	550
Recommended	◎	◎	◎	◎	◎	◎	◎	◎	◎	◎	○	○	○	○	○	○	○				

THREAD MILLS

L1213 SERIES

UNC

Solid Carbide Thread Mill for UNC Internal Thread - ANSI B 1.1

VOLLHARTMETALL GEWINDEFRÄSER für UNC INNENGEWINDE, ANSI B 1.1
FRAISES A FILETER CARBURE MONOBLOC POUR FILETAGE INTER UNC - ANSI B 1.1
Filettature interne, unificato, passo grosso - ANSI B 1.1

▶ Easy to cut threads even for exotic materials like Nickel, Titanium and their alloys.

▶ Problemloses Gewindeschneiden sogar in exotischen Werkstoffen, wie Nickel, Titan und ihre Legierungen.

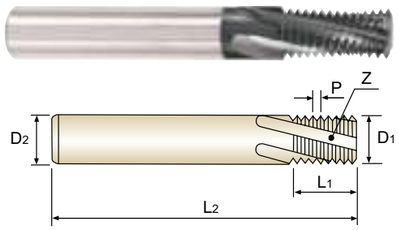

Thread Depth
2×D

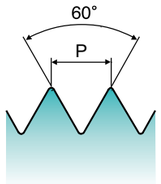

Material groups MU | CARBIDE | DIN 6535HA | 60° | R15

Recommended Cutting Page : P.59

Unit : mm

EDP No.	Nominal Diameter [D]	T.P.I	Cutter Diameter	Shank Diameter	Thread Length	Overall Length	No. of Flute
TiAlN			D1	D2	L1	L2	Z
L1213400	1/4	20	**4.5**	6	14	57	3
L1213440	5/16	18	**5.8**	6	16.9	65	3
L1213480	3/8	16	**7.0**	8	20.6	72	4
L1213520	7/16	14	**8.0**	8	23.6	72	4
L1213560	1/2	13	**9.5**	10	27.4	80	4
L1213600	9/16	12	**10.0**	10	31.8	83	4
L1213640	5/8	11	**12.0**	12	34.6	92	4
L1213700	3/4	10	**14.0**	14	40.6	104	5

* Other coatings are available on your request

◎ : Excellent ○ : Good

ISO	P											M			K					
Material Description	Non-alloy steel					Low alloy steel				High alloyed steel, and tool steel		Stainless steel			Grey cast iron		Nodular cast iron		Malleable cast iron	
VDI 3323	1	2	3	4	5	6	7	8	9	10	11	12	13	14	15	16	17	18	19	20
HRc		13	25	28	32	10	29	32	38	15	35	15	23	10	10	26	3	25		21
HB	125	190	250	270	300	180	275	300	350	200	325	200	240	180	180	260	160	250	130	230
Recommended	◎	◎	◎	◎	◎	◎	◎	◎	◎	◎	◎	○	○	○	◎	◎	◎	◎	◎	◎

ISO	N										S							H			
Material Description	Aluminum-wrought alloy		Aluminum-cast, alloyed			Copper and Copper Alloys (Bronze / Brass)			Non Metallic Materials		Heat Resistant Super Alloys					Titanium Alloys		Hardened steel		Chilled Cast Iron	Hardened Cast Iron
VDI 3323	21	22	23	24	25	26	27	28	29	30	31	32	33	34	35	36	37	38	39	40	41
HRc											15	30	25	38	34			55	60	42	55
HB	60	100	75	90	130	110	90	100			200	280	250	350	320	400Rm	1050Rm	550	630	400	550
Recommended	◎	◎	◎	◎	◎	◎	◎	◎	◎	◎	○	○	○	○	○	○	○				

THREAD MILLS

L1214 SERIES

UNF

Solid Carbide Thread Mill for UNF Internal Thread - ANSI B 1.1

VOLLHARTMETALL GEWINDEFRÄSER für UNF INNENGEWINDE, ANSI B 1.1
FRAISES A FILETER CARBURE MONOBLOC POUR FILETAGE INTER UNC - ANSI B 1.1
Filettature interne, unificato, passo grosso - ANSI B 1.1

▶ Easy to cut threads even for exotic materials like Nickel, Titanium and their alloys.

▶ Problemloses Gewindeschneiden sogar in exotischen Werkstoffen, wie Nickel, Titan und ihre Legierungen.

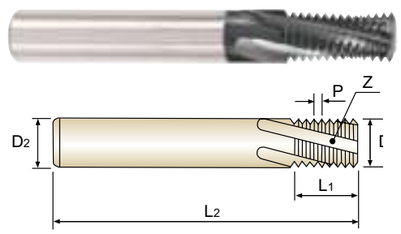

Thread Depth
2×D

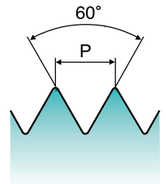

Material groups MU | CARBIDE | DIN 6535HA | 60° | R15

Recommended Cutting Page : P.59

Unit : mm

EDP No.	Nominal Diameter [D]	T.P.I	Cutter Diameter	Shank Diameter	Thread Length	Overall Length	No. of Flute
TiAlN			D1	D2	L1	L2	Z
L1214420	1/4	28	**5.0**	6	13.6	57	3
L1214460	5/16	24	**6.0**	6	16.9	65	3
L1214500	3/8	24	**8.0**	8	20.1	72	4
L1214540	7/16	20	**8.0**	8	24.1	72	4
L1214580	1/2	20	**10.0**	10	26.7	80	4
L1214620	9/16	18	**12.0**	12	29.6	83	4
L1214660	5/8	18	**12.0**	12	33.9	92	4
L1214720	3/4	16	**14.0**	14	39.7	104	5

* Other coatings are available on your request

◎ : Excellent ○ : Good

ISO	P											M			K					
Material Description	Non-alloy steel					Low alloy steel				High alloyed steel, and tool steel		Stainless steel			Grey cast iron		Nodular cast iron		Malleable cast iron	
VDI 3323	1	2	3	4	5	6	7	8	9	10	11	12	13	14	15	16	17	18	19	20
HRc		13	25	28	32	10	29	32	38	15	35	15	23	10	10	26	3	25		21
HB	125	190	250	270	300	180	275	300	350	200	325	200	240	180	180	260	160	250	130	230
Recommended	◎	◎	◎	◎	◎	◎	◎	◎	◎	◎	◎	○	○	○	◎	◎	◎	◎	◎	◎

ISO	N										S							H			
Material Description	Aluminum-wrought alloy		Aluminum-cast, alloyed			Copper and Copper Alloys (Bronze / Brass)			Non Metallic Materials		Heat Resistant Super Alloys					Titanium Alloys		Hardened steel		Chilled Cast Iron	Hardened Cast Iron
VDI 3323	21	22	23	24	25	26	27	28	29	30	31	32	33	34	35	36	37	38	39	40	41
HRc											15	30	25	38	34			55	60	42	55
HB	60	100	75	90	130	110	90	100			200	280	250	350	320	400Rm	1050Rm	550	630	400	550
Recommended	◎	◎	◎	◎	◎	◎	◎	◎	◎	◎	○	○	○	○	○	○	○				

CARBIDE
HSS
THREAD MILLS
SYNCHRO TAPS
COMBO TAPS
YG TAP GENERAL
YG TAP STEEL
YG TAP HARDENED
YG TAP INOX
YG TAP CAST IRON
YG TAP ALU
YG TAP Ti Ni
YG TAP FORMING
NUT TAPS
STI TAPS
PIPE TAPS
TECHNICAL DATA

THREAD MILLS

L4211 SERIES

M

Solid Carbide Thread Mill with Coolant Hole for ISO Metric Internal Thread - DIN 13

VOLLHARTMETALL GEWINDEFRÄSER mit KÜHLKANAL für ISO METRISCHES INNENGEWINDE - DIN 13
FRAISES A FILETER CARBURE MONOBLOC AVEC ARROSAGE CENTRAL POUR FILETAGE ISO INTER MÉTRIQUE - DIN13
Con fori di lubrificazione, Filettature interne, ISO metriche, passo grosso - DIN 13

▶ Easy to cut threads even for exotic materials like Nickel, Titanium and their alloys.

▶ Problemloses Gewindeschneiden sogar in exotischen Werkstoffen, wie Nickel, Titan und ihre Legierungen.

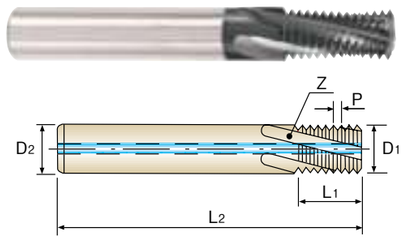

Thread Depth
2×D

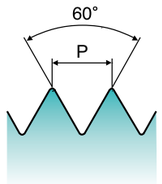

Material groups **MU** | CARBIDE | DIN 6535HA | 60° | R15

Recommended Cutting Page : P.59

Unit : mm

EDP No.	Nominal Diameter [D]	Pitch	Cutter Diameter	Shank Diameter	Thread Length	Overall Length	No. of Flute
TiAlN		P	D1	D2	L1	L2	Z
L4211310	M6	1.0	**4.5**	6	13.0	57	3
L4211360	M8	1.25	**6.0**	6	17.5	65	3
L4211420	M10	1.5	**7.5**	8	21.0	72	4
L4211500	M12	1.75	**9.5**	10	26.25	80	4
L4211540	M14	2.0	**10.0**	10	30.0	83	4
L4211600	M16	2.0	**12.0**	12	34.0	92	4
L4211700	M20	2.5	**16.0**	16	42.5	105	5

∗ Other coatings are available on your request

◎ : Excellent ○ : Good

ISO	P											M			K					
Material Description	Non-alloy steel					Low alloy steel				High alloyed steel, and tool steel		Stainless steel			Grey cast iron		Nodular cast iron		Malleable cast iron	
VDI 3323	1	2	3	4	5	6	7	8	9	10	11	12	13	14	15	16	17	18	19	20
HRc		13	25	28	32	10	29	32	38	15	35	15	23	10	10	26	3	25		21
HB	125	190	250	270	300	180	275	300	350	200	325	200	240	180	180	260	160	250	130	230
Recommended	◎	◎	◎	◎	◎	◎	◎	◎	◎	◎	◎	○	○	○	◎	◎	◎	◎	◎	◎

ISO	N										S							H			
Material Description	Aluminum-wrought alloy		Aluminum-cast, alloyed			Copper and Copper Alloys (Bronze / Brass)			Non Metallic Materials		Heat Resistant Super Alloys					Titanium Alloys		Hardened steel		Chilled Cast Iron	Hardened Cast Iron
VDI 3323	21	22	23	24	25	26	27	28	29	30	31	32	33	34	35	36	37	38	39	40	41
HRc											15	30	25	38	34			55	60	42	55
HB	60	100	75	90	130	110	90	100			200	280	250	350	320	400Rm	1050Rm	550	630	400	550
Recommended	◎	◎	◎	◎	◎	◎	◎	◎	◎	◎	○	○	○	○	○	○	○				

THREAD MILLS

L4212 SERIES

MF

Solid Carbide Thread Mill with Coolant Hole for ISO Metric Internal Thread - DIN 13

VOLLHARTMETALL GEWINDEFRÄSER mit KÜHLKANAL für ISO METRISCH - FEIN INNENGEWINDE - DIN 13
FRAISES A FILETER CARBURE MONOBLOC AVEC ARROSAGE CENTRAL POUR FILETAGE ISO INTER MÉTRIQUE - DIN13
Con fori di lubrificazione, Filettature interne, ISO metriche, passo grosso - DIN 13

▶ Easy to cut threads even for exotic materials like Nickel, Titanium and their alloys.

▶ Problemloses Gewindeschneiden sogar in exotischen Werkstoffen, wie Nickel, Titan und ihre Legierungen.

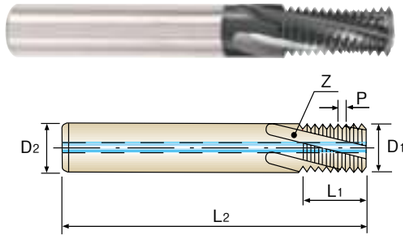

Thread Depth
1.5×D

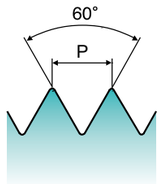

Material groups **MU** | CARBIDE | DIN 6535HA | 60° | R15

Recommended Cutting Page : P.59

Unit : mm

EDP No.	Nominal Diameter [D]	Pitch	Cutter Diameter	Shank Diameter	Thread Length	Overall Length	No. of Flute
TiAlN		P	D1	D2	L1	L2	Z
L4212370	M8	1.0	**6.0**	6	13.0	57	3
L4212380	M8	0.75	**6.0**	6	12.75	57	3
L4212440	M10	1.0	**8.0**	8	16.0	63	4
L4212510	M12	1.5	**9.5**	10	19.5	72	4
L4212520	M12	1.25	**9.5**	10	18.75	72	4
L4212530	M12	1.0	**9.5**	10	19.0	72	4
L4212550	M14	1.5	**10.0**	10	22.5	83	4
L4212570	M14	1.0	**10.0**	10	22.0	83	4
L4212610	M16	1.5	**12.0**	12	25.5	83	4
L4212620	M16	1.0	**12.0**	12	25.0	83	4
L4212670	M18	1.5	**14.0**	14	28.5	92	5
L4212680	M18	1.0	**14.0**	14	28.0	92	5
L4212720	M20	1.5	**16.0**	16	31.5	92	5
L4212730	M20	1.0	**16.0**	16	31.0	92	5

∗ Other coatings are available on your request

◎ : Excellent ○ : Good

ISO	P											M			K					
Material Description	Non-alloy steel					Low alloy steel				High alloyed steel, and tool steel		Stainless steel			Grey cast iron		Nodular cast iron		Malleable cast iron	
VDI 3323	1	2	3	4	5	6	7	8	9	10	11	12	13	14	15	16	17	18	19	20
HRc		13	25	28	32	10	29	32	38	15	35	15	23	10	10	26	3	25		21
HB	125	190	250	270	300	180	275	300	350	200	325	200	240	180	180	260	160	250	130	230
Recommended	◎	◎	◎	◎	◎	◎	◎	◎	◎	◎	◎	○	○	○	◎	◎	◎	◎	◎	◎

ISO	N										S							H			
Material Description	Aluminum-wrought alloy		Aluminum-cast, alloyed			Copper and Copper Alloys (Bronze / Brass)			Non Metallic Materials		Heat Resistant Super Alloys					Titanium Alloys		Hardened steel		Chilled Cast Iron	Hardened Cast Iron
VDI 3323	21	22	23	24	25	26	27	28	29	30	31	32	33	34	35	36	37	38	39	40	41
HRc											15	30	25	38	34			55	60	42	55
HB	60	100	75	90	130	110	90	100			200	280	250	350	320	400Rm	1050Rm	550	630	400	550
Recommended	◎	◎	◎	◎	◎	◎	◎	◎	◎	◎	○	○	○	○	○	○	○				

THREAD MILLS

L6215 SERIES

BSP(G)

Solid Carbide Thread Mill with Coolant Hole for BSP(G) Internal/External Thread

VOLLHARTMETALL GEWINDEFRÄSER mit KÜHLKANAL für BSP (G) INNEN- /AUSSENGEWINDE
FRAISES A FILETER CARBURE MONOBLOC AVEC ARROSAGE CENTRAL POUR FILETAGE INTERNE/EXTERNE BSP(G)
Fresa con fori di lubrificazione, filettature interne ed esterne, BSP(G)

▶ Easy to cut threads even for exotic materials like Nickel, Titanium and their alloys.

▶ Problemloses Gewindeschneiden sogar in exotischen Werkstoffen, wie Nickel, Titan und ihre Legierungen.

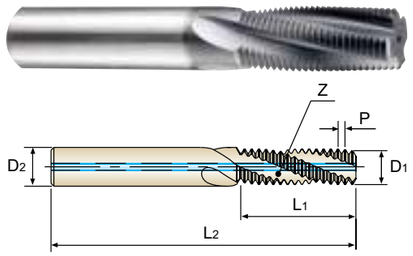

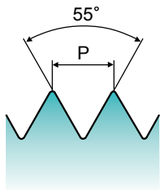

Material groups MU | CARBIDE | DIN 6535HA | 55° | R15

Recommended Cutting Page : P.59

Unit : mm

EDP No.	Nominal Diameter [D]	T.P.I	Cutter Diameter	Shank Diameter	Thread Length	Overall Length	No. of Flute
TiAlN			D1	D2	L1	L2	Z
L6215020	1/16	28	**5.9**	6	16.3	65	3
L6215200	1/8	28	**7.9**	8	20.0	70	4
L6215400	1/4	19	**9.9**	10	26.7	80	4
L6215480	3/8	19	**13.9**	14	33.4	92	4
L6215560	1/2	14	**15.9**	16	43.5	104	5
L6215700	3/4	14	**17.9**	18	34.5	100	5
L6215780	1	11	**19.9**	20	34.6	100	5

∗ Other coatings are available on your request

◎ : Excellent ○ : Good

ISO	P											M			K					
Material Description	Non-alloy steel					Low alloy steel				High alloyed steel, and tool steel		Stainless steel			Grey cast iron		Nodular cast iron		Malleable cast iron	
VDI 3323	1	2	3	4	5	6	7	8	9	10	11	12	13	14	15	16	17	18	19	20
HRc		13	25	28	32	10	29	32	38	15	35	15	23	10	10	26	3	25		21
HB	125	190	250	270	300	180	275	300	350	200	325	200	240	180	180	260	160	250	130	230
Recommended	◎	◎	◎	◎	◎	◎	◎	◎	◎	◎	◎	○	○	○	◎	◎	◎	◎	◎	◎

ISO	N										S							H			
Material Description	Aluminum-wrought alloy		Aluminum-cast, alloyed			Copper and Copper Alloys (Bronze / Brass)			Non Metallic Materials		Heat Resistant Super Alloys					Titanium Alloys		Hardened steel		Chilled Cast Iron	Hardened Cast Iron
VDI 3323	21	22	23	24	25	26	27	28	29	30	31	32	33	34	35	36	37	38	39	40	41
HRc											15	30	25	38	34			55	60	42	55
HB	60	100	75	90	130	110	90	100			200	280	250	350	320	400Rm	1050Rm	550	630	400	550
Recommended	◎	◎	◎	◎	◎	◎	◎	◎	◎	◎	○	○	○	○	○	○	○				

THREAD MILLS

L4271 SERIES

M

Solid Carbide Thread Mill with Coolant Hole & Chamfer for ISO Metric Internal Thread - DIN 13

VOLLHARTMETALL GEWINDEFRÄSER mit KÜHLKANAL & FASE für METRISCHES INNENGEWINDE - DIN 13
FRAISES A FILETER CARBURE MONOBLOC AVEC ARROSAGE CENTRAL ET CHANFREIN POUR FILETAGE ISO INTER MÉTRIQUE DIN13
Con fori di lubrificazione e taglienti per smussi, filettature interne, ISO metriche - DIN 13

▶ Easy to cut threads even for exotic materials like Nickel, Titanium and their alloys.

▶ Problemloses Gewindeschneiden sogar in exotischen Werkstoffen, wie Nickel, Titan und ihre Legierungen.

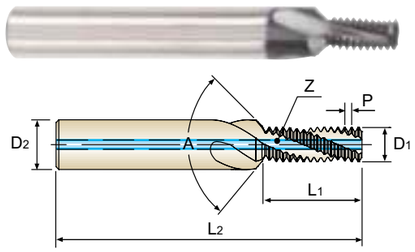

Thread Depth
2×D

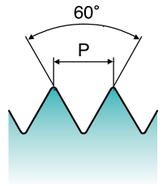

Material groups MU | CARBIDE | DIN 6535HA | 60° | R15

Recommended Cutting Page : P.60

Unit : mm

EDP No.	Nominal Diameter [D]	Pitch	Cutter Diameter	Shank Diameter	Thread Length	Overall Length	Angle	No. of Flute
TiAlN		P	D1	D2	L1	L2	A	Z
L4271310	M6	1.0	**4.8**	8	12.4	62	90°	3
L4271360	M8	1.25	**6.5**	10	16.8	74	90°	3
L4271420	M10	1.5	**8.2**	12	20.15	80	90°	4
L4271500	M12	1.75	**9.9**	14	25.25	90	90°	4
L4271540	M14	2.0	**11.6**	16	28.85	100	90°	4
L4271600	M16	2.0	**13.6**	18	32.85	102	90°	4

∗ Other coatings are available on your request

◎ : Excellent ○ : Good

ISO	P											M			K					
Material Description	Non-alloy steel					Low alloy steel				High alloyed steel, and tool steel		Stainless steel			Grey cast iron		Nodular cast iron		Malleable cast iron	
VDI 3323	1	2	3	4	5	6	7	8	9	10	11	12	13	14	15	16	17	18	19	20
HRc		13	25	28	32	10	29	32	38	15	35	15	23	10	10	26	3	25		21
HB	125	190	250	270	300	180	275	300	350	200	325	200	240	180	180	260	160	250	130	230
Recommended	◎	◎	◎	◎	◎	◎	◎	◎	◎	◎	◎	○	○	○	◎	◎	◎	◎	◎	◎

ISO	N										S							H			
Material Description	Aluminum-wrought alloy		Aluminum-cast, alloyed			Copper and Copper Alloys (Bronze / Brass)			Non Metallic Materials		Heat Resistant Super Alloys					Titanium Alloys		Hardened steel		Chilled Cast Iron	Hardened Cast Iron
VDI 3323	21	22	23	24	25	26	27	28	29	30	31	32	33	34	35	36	37	38	39	40	41
HRc											15	30	25	38	34			55	60	42	55
HB	60	100	75	90	130	110	90	100			200	280	250	350	320	400Rm	1050Rm	550	630	400	550
Recommended	◎	◎	◎	◎	◎	◎	◎	◎	◎	◎	○	○	○	○	○	○	○				

THREAD MILLS

L4272 SERIES

MF

Solid Carbide Thread Mill with Coolant Hole & Chamfer for ISO Metric Internal Thread - DIN 13

VOLLHARTMETALL GEWINDEFRÄSER mit KÜHLKANAL & FASE für METRISCH - FEIN INNENGEWINDE - DIN 13
FRAISES A FILETER CARBURE MONOBLOC AVEC ARROSAGE CENTRAL ET CHANFREIN POUR FILETAGE ISO INTER MÉTRIQUE DIN13
Con fori di lubrificazione e taglienti per smussi, filettature interne, ISO metriche, passo fine - DIN 13

▶ Easy to cut threads even for exotic materials like Nickel, Titanium and their alloys.

▶ Problemloses Gewindeschneiden sogar in exotischen Werkstoffen, wie Nickel, Titan und ihre Legierungen.

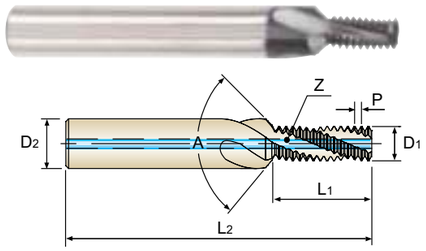

Thread Depth
1.5×D

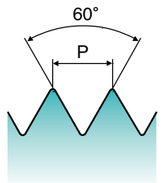

Material groups **MU** CARBIDE DIN 6535HA 60° R15

Recommended Cutting Page : P.60

Unit : mm

EDP No.	Nominal Diameter [D]	Pitch	Cutter Diameter	Shank Diameter	Thread Length	Overall Length	Angle	No. of Flute
TiAlN		P	D1	D2	L1	L2	A	Z
L4272370	M8	1.0	**6.7**	10	12.4	74	90°	3
L4272430	M10	1.25	**8.3**	12	15.9	80	90°	4
L4272440	M10	1.0	**8.7**	12	15.4	80	90°	4
L4272510	M12	1.5	**10.0**	14	18.65	90	90°	4
L4272520	M12	1.25	**10.3**	14	18.3	80	90°	4
L4272530	M12	1.0	**10.7**	14	18.4	90	90°	4
L4272550	M14	1.5	**12.0**	16	21.65	100	90°	4
L4272610	M16	1.5	**14.0**	18	24.65	102	90°	5

* Other coatings are available on your request

◎ : Excellent ○ : Good

ISO	P											M			K					
Material Description	Non-alloy steel					Low alloy steel				High alloyed steel, and tool steel		Stainless steel			Grey cast iron		Nodular cast iron		Malleable cast iron	
VDI 3323	1	2	3	4	5	6	7	8	9	10	11	12	13	14	15	16	17	18	19	20
HRc		13	25	28	32	10	29	32	38	15	35	15	23	10	10	26	3	25		21
HB	125	190	250	270	300	180	275	300	350	200	325	200	240	180	180	260	160	250	130	230
Recommended	◎	◎	◎	◎	◎	◎	◎	◎	◎	◎	◎	○	○	○	◎	◎	◎	◎	◎	◎

ISO	N										S							H			
Material Description	Aluminum-wrought alloy		Aluminum-cast, alloyed			Copper and Copper Alloys (Bronze / Brass)			Non Metallic Materials		Heat Resistant Super Alloys					Titanium Alloys		Hardened steel		Chilled Cast Iron	Hardened Cast Iron
VDI 3323	21	22	23	24	25	26	27	28	29	30	31	32	33	34	35	36	37	38	39	40	41
HRc											15	30	25	38	34			55	60	42	55
HB	60	100	75	90	130	110	90	100			200	280	250	350	320	400Rm	1050Rm	550	630	400	550
Recommended	◎	◎	◎	◎	◎	◎	◎	◎	◎	◎	○	○	○	○	○	○	○				

THREAD MILLS

L4273 SERIES

UNC

Solid Carbide Thread Mill with Coolant Hole & Chamfer for UNC Internal Thread - ANSI B 1.1

VOLLHARTMETALL GEWINDEFRÄSER mit KÜHLKANAL & FASE für UNC INNENGEWINDE - ANSI B 1.1
FRAISES A FILETER CARBURE MONOBLOC AVEC ARROSAGE CENTRAL ET CHANFREIN POUR FILETAGE INTER UNC - ANSI B 1.1
Con fori di lubrificazione e taglienti per smussi, filettature interne, unificato, passo grosso - ANSI B 1.1

▶ Easy to cut threads even for exotic materials like Nickel, Titanium and their alloys.

▶ Problemloses Gewindeschneiden sogar in exotischen Werkstoffen, wie Nickel, Titan und ihre Legierungen.

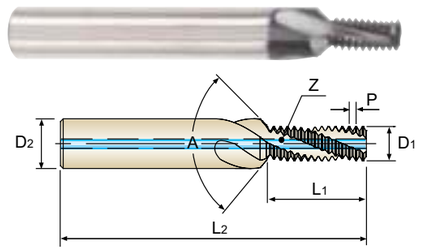

Thread Depth
2×D

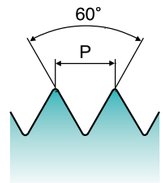

Material groups **MU** CARBIDE DIN 6535HA 60° R15

Recommended Cutting Page : P.60

Unit : mm

EDP No.	Nominal Diameter [D]	T.P.I	Cutter Diameter	Shank Diameter	Thread Length	Overall Length	Angle	No. of Flute
TiAlN			D1	D2	L1	L2	A	Z
L4273400	1/4	20	**4.8**	8	13.3	62	90°	3
L4273440	5/16	18	**6.2**	10	16.18	74	90°	3
L4273480	3/8	16	**7.6**	12	19.8	80	90°	4
L4273520	7/16	14	**8.9**	12	22.62	80	90°	4
L4273560	1/2	13	**10.3**	14	26.32	90	90°	4
L4273600	9/16	12	**11.7**	16	30.63	100	90°	4
L4273640	5/8	11	**13.1**	18	33.41	102	90°	4
L4273700	3/4	10	**16.0**	20	39.29	110	90°	5

* Other coatings are available on your request

◎ : Excellent ○ : Good

ISO	P											M			K					
Material Description	Non-alloy steel					Low alloy steel				High alloyed steel, and tool steel		Stainless steel			Grey cast iron		Nodular cast iron		Malleable cast iron	
VDI 3323	1	2	3	4	5	6	7	8	9	10	11	12	13	14	15	16	17	18	19	20
HRc		13	25	28	32	10	29	32	38	15	35	15	23	10	10	26	3	25		21
HB	125	190	250	270	300	180	275	300	350	200	325	200	240	180	180	260	160	250	130	230
Recommended	◎	◎	◎	◎	◎	◎	◎	◎	◎	◎	◎	○	○	○	◎	◎	◎	◎	◎	◎

ISO	N										S							H			
Material Description	Aluminum-wrought alloy		Aluminum-cast, alloyed			Copper and Copper Alloys (Bronze / Brass)			Non Metallic Materials		Heat Resistant Super Alloys					Titanium Alloys		Hardened steel		Chilled Cast Iron	Hardened Cast Iron
VDI 3323	21	22	23	24	25	26	27	28	29	30	31	32	33	34	35	36	37	38	39	40	41
HRc											15	30	25	38	34			55	60	42	55
HB	60	100	75	90	130	110	90	100			200	280	250	350	320	400Rm	1050Rm	550	630	400	550
Recommended	◎	◎	◎	◎	◎	◎	◎	◎	◎	◎	○	○	○	○	○	○	○				

THREAD MILLS

L4274 SERIES

UNF

Solid Carbide Thread Mill with Coolant Hole & Chamfer for UNF Internal Thread - ANSI B 1.1

VOLLHARTMETALL GEWINDEFRÄSER mit KÜHLKANAL & FASE für UNF INNENGEWINDE - ANSI B 1.1
FRAISES A FILETER CARBURE MONOBLOC AVEC ARROSAGE CENTRAL ET CHANFREIN POUR FILETAGE INTER UNC - ANSI B 1.1
Con fori di lubrificazione e taglienti per smussi, filettature interne, unificato, passo fine - ANSI B 1.1

▶ Easy to cut threads even for exotic materials like Nickel, Titanium and their alloys.

▶ Problemloses Gewindeschneiden sogar in exotischen Werkstoffen, wie Nickel, Titan und ihre Legierungen.

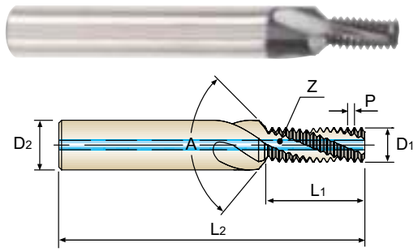

Thread Depth
2×D

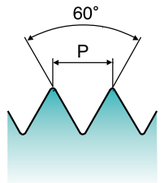

Material groups **MU** | CARBIDE | DIN 6535HA | 60° | R15

Recommended Cutting Page : P.60

Unit : mm

EDP No.	Nominal Diameter [D]	T.P.I	Cutter Diameter	Shank Diameter	Thread Length	Overall Length	Angle	No. of Flute
TiAlN			D1	D2	L1	L2	A	Z
L4274420	1/4	28	**5.1**	8	13.21	62	90°	3
L4274460	5/16	24	**6.5**	10	16.37	74	90°	3
L4274500	3/8	24	**8.1**	12	19.54	80	90°	4
L4274540	7/16	20	**9.4**	12	22.19	80	90°	4
L4274580	1/2	20	**11.0**	14	26	90	90°	4
L4274620	9/16	18	**12.4**	16	28.88	100	90°	4
L4274660	5/8	18	**14.0**	18	33.12	102	90°	5
L4274720	3/4	16	**17.0**	20	38.86	110	90°	5

∗ Other coatings are available on your request

◎ : Excellent ○ : Good

ISO	P											M			K					
Material Description	Non-alloy steel					Low alloy steel				High alloyed steel, and tool steel		Stainless steel			Grey cast iron		Nodular cast iron		Malleable cast iron	
VDI 3323	1	2	3	4	5	6	7	8	9	10	11	12	13	14	15	16	17	18	19	20
HRc		13	25	28	32	10	29	32	38	15	35	15	23	10	10	26	3	25		21
HB	125	190	250	270	300	180	275	300	350	200	325	200	240	180	180	260	160	250	130	230
Recommended	◎	◎	◎	◎	◎	◎	◎	◎	◎	◎	◎	○	○	○	◎	◎	◎	◎	◎	◎

ISO	N										S							H			
Material Description	Aluminum-wrought alloy		Aluminum-cast, alloyed			Copper and Copper Alloys (Bronze / Brass)			Non Metallic Materials		Heat Resistant Super Alloys					Titanium Alloys		Hardened steel		Chilled Cast Iron	Hardened Cast Iron
VDI 3323	21	22	23	24	25	26	27	28	29	30	31	32	33	34	35	36	37	38	39	40	41
HRc											15	30	25	38	34			55	60	42	55
HB	60	100	75	90	130	110	90	100			200	280	250	350	320	400Rm	1050Rm	550	630	400	550
Recommended	◎	◎	◎	◎	◎	◎	◎	◎	◎	◎	○	○	○	○	○	○	○				

THREAD MILLS

L4276 SERIES

NPT

Solid Carbide Thread Mill with Coolant Hole & Chamfer for NPT Thread - ANSI B 1.20.1

VOLLHARTMETALL GEWINDEFRÄSER mit KÜHLKANAL & FASE für NPT INNENGEWINDE - ANSI B 1.20.1
FRAISES A FILETER CARBURE MONOBLOC AVEC ARROSAGE CENTRAL ET CHANFREIN POUR FILETAGE INTER NPT - ANSI B 1.20.1
Con fori di lubrificazione e taglienti per smussi, filettature interne, unificato, passo fine - ANSI B 1.1

▶ Easy to cut threads even for exotic materials like Nickel, Titanium and their alloys.

▶ Problemloses Gewindeschneiden sogar in exotischen Werkstoffen, wie Nickel, Titan und ihre Legierungen.

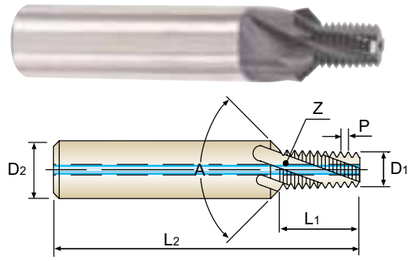

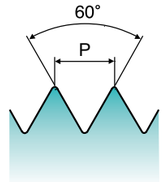

Material groups **MU** | CARBIDE | DIN 6535HA | 60° | R15

Recommended Cutting Page : P.60

Unit : mm

EDP No.	Nominal Diameter [D]	T.P.I	Cutter Diameter	Shank Diameter	Thread Length	Overall Length	Angle	No. of Flute
TiAlN			D1	D2	L1	L2	A	Z
L4276020	NPT1/16	27	**5.9**	10	8.9	64	90°	3
L4276200	NPT1/8	27	**7.8**	12	8.9	70	90°	4
L4276400	NPT1/4	18	**10.05**	16	13.4	81	90°	4
L4276480	NPT3/8	18	**13.45**	18	13.4	81	90°	4

∗ Other coatings are available on your request

◎ : Excellent ○ : Good

ISO	P											M			K					
Material Description	Non-alloy steel					Low alloy steel				High alloyed steel, and tool steel		Stainless steel			Grey cast iron		Nodular cast iron		Malleable cast iron	
VDI 3323	1	2	3	4	5	6	7	8	9	10	11	12	13	14	15	16	17	18	19	20
HRc		13	25	28	32	10	29	32	38	15	35	15	23	10	10	26	3	25		21
HB	125	190	250	270	300	180	275	300	350	200	325	200	240	180	180	260	160	250	130	230
Recommended	◎	◎	◎	◎	◎	◎	◎	◎	◎	◎	◎	○	○	○	◎	◎	◎	◎	◎	◎

ISO	N										S							H			
Material Description	Aluminum-wrought alloy		Aluminum-cast, alloyed			Copper and Copper Alloys (Bronze / Brass)			Non Metallic Materials		Heat Resistant Super Alloys					Titanium Alloys		Hardened steel		Chilled Cast Iron	Hardened Cast Iron
VDI 3323	21	22	23	24	25	26	27	28	29	30	31	32	33	34	35	36	37	38	39	40	41
HRc											15	30	25	38	34			55	60	42	55
HB	60	100	75	90	130	110	90	100			200	280	250	350	320	400Rm	1050Rm	550	630	400	550
Recommended	◎	◎	◎	◎	◎	◎	◎	◎	◎	◎	○	○	○	○	○	○	○				

THREAD MILLS

L12D1 SERIES

M — Solid Carbide Miniature Thread Mill for ISO Metric Internal Thread - DIN13

VOLLHARTMETALL MINI-GEWINDEFRÄSER für ISO METRISCHE INNENGEWINDE - DIN13
FRAISES A FILETER À TOURBILLONNER CARBURE MONOBLOC POUR FILETAGE ISO INTER MÉTRIQUE - DIN13
Mini frese per filettature interne ISO metriche passo grosso - DIN 13

▶ Short thread length ▶ Kurze Gewindelänge

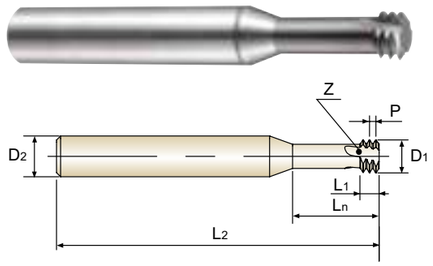

Thread Depth
2×D

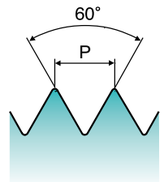

Material groups MU | CARBIDE | DIN 6535HA | 60° | R15

Recommended Cutting Page : P.60

Unit : mm

EDP No.	Nominal Diameter [D]	Pitch	Cutter Diameter	Shank Diameter	Thread Length	Neck Length	Overall Length	No. of Flute
TiAlN		P	D1	D2	L1	Ln	L2	Z
L12D1010	M1	0.25	**0.70**	3	0.75	2.1	30	3
L12D1050	M1.2	0.25	**0.90**	3	0.75	2.5	30	3
L12D1070	M1.4	0.3	**1.04**	3	0.90	2.9	30	3
L12D1090	M1.6	0.35	**1.18**	3	1.05	3.4	30	3
L12D1130	M2	0.4	**1.52**	6	1.2	4.2	57	3
L12D1150	M2.2	0.45	**1.66**	6	1.35	4.6	57	3
L12D1170	M2.5	0.45	**1.96**	6	1.35	5.3	57	3
L12D1200	M3	0.5	**2.4**	6	1.5	6.3	57	3
L12D1240	M4	0.7	**3.16**	6	2.1	8.4	57	3
L12D1280	M5	0.8	**4.04**	6	2.4	10.5	57	3
L12D1310	M6	1.0	**4.8**	6	3.0	12.6	57	3
L12D1360	M8	1.25	**6.5**	8	3.75	16.8	63	3
L12D1420	M10	1.5	**8.2**	10	4.5	21.0	73	3
L12D1500	M12	1.75	**9.9**	10	5.25	25.2	73	3

∗ Other coatings are available on your request

◎ : Excellent ○ : Good

ISO	P											M			K					
Material Description	Non-alloy steel					Low alloy steel				High alloyed steel, and tool steel		Stainless steel			Grey cast iron		Nodular cast iron		Malleable cast iron	
VDI 3323	1	2	3	4	5	6	7	8	9	10	11	12	13	14	15	16	17	18	19	20
HRc		13	25	28	32	10	29	32	38	15	35	15	23	10	10	26	3	25		21
HB	125	190	250	270	300	180	275	300	350	200	325	200	240	180	180	260	160	250	130	230
Recommended	◎	◎	◎	◎	◎	◎	◎	◎	◎	◎	◎	○	○	○	◎	◎	◎	◎	◎	◎

ISO	N										S							H			
Material Description	Aluminum-wrought alloy		Aluminum-cast, alloyed			Copper and Copper Alloys (Bronze / Brass)			Non Metallic Materials		Heat Resistant Super Alloys					Titanium Alloys		Hardened steel		Chilled Cast Iron	Hardened Cast Iron
VDI 3323	21	22	23	24	25	26	27	28	29	30	31	32	33	34	35	36	37	38	39	40	41
HRc											15	30	25	38	34			55	60	42	55
HB	60	100	75	90	130	110	90	100			200	280	250	350	320	400Rm	1050Rm	550	630	400	550
Recommended	◎	◎	◎	◎	◎	◎	◎	◎	◎	◎	○	○	○	○	○	○	○				

THREAD MILLS

L12D3 SERIES

UNC — Solid Carbide Miniature Thread Mill for UNC Internal Thread - ANSI B 1.1

VOLLHARTMETALL MINI-GEWINDEFRÄSER für UNC INNENGEWINDE - ANSI B 1.1
FRAISES A FILETER À TOURBILLONNER CARBURE MONOBLOC POUR FILETAGE POUR FILETAGE INTER UNC- ANSI B 1.1
Mini frese per filettature interne unificato passo grosso - ANSI B 1.1

▶ Short thread length ▶ Kurze Gewindelänge

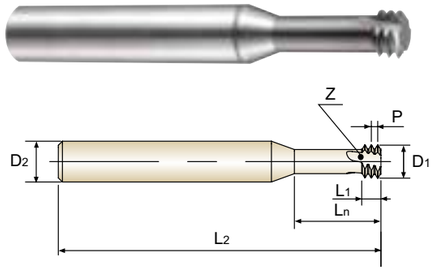

Thread Depth
2×D

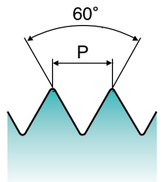

Material groups MU | CARBIDE | DIN 6535HA | 60° | R15

Recommended Cutting Page : P.61

Unit : mm

EDP No.	Nominal Diameter [D]	T.P.I	Cutter Diameter	Shank Diameter	Thread Length	Neck Length	Overall Length	No. of Flute
TiAlN			D1	D2	L1	Ln	L2	Z
L12D3040	#1	64	**1.38**	6	1.19	3.9	57	3
L12D3080	#2	56	**1.64**	6	1.36	4.6	57	3
L12D3160	#4	40	**2.08**	6	1.91	6.0	57	3
L12D3240	#6	32	**2.55**	6	2.38	7.4	57	3
L12D3280	#8	32	**3.21**	6	2.38	8.7	57	3
L12D3320	#10	24	**3.56**	6	3.18	10.1	57	3
L12D3360	#12	24	**4.22**	6	3.18	11.5	57	3
L12D3400	1/4	20	**4.83**	6	3.81	13.3	57	3
L12D3440	5/16	18	**6.24**	8	4.23	16.7	63	3
L12D3480	3/8	16	**7.62**	8	4.76	20.0	63	3
L12D3520	7/16	14	**8.94**	10	5.44	23.3	73	3

∗ Other coatings are available on your request

◎ : Excellent ○ : Good

ISO	P											M			K					
Material Description	Non-alloy steel					Low alloy steel				High alloyed steel, and tool steel		Stainless steel			Grey cast iron		Nodular cast iron		Malleable cast iron	
VDI 3323	1	2	3	4	5	6	7	8	9	10	11	12	13	14	15	16	17	18	19	20
HRc		13	25	28	32	10	29	32	38	15	35	15	23	10	10	26	3	25		21
HB	125	190	250	270	300	180	275	300	350	200	325	200	240	180	180	260	160	250	130	230
Recommended	◎	◎	◎	◎	◎	◎	◎	◎	◎	◎	◎	○	○	○	◎	◎	◎	◎	◎	◎

ISO	N										S							H			
Material Description	Aluminum-wrought alloy		Aluminum-cast, alloyed			Copper and Copper Alloys (Bronze / Brass)			Non Metallic Materials		Heat Resistant Super Alloys					Titanium Alloys		Hardened steel		Chilled Cast Iron	Hardened Cast Iron
VDI 3323	21	22	23	24	25	26	27	28	29	30	31	32	33	34	35	36	37	38	39	40	41
HRc											15	30	25	38	34			55	60	42	55
HB	60	100	75	90	130	110	90	100			200	280	250	350	320	400Rm	1050Rm	550	630	400	550
Recommended	◎	◎	◎	◎	◎	◎	◎	◎	◎	◎	○	○	○	○	○	○	○				

THREAD MILLS

L19E1 SERIES

M

Solid Carbide Miniature Thread Mill for Hard Materials, ISO Metric Internal Thread - DIN13

VOLLHARTMETALL MINI-GEWINDEFRÄSER für GEHÄRTETE MATERIALIEN, ISO METRISCHE INNENGEWINDE - DIN13
FRAISES À TOURBILLONNER CARBURE MONOBLOC POUR MATÉRIAUX DURS, FILETAGE ISO INTER MÉTRIQUE - DIN13
Mini frese per acciai temprati ISO metriche passo grosso - DIN 13

- ▶ Short thread length
- ▶ Straight Flute
- ▶ Left hand Cut (CNC code : M04)
- ▶ The work direction is from top to bottom (Climb Milling)
- ▶ For hard materials up to HRc62

- ▶ Kurze Gewindelänge
- ▶ Linksschneidend, geradegenutet
- ▶ Linksschneidend (CNC Befehl : M04)
- ▶ Die Fräsrichtung ist von oben nach unten (Gleichlauf)
- ▶ Für gehärtete Materialien bis zu HRc62

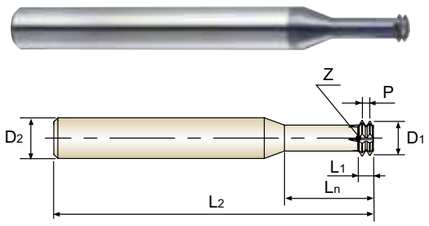

Thread Depth
2×D

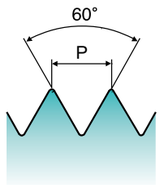

Material groups **HR** CARBIDE DIN 6535HA 60°

Recommended Cutting Page : P.61

Unit : mm

EDP No.	Nominal Diameter [D]	Pitch	Cutter Diameter	Shank Diameter	Thread Length	Neck Length	Overall Length	No. of Flute
AlTiN		P	D1	D2	L1	Ln	L2	Z
L19E1130	M2	0.4	**1.52**	6	0.8	4.2	57	4
L19E1150	M2.2	0.45	**1.66**	6	0.9	4.6	57	4
L19E1170	M2.5	0.45	**1.96**	6	0.9	5.3	57	4
L19E1200	M3	0.5	**2.4**	6	1.0	6.3	57	4
L19E1240	M4	0.7	**3.16**	6	1.4	8.4	57	4
L19E1280	M5	0.8	**4.04**	6	1.6	10.5	57	4
L19E1310	M6	1.0	**4.8**	6	2.0	12.6	57	5
L19E1360	M8	1.25	**6.5**	8	2.5	16.8	63	5
L19E1420	M10	1.5	**8.2**	10	3.0	21.0	73	6
L19E1500	M12	1.75	**9.9**	10	3.5	25.2	73	6

∗ Other coatings are available on your request

◎ : Excellent ○ : Good

ISO	P											M			K					
Material Description	Non-alloy steel					Low alloy steel				High alloyed steel, and tool steel		Stainless steel			Grey cast iron		Nodular cast iron		Malleable cast iron	
VDI 3323	1	2	3	4	5	6	7	8	9	10	11	12	13	14	15	16	17	18	19	20
HRc		13	25	28	32	10	29	32	38	15	35	15	23	10	10	26	3	25		21
HB	125	190	250	270	300	180	275	300	350	200	325	200	240	180	180	260	160	250	130	230
Recommended						○	○	○	○	○	○	○	○	○	◎	◎	◎	◎	◎	◎

ISO	N										S							H			
Material Description	Aluminum-wrought alloy		Aluminum-cast, alloyed			Copper and Copper Alloys (Bronze / Brass)			Non Metallic Materials		Heat Resistant Super Alloys					Titanium Alloys		Hardened steel		Chilled Cast Iron	Hardened Cast Iron
VDI 3323	21	22	23	24	25	26	27	28	29	30	31	32	33	34	35	36	37	38	39	40	41
HRc											15	30	25	38	34			55	60	42	55
HB	60	100	75	90	130	110	90	100			200	280	250	350	320	400Rm	1050Rm	550	630	400	550
Recommended											◎	◎	◎	◎	◎	○	○	◎	◎	◎	◎

THREAD MILLS

L19E3 SERIES

UNC

Solid Carbide Miniature Thread Mill for Hard Materials, UNC Internal Thread - ANSI B 1.1

VOLLHARTMETALL MINI-GEWINDEFRÄSER für GEHÄRTETE MATERIALIEN, UNC INNENGEWINDE - ANSI B 1.1
FRAISES À TOURBILLONNER CARBURE MONOBLOC POUR MATÉRIAUX DURS POUR FILETAGE INTER UNC - ANSI B 1.1
Mini frese per acciai temprati unificato passo grosso - ANSI B 1.1

- ▶ Short thread length
- ▶ Straight Flute
- ▶ Left hand Cut (CNC code : M04)
- ▶ The work direction is from top to bottom (Climb Milling)
- ▶ For hard materials up to HRc62

- ▶ Kurze Gewindelänge
- ▶ Linksschneidend, geradegenutet
- ▶ Linksschneidend (CNC Befehl : M04)
- ▶ Die Fräsrichtung ist von oben nach unten (Gleichlauf)
- ▶ Für gehärtete Materialien bis zu HRc62

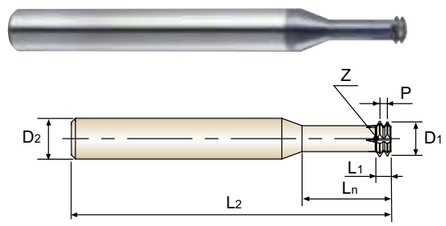

Thread Depth
2×D

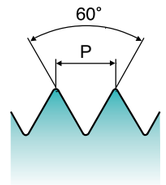

Material groups **HR** CARBIDE DIN 6535HA 60°

Recommended Cutting Page : P.61

Unit : mm

EDP No.	Nominal Diameter [D]	T.P.I	Cutter Diameter	Shank Diameter	Thread Length	Neck Length	Overall Length	No. of Flute
AlTiN			D1	D2	L1	Ln	L2	Z
L19E3080	#2	56	**1.64**	6	0.91	4.6	57	4
L19E3160	#4	40	**2.08**	6	1.27	6.0	57	4
L19E3240	#6	32	**2.55**	6	1.59	7.4	57	4
L19E3280	#8	32	**3.21**	6	1.59	8.7	57	4
L19E3320	#10	24	**3.56**	6	2.12	10.1	57	4
L19E3360	#12	24	**4.22**	6	2.12	11.5	57	4
L19E3400	1/4	20	**4.83**	6	2.54	13.3	57	5
L19E3440	5/16	18	**6.24**	8	2.82	16.7	63	5
L19E3480	3/8	16	**7.62**	8	3.18	20.0	63	6
L19E3520	7/16	14	**8.94**	10	3.63	23.3	73	6

∗ Other coatings are available on your request

◎ : Excellent ○ : Good

ISO	P											M			K					
Material Description	Non-alloy steel					Low alloy steel				High alloyed steel, and tool steel		Stainless steel			Grey cast iron		Nodular cast iron		Malleable cast iron	
VDI 3323	1	2	3	4	5	6	7	8	9	10	11	12	13	14	15	16	17	18	19	20
HRc		13	25	28	32	10	29	32	38	15	35	15	23	10	10	26	3	25		21
HB	125	190	250	270	300	180	275	300	350	200	325	200	240	180	180	260	160	250	130	230
Recommended						○	○	○	○	○	○	○	○	○	◎	◎	◎	◎	◎	◎

ISO	N										S							H			
Material Description	Aluminum-wrought alloy		Aluminum-cast, alloyed			Copper and Copper Alloys (Bronze / Brass)			Non Metallic Materials		Heat Resistant Super Alloys					Titanium Alloys		Hardened steel		Chilled Cast Iron	Hardened Cast Iron
VDI 3323	21	22	23	24	25	26	27	28	29	30	31	32	33	34	35	36	37	38	39	40	41
HRc											15	30	25	38	34			55	60	42	55
HB	60	100	75	90	130	110	90	100			200	280	250	350	320	400Rm	1050Rm	550	630	400	550
Recommended											◎	◎	◎	◎	◎	○	○	◎	◎	◎	◎

CARBIDE
HSS
THREAD MILLS
SYNCHRO TAPS
COMBO TAPS
YG TAP GENERAL
YG TAP STEEL
YG TAP HARDENED
YG TAP INOX
YG TAP CAST IRON
YG TAP ALU
YG TAP Ti Ni
YG TAP FORMING
NUT TAPS
STI TAPS
PIPE TAPS
TECHNICAL DATA

THREAD MILLS

UNCOATED **L41A1** SERIES
TiAlN **L42A1** SERIES

M Solid Carbide Drill and Thread Mill with Chamfer for ISO Metric Internal Thread - DIN 13

VOLLHARTMETALL BOHRGEWINDEFRÄSER MIT SENKFASE für ISO METRISCHE INNENGEWINDE - DIN 13
FRAISES À FILETER ET À PERCER CARBURE MONOBLOC AVEC CHANFREIN POUR FILETAGE INTER - DIN13
Fresa fora, filetta e smussa , filettature interne, ISO metriche passo grosso - DIN 13

- No. of Flute : 2
- Drill Point : 140° / Countersink : 90°
- Drilling, Chamfering and Thread milling

- Anz. der Nuten : 2
- 140° Spitzenwinkel, 90° Senkwinkel
- Bohren, Senken und Gewindefräsen

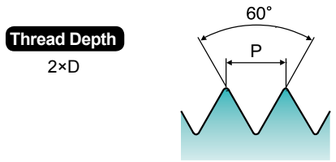

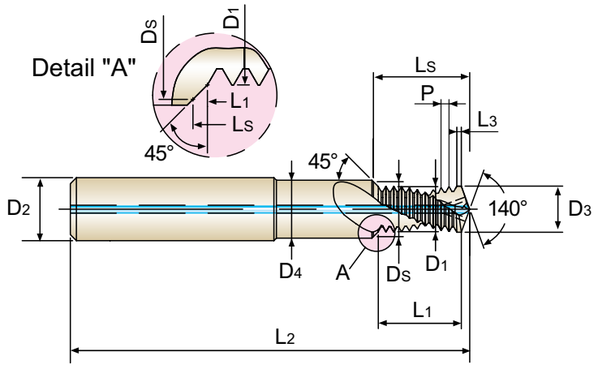

Material groups GG | Material groups AI | CARBIDE | DIN 6535HA | 60°

Recommended Cutting Page : P.61

Unit : mm

EDP No. Bright	EDP No. TiAlN	Nominal Diameter [D]	Pitch P	Cutter Diameter D1	Shank Diameter D2	Effect. Diameter Ds	Drill Diameter D3	Max. C'sink D4	Thread Length L1	Effect. Length Ls	Drill Length L3	Overall Length L2
L41A1310	L42A1310	M6	1.0	4.75	8	6.3	5.00	6.6	13.00	14.68	1.00	62
L41A1360	L42A1360	M8	1.25	6.35	10	8.3	6.75	9.0	16.27	18.48	1.25	74
L41A1420	L42A1420	M10	1.5	7.95	12	10.3	8.50	11.0	21.05	23.77	1.50	79
L41A1500	L42A1500	M12	1.75	9.95	14	12.3	10.25	13.5	24.21	27.25	1.50	89
L41A1540	L42A1540	M14	2.0	11.20	16	14.3	12.00	15.5	29.58	33.32	1.50	102

* Other coatings are available on your request

◎ : Excellent ○ : Good

ISO	P											M			K					
Material Description	Non-alloy steel					Low alloy steel				High alloyed steel, and tool steel		Stainless steel			Grey cast iron		Nodular cast iron		Malleable cast iron	
VDI 3323	1	2	3	4	5	6	7	8	9	10	11	12	13	14	15	16	17	18	19	20
HRc		13	25	28	32	10	29	32	38	15	35	15	23	10	10	26	3	25		21
HB	125	190	250	270	300	180	275	300	350	200	325	200	240	180	180	260	160	250	130	230
Recommended															◎	◎	◎	◎	◎	◎

ISO	N										S							H			
Material Description	Aluminum-wrought alloy		Aluminum-cast, alloyed			Copper and Copper Alloys (Bronze / Brass)			Non Metallic Materials		Heat Resistant Super Alloys					Titanium Alloys		Hardened steel		Chilled Cast Iron	Hardened Cast Iron
VDI 3323	21	22	23	24	25	26	27	28	29	30	31	32	33	34	35	36	37	38	39	40	41
HRc											15	30	25	38	34			55	60	42	55
HB	60	100	75	90	130	110	90	100			200	280	250	350	320	400Rm	1050Rm	550	630	400	550
Recommended	◎	◎	◎	◎	◎	◎	◎	◎	◎	◎											

THREAD MILLS

RECOMMENDED CUTTING CONDITIONS
EMPFOHLENE SCHNEIDKONDITIONEN

ISO	VDI 3323	Material Description	HB	HRc	L1211	L1212	L1213	L1214	L4211	L4212	L6215
					Vc (m/min)						
P	1	Non-alloy steel	125		80-120	80-120	80-120	80-120	80-120	80-120	80-120
	2		190	13	80-120	80-120	80-120	80-120	80-120	80-120	80-120
	3		250	25	80-120	80-120	80-120	80-120	80-120	80-120	80-120
	4		270	28	80-120	80-120	80-120	80-120	80-120	80-120	80-120
	5		300	32	80-120	80-120	80-120	80-120	80-120	80-120	80-120
	6	Low alloy steel	180	10	80-120	80-120	80-120	80-120	80-120	80-120	80-120
	7		275	29	80-120	80-120	80-120	80-120	80-120	80-120	80-120
	8		300	32	80-120	80-120	80-120	80-120	80-120	80-120	80-120
	9		350	38	80-120	80-120	80-120	80-120	80-120	80-120	80-120
	10	High alloyed steel, and tool steel	200	15	80-120	80-120	80-120	80-120	80-120	80-120	80-120
	11		325	35	80-120	80-120	80-120	80-120	80-120	80-120	80-120
M	12	Stainless steel	200	15	40-80	40-80	40-80	40-80	40-80	40-80	40-80
	13		240	23	40-80	40-80	40-80	40-80	40-80	40-80	40-80
	14		180	10	40-80	40-80	40-80	40-80	40-80	40-80	40-80
K	15	Grey cast iron	180	10	50-100	50-100	50-100	50-100	50-100	50-100	50-100
	16		260	26	50-100	50-100	50-100	50-100	50-100	50-100	50-100
	17	Nodular cast iron	160	3	50-100	50-100	50-100	50-100	50-100	50-100	50-100
	18		250	25	50-100	50-100	50-100	50-100	50-100	50-100	50-100
	19	Malleable cast iron	130		50-100	50-100	50-100	50-100	50-100	50-100	50-100
	20		230	21	50-100	50-100	50-100	50-100	50-100	50-100	50-100
N	21	Aluminum-wrought alloy	60		100-300	100-300	100-300	100-300	100-300	100-300	100-300
	22		100		100-300	100-300	100-300	100-300	100-300	100-300	100-300
	23	Aluminum-cast, alloyed	75		100-300	100-300	100-300	100-300	100-300	100-300	100-300
	24		90		100-300	100-300	100-300	100-300	100-300	100-300	100-300
	25		130		100-300	100-300	100-300	100-300	100-300	100-300	100-300
	26	Copper and Copper Alloys (Bronze / Brass)	110		100-300	100-300	100-300	100-300	100-300	100-300	100-300
	27		90		100-300	100-300	100-300	100-300	100-300	100-300	100-300
	28		100		100-300	100-300	100-300	100-300	100-300	100-300	100-300
	29	Non Metallic Materials			100-300	100-300	100-300	100-300	100-300	100-300	100-300
	30				100-300	100-300	100-300	100-300	100-300	100-300	100-300
S	31	Heat Resistant Super Alloys	200	15	20-60	20-60	20-60	20-60	20-60	20-60	20-60
	32		280	30	20-60	20-60	20-60	20-60	20-60	20-60	20-60
	33		250	25	20-60	20-60	20-60	20-60	20-60	20-60	20-60
	34		350	38	20-60	20-60	20-60	20-60	20-60	20-60	20-60
	35		320	34	20-60	20-60	20-60	20-60	20-60	20-60	20-60
	36	Titanium Alloys	400 Rm		20-60	20-60	20-60	20-60	20-60	20-60	20-60
	37		1050 Rm		20-60	20-60	20-60	20-60	20-60	20-60	20-60
H	38	Hardened steel	550	55							
	39		630	60							
	40	Chilled Cast Iron	400	42							
	41	Hardened Cast Iron	550	55							

THREAD MILLS

RECOMMENDED CUTTING CONDITIONS
EMPFOHLENE SCHNEIDKONDITIONEN

ISO	VDI 3323	Material Description	HB	HRc	L4271	L4272	L4273	L4274	L4276	L12D1
					Vc (m/min)					
P	1	Non-alloy steel	125		80-120	80-120	80-120	80-120	80-120	80-120
	2		190	13	80-120	80-120	80-120	80-120	80-120	80-120
	3		250	25	80-120	80-120	80-120	80-120	80-120	80-120
	4		270	28	80-120	80-120	80-120	80-120	80-120	80-120
	5		300	32	80-120	80-120	80-120	80-120	80-120	80-120
	6	Low alloy steel	180	10	80-120	80-120	80-120	80-120	80-120	80-120
	7		275	29	80-120	80-120	80-120	80-120	80-120	80-120
	8		300	32	80-120	80-120	80-120	80-120	80-120	80-120
	9		350	38	80-120	80-120	80-120	80-120	80-120	80-120
	10	High alloyed steel, and tool steel	200	15	80-120	80-120	80-120	80-120	80-120	80-120
	11		325	35	80-120	80-120	80-120	80-120	80-120	80-120
M	12	Stainless steel	200	15	40-80	40-80	40-80	40-80	40-80	40-80
	13		240	23	40-80	40-80	40-80	40-80	40-80	40-80
	14		180	10	40-80	40-80	40-80	40-80	40-80	40-80
K	15	Grey cast iron	180	10	50-100	50-100	50-100	50-100	50-100	50-100
	16		260	26	50-100	50-100	50-100	50-100	50-100	50-100
	17	Nodular cast iron	160	3	50-100	50-100	50-100	50-100	50-100	50-100
	18		250	25	50-100	50-100	50-100	50-100	50-100	50-100
	19	Malleable cast iron	130		50-100	50-100	50-100	50-100	50-100	50-100
	20		230	21	50-100	50-100	50-100	50-100	50-100	50-100
N	21	Aluminum-wrought alloy	60		100-300	100-300	100-300	100-300	100-300	100-300
	22		100		100-300	100-300	100-300	100-300	100-300	100-300
	23	Aluminum-cast, alloyed	75		100-300	100-300	100-300	100-300	100-300	100-300
	24		90		100-300	100-300	100-300	100-300	100-300	100-300
	25		130		100-300	100-300	100-300	100-300	100-300	100-300
	26	Copper and Copper Alloys (Bronze / Brass)	110		100-300	100-300	100-300	100-300	100-300	100-300
	27		90		100-300	100-300	100-300	100-300	100-300	100-300
	28		100		100-300	100-300	100-300	100-300	100-300	100-300
	29	Non Metallic Materials			100-300	100-300	100-300	100-300	100-300	100-300
	30				100-300	100-300	100-300	100-300	100-300	100-300
S	31	Heat Resistant Super Alloys	200	15	20-60	20-60	20-60	20-60	20-60	20-60
	32		280	30	20-60	20-60	20-60	20-60	20-60	20-60
	33		250	25	20-60	20-60	20-60	20-60	20-60	20-60
	34		350	38	20-60	20-60	20-60	20-60	20-60	20-60
	35		320	34	20-60	20-60	20-60	20-60	20-60	20-60
	36	Titanium Alloys	400 Rm		20-60	20-60	20-60	20-60	20-60	20-60
	37		1050 Rm		20-60	20-60	20-60	20-60	20-60	20-60
H	38	Hardened steel	550	55						
	39		630	60						
	40	Chilled Cast Iron	400	42						
	41	Hardened Cast Iron	550	55						

THREAD MILLS
RECOMMENDED CUTTING CONDITIONS
EMPFOHLENE SCHNEIDKONDITIONEN

VDI 3323	L12D3	L19E1	L19E3	L41A1 L42A1
	Vc (m/min)			
1	80-120			
2	80-120			
3	80-120			
4	80-120			
5	80-120			
6	80-120	80-120	80-120	
7	80-120	80-120	80-120	
8	80-120	80-120	80-120	
9	80-120	80-120	80-120	
10	80-120	80-120	80-120	
11	80-120	80-120	80-120	
12	40-80	40-80	40-80	
13	40-80	40-80	40-80	
14	40-80	40-80	40-80	
15	50-100	50-100	50-100	80-150
16	50-100	50-100	50-100	80-150
17	50-100	50-100	50-100	80-150
18	50-100	50-100	50-100	80-150
19	50-100	50-100	50-100	80-150
20	50-100	50-100	50-100	80-150
21	100-300			100-300
22	100-300			100-300
23	100-300			100-300
24	100-300			100-300
25	100-300			100-300
26	100-300			100-300
27	100-300			100-300
28	100-300			100-300
29	100-300			80-150
30	100-300			80-150
31	20-60	20-60	20-60	
32	20-60	20-60	20-60	
33	20-60	20-60	20-60	
34	20-60	20-60	20-60	
35	20-60	20-60	20-60	
36	20-60	20-60	20-60	
37	20-60	20-60	20-60	
38		25-60	25-60	
39		25-50	25-50	
40		25-70	25-70	
41		25-60	25-60	

TO CALCULATE SPEED & FEED RATES
SCHNITTGESCHWINDIGKEIT & VORSCHUB KALKULIEREN

Calculate R.P.M of Cutter

$$n = \frac{1000 \times V}{d \times \pi}$$

Calculate Feed per Revolution

$$F_1 = Fz \times Z \times N$$

Finally Calculate Feed at Tool Center Line

$$F_2 = \frac{F_1 \times (D - d)}{D}$$

N	RPM
V	Recommended Cutting Speed
d	Diameter of Cutter
Fz	Recommended Feed per Tooth
Z	Number of Teeth
F2	Feed at Center Line of Cutting
F1	Feed at Cutting Edge
D	Major Diameter of Component

THREAD MILLS

RECOMMENDED CUTTING CONDITIONS
EMPFOHLENE SCHNEIDKONDITIONEN

For Thread Mills

unit : mm

Materials	Hardness (HB)	Strength (N/mm²)	Feed per Tooth (fz)	
			Cutter Diameter ≤Ø8.0	Cutter Diameter >Ø8.0
Low Carbon Steels	≤ 200	≤ 700	0.02 - 0.04	0.04 - 0.10
Medium Carbon Steels High Carbon Steels	≤ 250	≤ 850	0.02 - 0.04	0.04 - 0.10
Alloy Steels	≤ 250	≤ 850	0.02 - 0.04	0.04 - 0.10
Heat Treated Steels	≤ 400	≤ 1400	0.02 - 0.04	0.04 - 0.10
Stainless Steels	≤ 300	≤ 1000	0.01 - 0.02	0.02 - 0.06
Cast Iron	≤ 300	≤ 1000	0.02 - 0.04	0.04 - 0.10
Chrome-Nickel Alloys Titanium Alloys	≤ 350	≤ 1200	0.01 - 0.02	0.02 - 0.06
Non Ferrous Materials	≤ 200	≤ 700	0.03 - 0.07	0.05 - 0.10

For Drill and Thread Mills

unit : mm

Material	Hardness (HB)	Strength (N/mm²)	Fz(Thread Milling) -Feed per Tooth		Fdr(Drilling) - Feed per revolution	
			Cutter Diameter ≤Ø8.0	Cutter Diameter >Ø8.0	Cutter Diameter ≤Ø8.0	Cutter Diameter >Ø8.0
Cast Iron	≤ 200	≤ 700	0.03-0.08	0.08-0.12	0.10-0.20	0.20-0.25
Aluminium Aluminium-alloy Magnesium	≤ 180	≤ 600	0.05-0.10	0.10-0.15	0.10-0.20	0.20-0.30
Plastics	-	-	0.05-0.10	0.10-0.15	0.10-0.20	0.20-0.30

For Hard Material Miniature Thread Mills

unit : mm

Material	Hardness	Strength (N/mm²)	Feed(mm/tooth)	
			Cutter Diameter ≤Ø6.0	Cutter Diameter >Ø6.0
Alloy Steel	295-415HB	1000-1400	0.02-0.04	0.04-0.06
Stainless Steel	280-415HB	950-1250	0.02-0.04	0.04-0.06
Cast Iron	≤ HB300	≤ 1000	0.03-0.05	0.05-0.07
Chrome-Nickel Alloys Titanium Alloys	≤ HB445	≤ 1500	0.02-0.03	0.03-0.05
Hardened Material	45-50HRc		0.03-0.05	0.05-0.07
	51-55HRc		0.02-0.04	0.04-0.06
	56-62HRc		0.01-0.03	0.03-0.05

SYNCHRO TAPS
SYNCHRO TAPS

- For High Speed Tapping on Rigid CNC Machine
- Für Hochgeschwindigkeits-Gewindebohren auf starren CNC-Maschinen

SELECTION GUIDE

THREADING TOOLS

HSS-PM SYNCHRO TAPS

For High Speed Tapping on Rigid CNC Machine

HOLE TYPE			Max. 2.5xD Blind Hole	Max. 3.0xD Through Hole	Max. 2.0xD Blind/Through Hole	Max. 3.0xD Blind/Through Hole
TOOL MATERIAL			HSS-PM			
CHAMFER LEAD ACC. TO DIN2197			C	B	C	C
FLUTE TYPE			Spiral Flute	Spiral Point	Straight Flute	Cold Forming
SPIRAL FLUTE ANGLE			R45	-	-	-
SERIES	M	DIN371/376	TTS31 (P.65)	TTS33 (P.66)	TKS35 (P.67)	TTS37 (P.68)
		DIN352				
		DIN357/LONG				
	MF	DIN374				
		DIN2181				
	UNC	DIN371/376				
		DIN351				
	UNF	DIN371/374				
		DIN2181				
	BSW	DIN2182/2183				
		DIN351				
	G(BSP)	DIN5156/5157				
	EG-M	DIN371/376				
	EG-UNC	DIN371/376				
	EG-UNF	DIN371/374				
SURFACE TREATMENT			TiN	TiN	TiCN	TiN
MODEL						

Please visit globalyg1.com/mat for material search

◎ : Excellent ○ : Good

Recommended cutting conditions : P.69

ISO	VDI 3323	Material Description	Composition / Structure / Heat Treatment		HB	HRc				
P	1	Non-alloy steel	About 0.15% C	Annealed	125		◎	◎	○	◎
	2		About 0.45% C	Annealed	190	13	◎	◎	○	◎
	3		About 0.45% C	Quenched & Tempered	250	25	◎	◎	○	◎
	4		About 0.75% C	Annealed	270	28	◎	◎	○	◎
	5		About 0.75% C	Quenched & Tempered	300	32				
	6	Low alloy steel		Annealed	180	10	◎	◎	○	◎
	7			Quenched & Tempered	275	29	◎	◎	○	◎
	8			Quenched & Tempered	300	32				
	9			Quenched & Tempered	350	38				
	10	High alloyed steel, and tool steel		Annealed	200	15				
	11			Quenched & Tempered	325	35				
M	12	Stainless steel	Ferritic / Martensitic	Annealed	200	15	◎	◎		◎
	13		Martensitic	Quenched & Tempered	240	23	◎	◎		◎
	14		Austenitic		180	10	○	○		◎
K	15	Grey cast iron	Pearlitic / ferritic		180	10	○	○	◎	
	16		Pearlitic (Martensitic)		260	26			◎	
	17	Nodular cast iron	Ferritic		160	3	◎	◎	◎	
	18		Pearlitic		250	25			◎	
	19	Malleable cast iron	Ferritic		130				○	
	20		Pearlitic		230	21			○	
N	21	Aluminum-wrought alloy	Not Curable		60					◎
	22		Curable	Hardened	100					◎
	23	Aluminum-cast, alloyed	≤ 12% Si, Not Curable		75		◎	◎	○	◎
	24		≤ 12% Si, Curable	Hardened	90		◎	◎	○	◎
	25		> 12% Si, Not Curable		130		◎	◎	○	○
	26	Copper and Copper Alloys (Bronze / Brass)	Cutting Alloys, PB>1%		110		◎	◎		
	27		CuZn, CuSnZn (Brass)		90					
	28		CuSn, lead-free copper and electrolytic copper		100		○	○		◎
	29	Non Metallic Materials	Duroplastic, Fiber Reinforced Plastic							
	30		Rubber, Wood, etc.							
S	31	Heat Resistant Super Alloys	Fe Based	Annealed	200	15				
	32			Cured	280	30				
	33		Ni or Co Based	Annealed	250	25				
	34			Cured	350	38				
	35			Cast	320	34				
	36	Titanium Alloys	Pure Titanium		400 Rm					
	37		Alpha + Beta Alloys	Hardened	1050 Rm					
H	38	Hardened steel		Hardened	550	55				
	39			Hardened	630	60				
	40	Chilled Cast Iron		Cast	400	42				
	41	Hardened Cast Iron		Hardened	550	55				

CARBIDE
HSS
THREAD MILLS
SYNCHRO TAPS
COMBO TAPS
YG TAP GENERAL
YG TAP STEEL
YG TAP HARDENED
YG TAP INOX
YG TAP CAST IRON
YG TAP ALU
YG TAP Ti Ni
YG TAP FORMING
NUT TAPS
STI TAPS
PIPE TAPS
TECHNICAL DATA

SYNCHRO TAPS

TTS31 SERIES

M ISO metric coarse threads DIN 13

Metrisches ISO-Gewinde DIN 13
ISO MÉTRIQUE DIN13
ISO Metrico passo grosso DIN 13

- ▶ Coated HSS-PM(Powder Metallurgy) Taps for high-speed tapping on rigid CNC machines or equivalent machines
- ▶ Up to 3 times faster in tapping compared to conventional taps
- ▶ For high-speed synchro tapping, synchro holder for increasing tool life and thread quality is recommended
- ▶ High precision threads

- ▶ Beschichtete HSS-PM-Gewindebohrer zum Hochgeschwindigkeitsgewindebohren auf starren CNC-Maschinen oder gleichwertige Maschinen
- ▶ Bis zu dreimal schnelleres Gewindeschneiden als bei herkömmlichen Gewindebohrern
- ▶ Beim Hochgeschwindigkeits-Gewindebohren wird die Verwendung eines Synchrofutters zur Erhöhung der Werkzeugstandzeit und der Gewindequalität empfohlen
- ▶ Hoch präzise Gewinde

DIN 371

DIN 376

Hole type 2.5×D

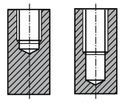

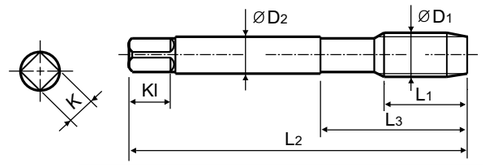

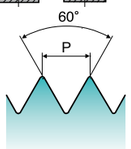

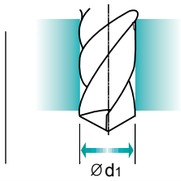

Material groups: GS | HSS-PM | DIN 371/376 | 6H | 60° | C | TiN | R45

Machine taps
Maschinengewindebohrer

Recommended Cutting Page : P.69

Unit : mm

SIZE	Pitch	EDP No.	Thread Length	Overall Length	Neck Length	Shank Diameter	Square Size	Square Length	No. of Flute	Tapping Drill Diameter
ØD1	P	TiN	L1	L2	L3	ØD2	K	Kl	Z	Ød1
M3	× 0.5	TTS31206	6	56	18	3.5	2.7	6	3	2.5
M4	× 0.7	TTS31246	7	63	21	4.5	3.4	6	3	3.3
M5	× 0.8	TTS31286	8	70	25	6	4.9	8	3	4.2
M6	× 1	TTS31316	10	80	30	6	4.9	8	3	5
M8	× 1.25	TTS31366	13	90	35	8	6.2	9	3	6.8
M10	× 1.5	TTS31426	15	100	39	10	8	11	3	8.5
M12	× 1.75	TTS31506	18	110	44	9	7	10	3	10.2
M14	× 2	TTS31546	20	110	44	11	9	12	3	12
M16	× 2	TTS31606	20	110	44	12	9	12	3	14
M18	× 2.5	TTS31656	25	125	50	14	11	14	4	15.5
M20	× 2.5	TTS31706	25	140	54	16	12	15	4	17.5

▶DIN 371(M3~M10) and DIN 376(M11~M20)
▶Coating(TiAlN) is available on your request.

◎ : Excellent ○ : Good

ISO	P											M			K					
Material Description	Non-alloy steel					Low alloy steel				High alloyed steel, and tool steel		Stainless steel			Grey cast iron		Nodular cast iron		Malleable cast iron	
VDI 3323	1	2	3	4	5	6	7	8	9	10	11	12	13	14	15	16	17	18	19	20
HRc		13	25	28	32	10	29	32	38	15	35	15	23	10	10	26	3	25		21
HB	125	190	250	270	300	180	275	300	350	200	325	200	240	180	180	260	160	250	130	230
Recommended	◎	◎	◎	◎		◎	◎					◎	◎	○	○		◎			

ISO	N										S							H		
Material Description	Aluminum-wrought alloy		Aluminum-cast, alloyed			Copper and Copper Alloys (Bronze / Brass)			Non Metallic Materials		Heat Resistant Super Alloys					Titanium Alloys		Hardened steel	Chilled Cast Iron	Hardened Cast Iron
VDI 3323	21	22	23	24	25	26	27	28	29	30	31	32	33	34	35	36	37	38	39	40	41
HRc											15	30	25	38	34			55	60	42	55
HB	60	100	75	90	130	110	90	100			200	280	250	350	320	400Rm	1050Rm	550	630	400	550
Recommended			◎	◎	◎	◎		○													

SYNCHRO TAPS

TTS33 SERIES

M ISO metric coarse threads DIN 13

Metrisches ISO-Gewinde DIN 13
ISO MÉTRIQUE DIN13
ISO Metrico passo grosso DIN 13

- ▶ Coated HSS-PM(Powder Metallurgy) Taps for high-speed tapping on rigid CNC machines or equivalent machines
- ▶ Up to 3 times faster in tapping compared to conventional taps
- ▶ For high-speed synchro tapping, synchro holder for increasing tool life and thread quality is recommended
- ▶ High precision threads

- ▶ Beschichtete HSS-PM-Gewindebohrer zum Hochgeschwindigkeitsgewindebohren auf starren CNC-Maschinen oder gleichwertige Maschinen
- ▶ Bis zu dreimal schnelleres Gewindeschneiden als bei herkömmlichen Gewindebohrern
- ▶ Beim Hochgeschwindigkeits-Gewindebohren wird die Verwendung eines Synchrofutters zur Erhöhung der Werkzeugstandzeit und der Gewindequalität empfohlen
- ▶ Hoch präzise Gewinde

DIN 371

DIN 376

Hole type
3.0×D

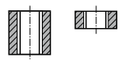

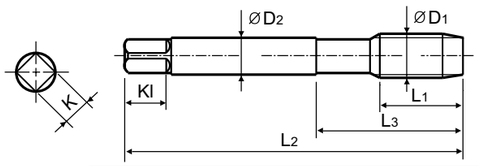

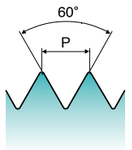

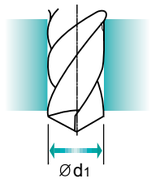

Material groups **GS** | HSS-PM | DIN 371/376 | 6HX | 60° | B | TiN

Machine taps
Maschinengewindebohrer

Recommended Cutting Page : P.69

Unit : mm

SIZE	Pitch	EDP No.	Thread Length	Overall Length	Neck Length	Shank Diameter	Square Size	Square Length	No. of Flute	Tapping Drill Diameter
ØD1	P	TiN	L1	L2	L3	ØD2	K	Kl	Z	Ød1
M3	× 0.5	**TTS33206**	5	56	18	3.5	2.7	6	3	2.5
M4	× 0.7	**TTS33246**	7	63	21	4.5	3.4	6	3	3.3
M5	× 0.8	**TTS33286**	8	70	25	6	4.9	8	3	4.2
M6	× 1	**TTS33316**	10	80	30	6	4.9	8	3	5
M8	× 1.25	**TTS33366**	13	90	35	8	6.2	9	3	6.8
M10	× 1.5	**TTS33426**	15	100	39	10	8	11	3	8.5
M12	× 1.75	**TTS33506**	18	110	44	9	7	10	4	10.2
M14	× 2	**TTS33546**	20	110	44	11	9	12	4	12
M16	× 2	**TTS33606**	20	110	44	12	9	12	4	14
M18	× 2.5	**TTS33656**	25	125	50	14	11	14	4	15.5
M20	× 2.5	**TTS33706**	25	140	54	16	12	15	4	17.5

▶DIN 371(M3~M10) and DIN 376(M11~M20)
▶Coating(TiAlN) is available on your request.

◎ : Excellent ○ : Good

ISO	P											M			K					
Material Description	Non-alloy steel					Low alloy steel				High alloyed steel, and tool steel		Stainless steel			Grey cast iron		Nodular cast iron		Malleable cast iron	
VDI 3323	1	2	3	4	5	6	7	8	9	10	11	12	13	14	15	16	17	18	19	20
HRc		13	25	28	32	10	29	32	38	15	35	15	23	10	10	26	3	25		21
HB	125	190	250	270	300	180	275	300	350	200	325	200	240	180	180	260	160	250	130	230
Recommended	◎	◎	◎	◎		◎	◎					◎	◎	○	○		◎			

ISO	N										S							H			
Material Description	Aluminum-wrought alloy		Aluminum-cast, alloyed			Copper and Copper Alloys (Bronze / Brass)			Non Metallic Materials		Heat Resistant Super Alloys					Titanium Alloys		Hardened steel		Chilled Cast Iron	Hardened Cast Iron
VDI 3323	21	22	23	24	25	26	27	28	29	30	31	32	33	34	35	36	37	38	39	40	41
HRc											15	30	25	38	34			55	60	42	55
HB	60	100	75	90	130	110	90	100			200	280	250	350	320	400Rm	1050Rm	550	630	400	550
Recommended			◎	◎	◎	◎		○													

SYNCHRO TAPS

TKS35 SERIES

M ISO metric coarse threads DIN 13

Metrisches ISO-Gewinde DIN 13
ISO MÉTRIQUE DIN13
ISO Metrico passo grosso DIN 13

- ▶ Coated HSS-PM(Powder Metallurgy) Taps for high-speed tapping on rigid CNC machines or equivalent machines
- ▶ Up to 3 times faster in tapping compared to conventional taps
- ▶ For high-speed synchro tapping, synchro holder for increasing tool life and thread quality is recommended
- ▶ High precision threads

- ▶ Beschichtete HSS-PM-Gewindebohrer zum Hochgeschwindigkeitsgewindebohren auf starren CNC-Maschinen oder gleichwertige Maschinen
- ▶ Bis zu dreimal schnelleres Gewindeschneiden als bei herkömmlichen Gewindebohrern
- ▶ Beim Hochgeschwindigkeits-Gewindebohren wird die Verwendung eines Synchrofutters zur Erhöhung der Werkzeugstandzeit und der Gewindequalität empfohlen
- ▶ Hoch präzise Gewinde

DIN 371

DIN 376

Hole type
2.0×D

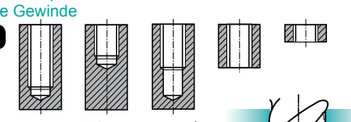

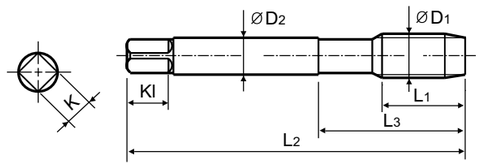

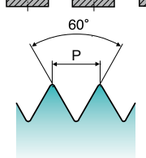

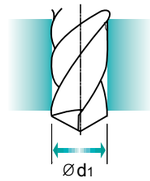

Material groups **GS** | HSS-PM | DIN 371/376 | 6HX | 60° | C | TiCN

Machine taps
Maschinengewindebohrer

Recommended Cutting Page : P.69

Unit : mm

SIZE	Pitch	EDP No.	Thread Length	Overall Length	Neck Length	Shank Diameter	Square Size	Square Length	No. of Flute	Tapping Drill Diameter
ØD1	P	TiCN	L1	L2	L3	ØD2	K	Kl	Z	Ød1
M3	× 0.5	**TKS35206**	5	56	18	3.5	2.7	6	3	2.5
M4	× 0.7	**TKS35246**	7	63	21	4.5	3.4	6	3	3.3
M5	× 0.8	**TKS35286**	8	70	25	6	4.9	8	3	4.2
M6	× 1	**TKS35316**	10	80	30	6	4.9	8	3	5
M8	× 1.25	**TKS35366**	13	90	35	8	6.2	9	3	6.8
M10	× 1.5	**TKS35426**	15	100	39	10	8	11	4	8.5
M12	× 1.75	**TKS35506**	18	110	44	9	7	10	4	10.2
M14	× 2	**TKS35546**	20	110	44	11	9	12	4	12
M16	× 2	**TKS35606**	20	110	44	12	9	12	4	14
M18	× 2.5	**TKS35656**	25	125	50	14	11	14	4	15.5
M20	× 2.5	**TKS35706**	25	140	54	16	12	15	4	17.5

▶DIN 371(M3~M10) and DIN 376(M11~M20)
▶Coating(TiAlN) is available on your reqest.

◎ : Excellent ○ : Good

ISO	P											M			K					
Material Description	Non-alloy steel					Low alloy steel				High alloyed steel, and tool steel		Stainless steel			Grey cast iron		Nodular cast iron		Malleable cast iron	
VDI 3323	1	2	3	4	5	6	7	8	9	10	11	12	13	14	15	16	17	18	19	20
HRc		13	25	28	32	10	29	32	38	15	35	15	23	10	10	26	3	25		21
HB	125	190	250	270	300	180	275	300	350	200	325	200	240	180	180	260	160	250	130	230
Recommended	○	○	○	○		○	○								◎	◎	◎	◎	○	○

ISO	N										S							H			
Material Description	Aluminum-wrought alloy		Aluminum-cast, alloyed			Copper and Copper Alloys (Bronze / Brass)			Non Metallic Materials		Heat Resistant Super Alloys					Titanium Alloys		Hardened steel		Chilled Cast Iron	Hardened Cast Iron
VDI 3323	21	22	23	24	25	26	27	28	29	30	31	32	33	34	35	36	37	38	39	40	41
HRc											15	30	25	38	34			55	60	42	55
HB	60	100	75	90	130	110	90	100			200	280	250	350	320	400Rm	1050Rm	550	630	400	550
Recommended			○	○	○																

CARBIDE
HSS
THREAD MILLS
SYNCHRO TAPS
COMBO TAPS
YG TAP GENERAL
YG TAP STEEL
YG TAP HARDENED
YG TAP INOX
YG TAP CAST IRON
YG TAP ALU
YG TAP Ti Ni
YG TAP FORMING
NUT TAPS
STI TAPS
PIPE TAPS
TECHNICAL DATA

SYNCHRO TAPS

TTS37 SERIES

M ISO metric coarse threads DIN 13

Metrisches ISO-Gewinde DIN 13
ISO MÉTRIQUE DIN13
ISO Metrico passo grosso DIN 13

- ▶ Coated HSS-PM(Powder Metallurgy) Taps for high-speed tapping on rigid CNC machines or equivalent machines
- ▶ Up to 3 times faster in tapping compared to conventional taps
- ▶ For high-speed synchro tapping, synchro holder for increasing tool life and thread quality is recommended
- ▶ High precision threads

- ▶ Beschichtete HSS-PM-Gewindebohrer zum Hochgeschwindigkeitsgewindebohren auf starren CNC-Maschinen oder gleichwertige Maschinen
- ▶ Bis zu dreimal schnelleres Gewindeschneiden als bei herkömmlichen Gewindebohrern
- ▶ Beim Hochgeschwindigkeits-Gewindebohren wird die Verwendung eines Synchrofutters zur Erhöhung der Werkzeugstandzeit und der Gewindequalität empfohlen
- ▶ Hoch präzise Gewinde

DIN 371

DIN 376

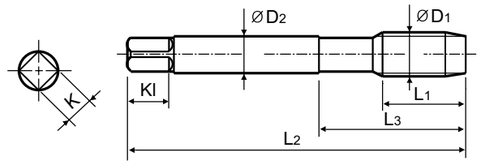

Hole type
3.0×D

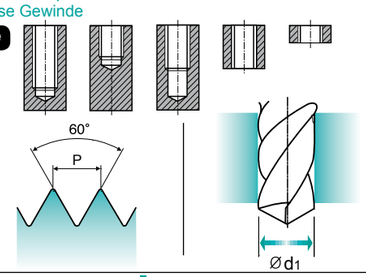

Material groups **GV** | HSS-PM | DIN 371/376 | 6HX | 60° | C | TiN

Cold forming taps
Gewindeformer

Recommended cutting : P.69

Unit : mm

SIZE	Pitch	EDP No.	Thread Length	Overall Length	Neck Length	Shank Diameter	Square Size	Square Length	Tapping Drill Diameter
ØD1	P	TiN	L1	L2	L3	ØD2	K	Kl	Ød1
M3	× 0.5	**TTS37206**	5	56	18	3.5	2.7	6	2.8
M4	× 0.7	**TTS37246**	7	63	21	4.5	3.4	6	3.7
M5	× 0.8	**TTS37286**	8	70	25	6	4.9	8	4.65
M6	× 1	**TTS37316**	10	80	30	6	4.9	8	5.55
M8	× 1.25	**TTS37366**	13	90	35	8	6.2	9	7.4
M10	× 1.5	**TTS37426**	15	100	39	10	8	11	9.3
M12	× 1.75	**TTS37506**	18	110	44	9	7	10	11.2

▶DIN 371(M3~M10) and DIN 376(M11~M12)

◎ : Excellent ○ : Good

ISO	P											M			K					
Material Description	Non-alloy steel					Low alloy steel				High alloyed steel, and tool steel		Stainless steel			Grey cast iron		Nodular cast iron		Malleable cast iron	
VDI 3323	1	2	3	4	5	6	7	8	9	10	11	12	13	14	15	16	17	18	19	20
HRc		13	25	28	32	10	29	32	38	15	35	15	23	10	10	26	3	25		21
HB	125	190	250	270	300	180	275	300	350	200	325	200	240	180	180	260	160	250	130	230
Recommended	◎	◎	◎	◎		◎	◎					◎	◎	◎						

ISO	N										S							H			
Material Description	Aluminum-wrought alloy		Aluminum-cast, alloyed			Copper and Copper Alloys (Bronze / Brass)			Non Metallic Materials		Heat Resistant Super Alloys					Titanium Alloys		Hardened steel		Chilled Cast Iron	Hardened Cast Iron
VDI 3323	21	22	23	24	25	26	27	28	29	30	31	32	33	34	35	36	37	38	39	40	41
HRc											15	30	25	38	34			55	60	42	55
HB	60	100	75	90	130	110	90	100			200	280	250	350	320	400Rm	1050Rm	550	630	400	550
Recommended	◎	◎	◎	◎	○			◎													

SYNCHRO TAPS

RECOMMENDED CUTTING CONDITIONS
EMPFOHLENE SCHNEIDKONDITIONEN

ISO	VDI 3323	Material Description	HB	HRc	TTS31	TTS33	TKS35	TTS37
					Vc (m/min)			
P	1	Non-alloy steel	125		41-46	41-46	41-46	41-46
	2		190	13	41-46	41-46	41-46	41-46
	3		250	25	35-40	35-40	35-40	35-40
	4		270	28	28-33	28-33	28-33	28-33
	5		300	32				
	6	Low alloy steel	180	10	28-33	28-33	28-33	28-33
	7		275	29	28-33	28-33	28-33	28-33
	8		300	32				
	9		350	38				
	10	High alloyed steel, and tool steel	200	15				
	11		325	35				
M	12	Stainless steel	200	15	18-23	18-23		18-23
	13		240	23	13-18	13-18		13-18
	14		180	10	10-14	10-14		10-14
K	15	Grey cast iron	180	10	28-33	28-33	28-33	
	16		260	26			13-18	
	17	Nodular cast iron	160	3	28-33	28-33	28-33	
	18		250	25			13-18	
	19	Malleable cast iron	130				28-33	
	20		230	21			13-18	
N	21	Aluminum-wrought alloy	60					28-33
	22		100					28-33
	23	Aluminum-cast, alloyed	75		41-46	41-46	41-46	41-46
	24		90		41-46	41-46	41-46	41-46
	25		130		30-35	30-35	30-35	30-35
	26	Copper and Copper Alloys (Bronze / Brass)	110		45-50	45-50		
	27		90					
	28		100		25-30	25-30		25-30
	29	Non Metallic Materials						
	30							
S	31	Heat Resistant Super Alloys	200	15				
	32		280	30				
	33		250	25				
	34		350	38				
	35		320	34				
	36	Titanium Alloys	400 Rm					
	37		1050 Rm					
H	38	Hardened steel	550	55				
	39		630	60				
	40	Chilled Cast Iron	400	42				
	41	Hardened Cast Iron	550	55				

CARBIDE
HSS
THREAD MILLS
SYNCHRO TAPS
COMBO TAPS
YG TAP GENERAL
YG TAP STEEL
YG TAP HARDENED
YG TAP INOX
YG TAP CAST IRON
YG TAP ALU
YG TAP Ti Ni
YG TAP FORMING
NUT TAPS
STI TAPS
PIPE TAPS
TECHNICAL DATA

Global Cutting Tool Leader **YG-1**

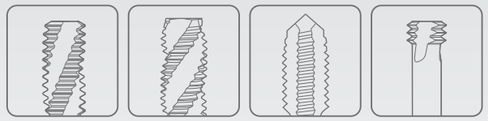

THREADING

Leading Through Innovation

HSS-E & HSS-PM

COMBO TAPS
COMBO GEWINDEBOHRER

- **For Multi Purpose Tapping**
  YG-1's Patent
- **Für Mehrbereichs-Gewindebohren**
  YG1´s Patent

SELECTION GUIDE

THREADING TOOLS

HSS-E & HSS-PM COMBO TAPS

For Multi Purpose Tapping
YG-1's Patent

Please visit globalyg1.com/mat for material search

◎ : Excellent ○ : Good

Recommended cutting conditions : P.114

HOLE TYPE			Max. 2.5xD Blind Hole					
TOOL MATERIAL			HSS-E					
CHAMFER LEAD ACC.TO DIN2197			C	C	C	C	C	C
FLUTE TYPE			Spiral Flute	Spiral Flute	Spiral Flute	Spiral Flute	Spiral Flute	Spiral Flute
SPIRAL FLUTE ANGLE			R40	R40	R40	R40	R40	R40
SERIES	M	DIN371/376	TC804 (P.76)	TD804 (P.76)	TB804 (P.76)	TCE05 (P.77)	TDE05 (P.77)	TBE05 (P.77)
		DIN352						
		DIN357/LONG						
	MF	DIN374	TC844 (P.81)	TD844 (P.81)	TB844 (P.81)	TCE09 (P.83)	TDE09 (P.83)	
		DIN2181						
	UNC	DIN371/376	TC824 (P.91)	TD824 (P.91)	TB824 (P.91)	TCE01 (P.92)	TDE01 (P.92)	
		DIN351						
	UNF	DIN371/374	TC864 (P.93)	TD864 (P.93)	TB864 (P.93)	TCE02 (P.94)	TDE02 (P.94)	
		DIN2181						
	BSW	DIN2182/2183						
		DIN351						
	G(BSP)	DIN5156/5157						
	EG-M	DIN371/376						
	EG-UNC	DIN371/376						
	EG-UNF	DIN371/374						
SURFACE TREATMENT			Bright	TiN	VAP	Bright	TiN	VAP
MODEL								

ISO	VDI 3323	Material Description	Composition / Structure / Heat Treatment		HB	HRC						
P	1	Non-alloy steel	About 0.15% C	Annealed	125		○	○	○	○	○	○
	2		About 0.45% C	Annealed	190	13	◎	◎	◎	◎	◎	◎
	3		About 0.45% C	Quenched & Tempered	250	25	◎	◎	◎	◎	◎	◎
	4		About 0.75% C	Annealed	270	28	◎	◎	◎	◎	◎	◎
	5		About 0.75% C	Quenched & Tempered	300	32	◎	◎	◎	◎	◎	◎
	6	Low alloy steel		Annealed	180	10	◎	◎	◎	◎	◎	◎
	7			Quenched & Tempered	275	29	◎	◎	◎	◎	◎	◎
	8			Quenched & Tempered	300	32	◎	◎	◎	◎	◎	◎
	9			Quenched & Tempered	350	38	◎	◎	◎	◎	◎	◎
	10	High alloyed steel, and tool steel		Annealed	200	15	○	○	○	○	○	○
	11			Quenched & Tempered	325	35						
M	12	Stainless steel	Ferritic / Martensitic	Annealed	200	15	◎	◎	◎	◎	◎	◎
	13		Martensitic	Quenched & Tempered	240	23	◎	◎	◎	◎	◎	◎
	14		Austenitic		180	10	◎	◎	◎	◎	◎	◎
K	15	Grey cast iron	Pearlitic / ferritic		180	10	◎	◎	◎	◎	◎	◎
	16		Pearlitic (Martensitic)		260	26	◎	◎	◎	◎	◎	◎
	17	Nodular cast iron	Ferritic		160	3	◎	◎	◎	◎	◎	◎
	18		Pearlitic		250	25	◎	◎	◎	◎	◎	◎
	19	Malleable cast iron	Ferritic		130							
	20		Pearlitic		230	21						
N	21	Aluminum-wrought alloy	Not Curable		60							
	22		Curable	Hardened	100							
	23	Aluminum-cast, alloyed	≤ 12% Si, Not Curable		75		◎	◎	◎	◎	◎	◎
	24		≤ 12% Si, Curable	Hardened	90							
	25		> 12% Si, Not Curable		130							
	26	Copper and Copper Alloys (Bronze / Brass)	Cutting Alloys, PB>1%		110		◎	◎	◎	◎	◎	◎
	27		CuZn, CuSnZn (Brass)		90		◎	◎	◎	◎	◎	◎
	28		CuSn, lead-free copper and electrolytic copper		100		◎	◎	◎	◎	◎	◎
	29	Non Metallic Materials	Duroplastic, Fiber Reinforced Plastic									
	30		Rubber, Wood, etc.									
S	31	Heat Resistant Super Alloys	Fe Based	Annealed	200	15						
	32			Cured	280	30						
	33		Ni or Co Based	Annealed	250	25						
	34			Cured	350	38						
	35			Cast	320	34						
	36	Titanium Alloys	Pure Titanium		400 Rm							
	37		Alpha + Beta Alloys	Hardened	1050 Rm							
H	38	Hardened steel		Hardened	550	55						
	39			Hardened	630	60						
	40	Chilled Cast Iron		Cast	400	42						
	41	Hardened Cast Iron		Hardened	550	55						

HOLE TYPE			Max. 2.5xD Blind Hole												
TOOL MATERIAL			HSS-E												HSS-PM
CHAMFER LEAD ACC.TO DIN2197			C	C	C	C	C	C	C	C	C	C	E	C	C
FLUTE TYPE			Spiral Flute	Spiral Flute	Spiral Flute	Spiral Flute	Spiral Flute	Spiral Flute	Spiral Flute	Spiral Flute	Spiral Flute	Spiral Flute	Spiral Flute	Spiral Flute	Spiral Flute
SPIRAL FLUTE ANGLE			R40	R40	R40	R40	R40	R40	R40	R40	R40	R40	R40	R45	R45
SERIES	M	DIN371/376	TCE06 (P.78)	TDE06 (P.78)	TBE06 (P.78)	TCE07 (P.79)	TDE07 (P.79)	TBE07 (P.79)	TCE08 (P.80)	TDE08 (P.80)	TBE08 (P.80)	TC804-IC (P.85)		TC807 (P.86)	TB744 (P.88)	TQ744 (P.88)
		DIN352														
		DIN357/LONG											TC633 (P.87)			
	MF	DIN374													TB754 (P.90)	TQ754 (P.89)
		DIN2181														
	UNC	DIN371/376														
		DIN351														
	UNF	DIN371/374														
		DIN2181														
	BSW	DIN2182/2183														
		DIN351														
	G(BSP)	DIN5156/5157														
	EG-M	DIN371/376														
	EG-UNC	DIN371/376														
	EG-UNF	DIN371/374														
SURFACE TREATMENT			Bright	TiN	VAP	Bright	TiN	VAP	Bright	TiN	VAP	Bright	Bright	Bright	VAP	VAP
MODEL																

ISO	VDI 3323	Material Description	Composition / Structure / Heat Treatment		HB	HRC											
P	1	Non-alloy steel	About 0.15% C	Annealed	125		○	○	○	○	○	○	○	○	○	○	○
	2		About 0.45% C	Annealed	190	13	◎	◎	◎	◎	◎	◎	◎	◎	◎	◎	○
	3		About 0.45% C	Quenched & Tempered	250	25	◎	◎	◎	◎	◎	◎	◎	◎	◎	◎	
	4		About 0.75% C	Annealed	270	28	◎	◎	◎	◎	◎	◎	◎	◎	◎	◎	○
	5		About 0.75% C	Quenched & Tempered	300	32	◎	◎	◎	◎	◎	◎	◎	◎	◎	◎	
	6	Low alloy steel		Annealed	180	10	◎	◎	◎	◎	◎	◎	◎	◎	◎	◎	○
	7			Quenched & Tempered	275	29	◎	◎	◎	◎	◎	◎	◎	◎	◎	◎	○
	8			Quenched & Tempered	300	32	◎	◎	◎	◎	◎	◎	◎	◎	◎	◎	
	9			Quenched & Tempered	350	38	◎	◎	◎	◎	◎	◎	◎	◎	◎	◎	
	10	High alloyed steel, and tool steel		Annealed	200	15	○	○	○	○	○	○	○	○	○	○	
	11			Quenched & Tempered	325	35											
M	12	Stainless steel	Ferritic / Martensitic	Annealed	200	15	◎	◎	◎	◎	◎	◎	◎	◎	◎	◎	◎
	13		Martensitic	Quenched & Tempered	240	23	◎	◎	◎	◎	◎	◎	◎	◎	◎	◎	◎
	14		Austenitic		180	10	◎	◎	◎	◎	◎	◎	◎	◎	◎	◎	◎
K	15	Grey cast iron	Pearlitic / ferritic		180	10	◎	◎	◎	◎	◎	◎	◎	◎	◎	◎	
	16		Pearlitic (Martensitic)		260	26	◎	◎	◎	◎	◎	◎	◎	◎	◎	◎	
	17	Nodular cast iron	Ferritic		160	3	◎	◎	◎	◎	◎	◎	◎	◎	◎	◎	
	18		Pearlitic		250	25	◎	◎	◎	◎	◎	◎	◎	◎	◎	◎	
	19	Malleable cast iron	Ferritic		130												
	20		Pearlitic		230	21											
N	21	Aluminum-wrought alloy	Not Curable		60												
	22		Curable	Hardened	100												
	23	Aluminum-cast, alloyed	≤ 12% Si, Not Curable		75		◎	◎	◎	◎	◎	◎	◎	◎	◎	◎	
	24		≤ 12% Si, Curable	Hardened	90												
	25		> 12% Si, Not Curable		130												
	26	Copper and Copper Alloys (Bronze / Brass)	Cutting Alloys, PB>1%		110		◎	◎	◎	◎	◎	◎	◎	◎	◎	◎	
	27		CuZn, CuSnZn (Brass)		90		◎	◎	◎	◎	◎	◎	◎	◎	◎	◎	
	28		CuSn, lead-free copper and electrolytic copper		100		◎	◎	◎	◎	◎	◎	◎	◎	◎	◎	○
	29	Non Metallic Materials	Duroplastic, Fiber Reinforced Plastic														
	30		Rubber, Wood, etc.														
S	31	Heat Resistant Super Alloys	Fe Based	Annealed	200	15											
	32			Cured	280	30											
	33		Ni or Co Based	Annealed	250	25											
	34			Cured	350	38											
	35			Cast	320	34											
	36	Titanium Alloys	Pure Titanium		400 Rm												
	37		Alpha + Beta Alloys	Hardened	1050 Rm												
H	38	Hardened steel		Hardened	550	55											
	39			Hardened	630	60											
	40	Chilled Cast Iron		Cast	400	42											
	41	Hardened Cast Iron		Hardened	550	55											

SELECTION GUIDE

THREADING TOOLS

HSS-E & HSS-PM COMBO TAPS

For Multi Purpose Tapping
YG-1's Patent

Please visit globalyg1.com/mat for material search

◎ : Excellent ○ : Good

Recommended cutting conditions : P.114

HOLE TYPE			Max. 3.0xD Through Hole					
TOOL MATERIAL			HSS-E					
CHAMFER LEAD ACC.TO DIN2197			B	B	B	B	B	B
FLUTE TYPE			Spiral Point	Spiral Point	Spiral Point	Spiral Point	Spiral Point	Spiral Point
SPIRAL FLUTE ANGLE			-	-	-	-	-	-
SERIES	M	DIN 371/376	TC814 (P.95)	TD814 (P.95)	TB814 (P.95)	TCJ05 (P.96)	TDJ05 (P.96)	TBJ05 (P.96)
		DIN352						
		DIN357/LONG						
	MF	DIN374	TC854 (P.100)	TD854 (P.100)	TB854 (P.100)	TCJ09 (P.102)	TDJ09 (P.102)	
		DIN2181						
	UNC	DIN 371/376	TC834 (P.109)	TD834 (P.109)	TB834 (P.109)	TCJ01 (P.110)	TDJ01 (P.110)	
		DIN351						
	UNF	DIN 371/374	TC874 (P.111)	TD874 (P.111)	TB874 (P.111)	TCJ02 (P.112)	TDJ02 (P.112)	
		DIN2181						
	BSW	DIN2182/2183						
		DIN351						
	G(BSP)	DIN5156/5157						
	EG-M	DIN 371/376						
	EG-UNC	DIN 371/376						
	EG-UNF	DIN 371/374						
SURFACE TREATMENT			Bright	TiN	VAP	Bright	TiN	VAP
MODEL								

ISO	VDI 3323	Material Description	Composition / Structure / Heat Treatment		HB	HRC						
P	1	Non-alloy steel	About 0.15% C	Annealed	125		○	○	○	○	○	○
	2		About 0.45% C	Annealed	190	13	◎	◎	◎	◎	◎	◎
	3		About 0.45% C	Quenched & Tempered	250	25	◎	◎	◎	◎	◎	◎
	4		About 0.75% C	Annealed	270	28	◎	◎	◎	◎	◎	◎
	5		About 0.75% C	Quenched & Tempered	300	32	◎	◎	◎	◎	◎	◎
	6	Low alloy steel		Annealed	180	10	◎	◎	◎	◎	◎	◎
	7			Quenched & Tempered	275	29	◎	◎	◎	◎	◎	◎
	8			Quenched & Tempered	300	32	◎	◎	◎	◎	◎	◎
	9			Quenched & Tempered	350	38	◎	◎	◎	◎	◎	◎
	10	High alloyed steel, and tool steel		Annealed	200	15	○	○	○	○	○	○
	11			Quenched & Tempered	325	35						
M	12	Stainless steel	Ferritic / Martensitic	Annealed	200	15	◎	◎	◎	◎	◎	◎
	13		Martensitic	Quenched & Tempered	240	23	◎	◎	◎	◎	◎	◎
	14		Austenitic		180	10	◎	◎	◎	◎	◎	◎
K	15	Grey cast iron	Pearlitic / ferritic		180	10	◎	◎	◎	◎	◎	◎
	16		Pearlitic (Martensitic)		260	26	◎	◎	◎	◎	◎	◎
	17	Nodular cast iron	Ferritic		160	3	◎	◎	◎	◎	◎	◎
	18		Pearlitic		250	25	◎	◎	◎	◎	◎	◎
	19	Malleable cast iron	Ferritic		130							
	20		Pearlitic		230	21						
N	21	Aluminum-wrought alloy	Not Curable		60							
	22		Curable	Hardened	100							
	23	Aluminum-cast, alloyed	≤ 12% Si, Not Curable		75		◎	◎	◎	◎	◎	◎
	24		≤ 12% Si, Curable	Hardened	90							
	25		> 12% Si, Not Curable		130							
	26	Copper and Copper Alloys (Bronze / Brass)	Cutting Alloys, PB>1%		110		◎	◎	◎	◎	◎	◎
	27		CuZn, CuSnZn (Brass)		90		◎	◎	◎	◎	◎	◎
	28		CuSn, lead-free copper and electrolytic copper		100		◎	◎	◎	◎	◎	◎
	29	Non Metallic Materials	Duroplastic, Fiber Reinforced Plastic									
	30		Rubber, Wood, etc.									
S	31	Heat Resistant Super Alloys	Fe Based	Annealed	200	15						
	32			Cured	280	30						
	33		Ni or Co Based	Annealed	250	25						
	34			Cured	350	38						
	35			Cast	320	34						
	36	Titanium Alloys	Pure Titanium		400 Rm							
	37		Alpha + Beta Alloys	Hardened	1050 Rm							
H	38	Hardened steel		Hardened	550	55						
	39			Hardened	630	60						
	40	Chilled Cast Iron		Cast	400	42						
	41	Hardened Cast Iron		Hardened	550	55						

Max. 3.0xD Through Hole																										
HSS-E																										HSS-PM
B	B	B	B	B	B	B	B	B	B	B	B	B	B	B	B	B	B	B	B	B	B	B	B	B	B	B
Spiral Point	Spiral Point	Spiral Point	Spiral Point	Spiral Point	Spiral Point	Spiral Point	Spiral Point	Spiral Point	Spiral Point	Spiral Point	Spiral Point	Spiral Point	Spiral Point	Spiral Point	Spiral Point	Spiral Point	Spiral Point	Spiral Point	Spiral Point	Spiral Point	Spiral Point	Spiral Point	Spiral Point	Spiral Point	Spiral Point	Spiral Point
-	-	-	-	-	-	-	-	-	-	-	-	-	-	-	-	-	-	-	-	-	-	-	-	-	-	-
TCJ06 (P.97)	TDJ06 (P.97)	TBJ06 (P.97)	TCJ07 (P.98)	TDJ07 (P.98)	TBJ07 (P.98)	TCJ08 (P.99)	TDJ08 (P.99)	TBJ08 (P.99)	TC814-IC (P.104)			TB428 (P.106)	TQ428 (P.106)	M
										TC445 (P.105)				
												TB438 (P.108)	TQ438 (P.107)	MF
														UNC
														UNF
														BSW
														G(BSP)
														EG-M
														EG-UNC
														EG-UNF
Bright	TiN	VAP	Bright	TiN	VAP	Bright	TiN	VAP	Bright	Bright	VAP	VAP		
○	○	○	○	○	○	○	○	○	○	○			1	P
◎	◎	◎	◎	◎	◎	◎	◎	◎	◎	◎	○	○	2	
◎	◎	◎	◎	◎	◎	◎	◎	◎	◎	◎			3	
◎	◎	◎	◎	◎	◎	◎	◎	◎	◎	◎	○	○	4	
◎	◎	◎	◎	◎	◎	◎	◎	◎	◎	◎			5	
◎	◎	◎	◎	◎	◎	◎	◎	◎	◎	◎	○	○	6	
◎	◎	◎	◎	◎	◎	◎	◎	◎	◎	◎	○	○	7	
◎	◎	◎	◎	◎	◎	◎	◎	◎	◎	◎			8	
◎	◎	◎	◎	◎	◎	◎	◎	◎	◎	◎			9	
○	○	○	○	○	○	○	○	○	○	○			10	
													11	
◎	◎	◎	◎	◎	◎	◎	◎	◎	◎	◎	◎	◎	12	M
◎	◎	◎	◎	◎	◎	◎	◎	◎	◎	◎	◎	◎	13	
◎	◎	◎	◎	◎	◎	◎	◎	◎	◎	◎	◎	◎	14	
◎	◎	◎	◎	◎	◎	◎	◎	◎	◎	◎			15	K
◎	◎	◎	◎	◎	◎	◎	◎	◎	◎	◎			16	
◎	◎	◎	◎	◎	◎	◎	◎	◎	◎	◎			17	
◎	◎	◎	◎	◎	◎	◎	◎	◎	◎	◎			18	
													19	
													20	
													21	N
													22	
◎	◎	◎	◎	◎	◎	◎	◎	◎	◎	◎			23	
													24	
													25	
◎	◎	◎	◎	◎	◎	◎	◎	◎	◎	◎			26	
◎	◎	◎	◎	◎	◎	◎	◎	◎	◎	◎			27	
◎	◎	◎	◎	◎	◎	◎	◎	◎	◎	◎	○	○	28	
													29	
													30	
													31	S
													32	
													33	
													34	
													35	
													36	
													37	
													38	H
													39	
													40	
													41	

COMBO TAP SETS

Combo Spiral Flute Taps

TB804SET5	TC804SET7
VAP	Bright
5pcs	7pcs

Combo Spiral Flute Taps + Gold-P Drill

TD804SET7-GLP195

TiN

14pcs



P.493

CARBIDE
HSS
THREAD MILLS
SYNCHRO TAPS
COMBO TAPS
YG TAP GENERAL
YG TAP STEEL
YG TAP HARDENED
YG TAP INOX
YG TAP CAST IRON
YG TAP ALU
YG TAP Ti Ni
YG TAP FORMING
NUT TAPS
STI TAPS
PIPE TAPS
TECHNICAL DATA

COMBO TAPS

Vap	TB804 SERIES
Bright	TC804 SERIES
TiN	TD804 SERIES

M ISO Metric coarse threads DIN 13

Metrisches ISO-Gewinde DIN 13
ISO MÉTRIQUE DIN13
ISO Metrico passo grosso DIN 13

▶ For using multi-purpose and correct thread profiles & long tool life due to special tap geometry. YG-1 company has a patent.

▶ Für vielfältigen Einsatz, genaue Gewindeprofile und lange Standzeitendank einer besonderen Schneidengeometrie. Von YG-1 patentiert.

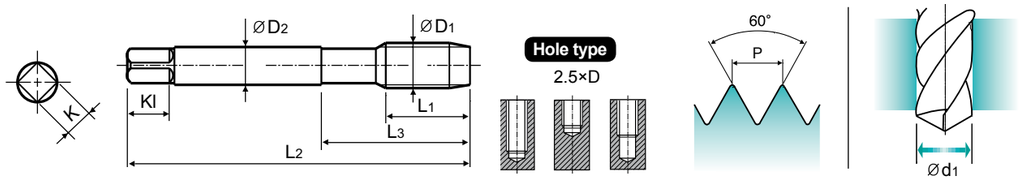

Material groups MU | HSS-E | DIN 371/376 | 6H | 60° | C | Vap Bright TiN | R40

Machine taps
Maschinengewindebohrer

Recommended Cutting Page : P.114

Unit : mm

SIZE	Pitch	EDP No.			Thread Length	Overall Length	Neck Length	Shank Diameter	Square Size	Square Length	No. of Flute	Tapping Drill Diameter
ØD1	P	Vap	Bright	TiN	L1	L2	L3	ØD2	K	Kl	Z	Ød1
M2	× 0.4	TB804136	TC804136	TD804136	8	45	13	2.8	2.1	5	3	1.6
M2.2	× 0.45	TB804156	TC804156	TD804156	8	45	13	2.8	2.1	5	3	1.75
M2.3	× 0.4	TB804196	TC804196	TD804196	8	45	13	2.8	2.1	5	3	1.9
M2.5	× 0.45	TB804176	TC804176	TD804176	9	50	15	2.8	2.1	5	3	2.05
M2.6	× 0.45	TB804496	TC804496	TD804496	9	50	15	2.8	2.1	5	3	2.1
M3	× 0.5	TB804206	TC804206	TD804206	6	56	18	3.5	2.7	6	3	2.5
M3.5	× 0.6	TB804226	TC804226	TD804226	7	56	20	4	3	6	3	2.9
M4	× 0.7	TB804246	TC804246	TD804246	7	63	21	4.5	3.4	6	3	3.3
M4.5	× 0.75	TB804266	TC804266	TD804266	8	70	25	6	4.9	8	3	3.7
M5	× 0.8	TB804286	TC804286	TD804286	8	70	25	6	4.9	8	3	4.2
M6	× 1	TB804316	TC804316	TD804316	10	80	30	6	4.9	8	3	5
M7	× 1	TB804346	TC804346	TD804346	10	80	30	7	5.5	8	3	6
M8	× 1.25	TB804366	TC804366	TD804366	13	90	35	8	6.2	9	3	6.8
M9	× 1.25	TB804396	TC804396	TD804396	13	90	35	9	7	10	3	7.8
M10	× 1.5	TB804426	TC804426	TD804426	15	100	39	10	8	11	3	8.5
M11	× 1.5	TB804466	TC804466	TD804466	17	100	40	8	6.2	9	3	9.5
M12	× 1.75	TB804506	TC804506	TD804506	18	110	44	9	7	10	3	10.2
M14	× 2	TB804546	TC804546	TD804546	20	110	44	11	9	12	3	12
M16	× 2	TB804606	TC804606	TD804606	20	110	44	12	9	12	3	14
M18	× 2.5	TB804656	TC804656	TD804656	25	125	50	14	11	14	4	15.5
M20	× 2.5	TB804706	TC804706	TD804706	25	140	54	16	12	15	4	17.5
M22	× 2.5	TB804746	TC804746	TD804746	25	140	54	18	14.5	17	4	19.5
M24	× 3	TB804786	TC804786	TD804786	30	160	60	18	14.5	17	4	21
M27	× 3	TB804866	TC804866	TD804866	30	160	60	20	16	19	4	24
M30	× 3.5	TB804946	TC804946	TD804946	35	180	70	22	18	21	4	26.5

▶DIN 371(M2~M10) and DIN 376(M11~M30)
* The other coating(TiCN or TiAlN) is available on your request.

◎ : Excellent ○ : Good

ISO	P											M			K					
Material Description	Non-alloy steel					Low alloy steel				High alloyed steel, and tool steel		Stainless steel			Grey cast iron		Nodular cast iron		Malleable cast iron	
VDI 3323	1	2	3	4	5	6	7	8	9	10	11	12	13	14	15	16	17	18	19	20
HRc		13	25	28	32	10	29	32	38	15	35	15	23	10	10	26	3	25		21
HB	125	190	250	270	300	180	275	300	350	200	325	200	240	180	180	260	160	250	130	230
Recommended	○	◎	◎	◎	◎	◎	◎	◎	◎	○		◎	◎	◎	◎	◎	◎	◎		

ISO	N										S							H		
Material Description	Aluminum-wrought alloy		Aluminum-cast, alloyed			Copper and Copper Alloys (Bronze / Brass)			Non Metallic Materials		Heat Resistant Super Alloys					Titanium Alloys		Hardened steel	Chilled Cast Iron	Hardened Cast Iron
VDI 3323	21	22	23	24	25	26	27	28	29	30	31	32	33	34	35	36	37	38	39	40	41
HRc											15	30	25	38	34			55	60	42	55
HB	60	100	75	90	130	110	90	100			200	280	250	350	320	400Rm	1050Rm	550	630	400	550
Recommended			◎			◎	◎	◎													

COMBO TAPS

Vap	TBE05 SERIES
Bright	TCE05 SERIES
TiN	TDE05 SERIES

M ISO Metric coarse threads DIN 13

Metrisches ISO-Gewinde DIN 13
ISO MÉTRIQUE DIN13
ISO Metrico passo grosso DIN 13

▶ For using multi-purpose and correct thread profiles & long tool life due to special tap geometry. YG-1 company has a patent.

▶ Für vielfältigen Einsatz, genaue Gewindeprofile und lange Standzeitendank einer besonderen Schneidengeometrie. Von YG-1 patentiert.

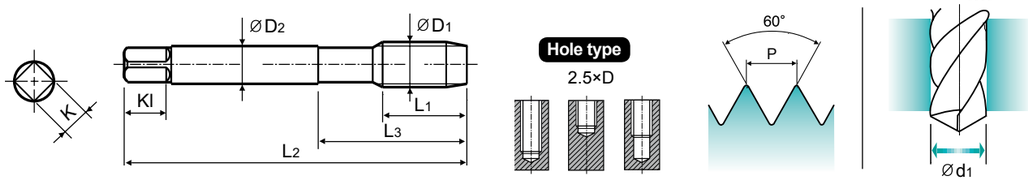

Material groups MU | HSS-E | DIN 371/376 | 4H | 60° | C | Vap Bright TiN | R40

Machine taps
Maschinengewindebohrer

Recommended Cutting Page : P.114

Unit : mm

SIZE	Pitch	EDP No.			Thread Length	Overall Length	Neck Length	Shank Diameter	Square Size	Square Length	No. of Flute	Tapping Drill Diameter
ØD1	P	Vap	Bright	TiN	L1	L2	L3	ØD2	K	Kl	Z	Ød1
M2	× 0.4	TBE05136	TCE05136	TDE05136	8	45	13	2.8	2.1	5	3	1.6
M2.2	× 0.45	TBE05156	TCE05156	TDE05156	8	45	13	2.8	2.1	5	3	1.75
M2.3	× 0.4	TBE05196	TCE05196	TDE05196	8	45	13	2.8	2.1	5	3	1.9
M2.5	× 0.45	TBE05176	TCE05176	TDE05176	9	50	15	2.8	2.1	5	3	2.05
M2.6	× 0.45	TBE05496	TCE05496	TDE05496	9	50	15	2.8	2.1	5	3	2.1
M3	× 0.5	TBE05206	TCE05206	TDE05206	6	56	18	3.5	2.7	6	3	2.5
M3.5	× 0.6	TBE05226	TCE05226	TDE05226	7	56	20	4	3	6	3	2.9
M4	× 0.7	TBE05246	TCE05246	TDE05246	7	63	21	4.5	3.4	6	3	3.3
M4.5	× 0.75	TBE05266	TCE05266	TDE05266	8	70	25	6	4.9	8	3	3.7
M5	× 0.8	TBE05286	TCE05286	TDE05286	8	70	25	6	4.9	8	3	4.2
M6	× 1	TBE05316	TCE05316	TDE05316	10	80	30	6	4.9	8	3	5
M7	× 1	TBE05346	TCE05346	TDE05346	10	80	30	7	5.5	8	3	6
M8	× 1.25	TBE05366	TCE05366	TDE05366	13	90	35	8	6.2	9	3	6.8
M9	× 1.25	TBE05396	TCE05396	TDE05396	13	90	35	9	7	10	3	7.8
M10	× 1.5	TBE05426	TCE05426	TDE05426	15	100	39	10	8	11	3	8.5
M11	× 1.5	TBE05466	TCE05466	TDE05466	17	100	40	8	6.2	9	3	9.5
M12	× 1.75	TBE05506	TCE05506	TDE05506	18	110	44	9	7	10	3	10.2
M14	× 2	TBE05546	TCE05546	TDE05546	20	110	44	11	9	12	3	12
M16	× 2	TBE05606	TCE05606	TDE05606	20	110	44	12	9	12	3	14
M18	× 2.5	TBE05656	TCE05656	TDE05656	25	125	50	14	11	14	4	15.5
M20	× 2.5	TBE05706	TCE05706	TDE05706	25	140	54	16	12	15	4	17.5
M22	× 2.5	TBE05746	TCE05746	TDE05746	25	140	54	18	14.5	17	4	19.5
M24	× 3	TBE05786	TCE05786	TDE05786	30	160	60	18	14.5	17	4	21
M27	× 3	TBE05866	TCE05866	TDE05866	30	160	60	20	16	19	4	24
M30	× 3.5	TBE05946	TCE05946	TDE05946	35	180	70	22	18	21	4	26.5

▶DIN 371(M2~M10) and DIN 376(M11~M30)
* The other coating(TiCN or TiAlN) is available on your request.

◎ : Excellent ○ : Good

ISO	P											M			K					
Material Description	Non-alloy steel					Low alloy steel				High alloyed steel, and tool steel		Stainless steel			Grey cast iron		Nodular cast iron		Malleable cast iron	
VDI 3323	1	2	3	4	5	6	7	8	9	10	11	12	13	14	15	16	17	18	19	20
HRc		13	25	28	32	10	29	32	38	15	35	15	23	10	10	26	3	25		21
HB	125	190	250	270	300	180	275	300	350	200	325	200	240	180	180	260	160	250	130	230
Recommended	○	◎	◎	◎	◎	◎	◎	◎	◎	○		◎	◎	◎	◎	◎	◎	◎		

ISO	N										S							H		
Material Description	Aluminum-wrought alloy		Aluminum-cast, alloyed			Copper and Copper Alloys (Bronze / Brass)			Non Metallic Materials		Heat Resistant Super Alloys					Titanium Alloys		Hardened steel	Chilled Cast Iron	Hardened Cast Iron
VDI 3323	21	22	23	24	25	26	27	28	29	30	31	32	33	34	35	36	37	38	39	40	41
HRc											15	30	25	38	34			55	60	42	55
HB	60	100	75	90	130	110	90	100			200	280	250	350	320	400Rm	1050Rm	550	630	400	550
Recommended			◎			◎	◎	◎													

YG COMBO TAPS

Vap **TBE06** SERIES
Bright **TCE06** SERIES
TiN **TDE06** SERIES

M ISO Metric coarse threads DIN 13

Metrisches ISO-Gewinde DIN 13
ISO MÉTRIQUE DIN13
ISO Metrico passo grosso DIN 13

▶ For using multi-purpose and correct thread profiles & long tool life due to special tap geometry. YG-1 company has a patent.

▶ Für vielfältigen Einsatz, genaue Gewindeprofile und lange Standzeitendank einer besonderen Schneidengeometrie. Von YG-1 patentiert.



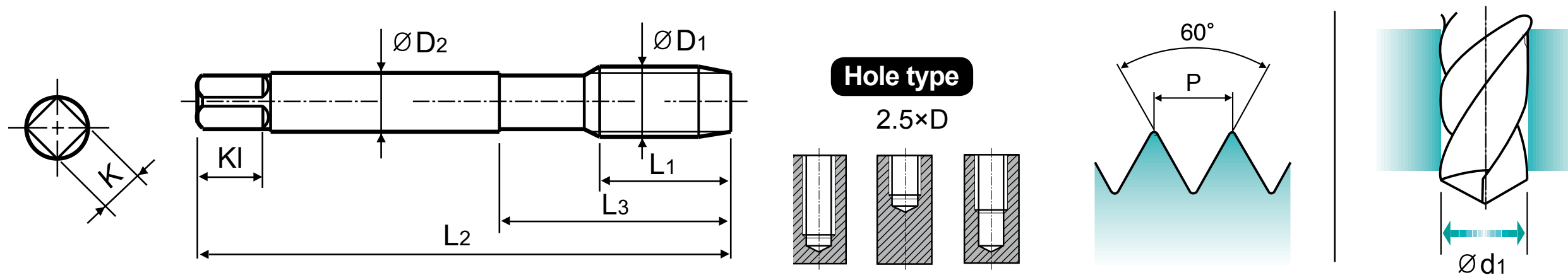

Material groups **MU** | HSS-E | DIN 371/376 | 6H+0.1 | 60° | C | Vap Bright TiN | R40

Machine taps
Maschinengewindebohrer

Recommended Cutting Page : P.114

Unit : mm

SIZE	Pitch	EDP No.			Thread Length	Overall Length	Neck Length	Shank Diameter	Square Size	Square Length	No. of Flute	Tapping Drill Diameter
ØD1	P	Vap	Bright	TiN	L1	L2	L3	ØD2	K	KI	Z	Ød1
M2	× 0.4	TBE06136	TCE06136	TDE06136	8	45	13	2.8	2.1	5	3	1.7
M2.2	× 0.45	TBE06156	TCE06156	TDE06156	8	45	13	2.8	2.1	5	3	1.85
M2.3	× 0.4	TBE06196	TCE06196	TDE06196	8	45	13	2.8	2.1	5	3	2
M2.5	× 0.45	TBE06176	TCE06176	TDE06176	9	50	15	2.8	2.1	5	3	2.15
M2.6	× 0.45	TBE06496	TCE06496	TDE06496	9	50	15	2.8	2.1	5	3	2.2
M3	× 0.5	TBE06206	TCE06206	TDE06206	6	56	18	3.5	2.7	6	3	2.6
M3.5	× 0.6	TBE06226	TCE06226	TDE06226	7	56	20	4	3	6	3	3
M4	× 0.7	TBE06246	TCE06246	TDE06246	7	63	21	4.5	3.4	6	3	3.4
M4.5	× 0.75	TBE06266	TCE06266	TDE06266	8	70	25	6	4.9	8	3	3.8
M5	× 0.8	TBE06286	TCE06286	TDE06286	8	70	25	6	4.9	8	3	4.3
M6	× 1	TBE06316	TCE06316	TDE06316	10	80	30	6	4.9	8	3	5.1
M7	× 1	TBE06346	TCE06346	TDE06346	10	80	30	7	5.5	8	3	6.1
M8	× 1.25	TBE06366	TCE06366	TDE06366	13	90	35	8	6.2	9	3	6.9
M9	× 1.25	TBE06396	TCE06396	TDE06396	13	90	35	9	7	10	3	7.9
M10	× 1.5	TBE06426	TCE06426	TDE06426	15	100	39	10	8	11	3	8.6
M11	× 1.5	TBE06466	TCE06466	TDE06466	17	100	40	8	6.2	9	3	9.6
M12	× 1.75	TBE06506	TCE06506	TDE06506	18	110	44	9	7	10	3	10.3
M14	× 2	TBE06546	TCE06546	TDE06546	20	110	44	11	9	12	3	12.1
M16	× 2	TBE06606	TCE06606	TDE06606	20	110	44	12	9	12	3	14.1
M18	× 2.5	TBE06656	TCE06656	TDE06656	25	125	50	14	11	14	4	15.6
M20	× 2.5	TBE06706	TCE06706	TDE06706	25	140	54	16	12	15	4	17.6
M22	× 2.5	TBE06746	TCE06746	TDE06746	25	140	54	18	14.5	17	4	19.6
M24	× 3	TBE06786	TCE06786	TDE06786	30	160	60	18	14.5	17	4	21.1
M27	× 3	TBE06866	TCE06866	TDE06866	30	160	60	20	16	19	4	24.1
M30	× 3.5	TBE06946	TCE06946	TDE06946	35	180	70	22	18	21	4	26.6

▶DIN 371(M2~M10) and DIN 376(M11~M30)
* The other coating(TiCN or TiAlN) is available on your request.

◎ : Excellent ○ : Good

ISO	P											M			K					
Material Description	Non-alloy steel					Low alloy steel				High alloyed steel, and tool steel		Stainless steel			Grey cast iron		Nodular cast iron		Malleable cast iron	
VDI 3323	1	2	3	4	5	6	7	8	9	10	11	12	13	14	15	16	17	18	19	20
HRc		13	25	28	32	10	29	32	38	15	35	15	23	10	10	26	3	25		21
HB	125	190	250	270	300	180	275	300	350	200	325	200	240	180	180	260	160	250	130	230
Recommended	○	◎	◎	◎	◎	◎	◎	◎	◎	○		◎	◎	◎	◎	◎	◎	◎		

ISO	N										S							H			
Material Description	Aluminum-wrought alloy		Aluminum-cast, alloyed			Copper and Copper Alloys (Bronze / Brass)			Non Metallic Materials		Heat Resistant Super Alloys					Titanium Alloys		Hardened steel		Chilled Cast Iron	Hardened Cast Iron
VDI 3323	21	22	23	24	25	26	27	28	29	30	31	32	33	34	35	36	37	38	39	40	41
HRc											15	30	25	38	34			55	60	42	55
HB	60	100	75	90	130	110	90	100			200	280	250	350	320	400Rm	1050Rm	550	630	400	550
Recommended			◎			◎	◎	◎													

YG COMBO TAPS

Vap **TBE07** SERIES
Bright **TCE07** SERIES
TiN **TDE07** SERIES

M ISO Metric coarse threads DIN 13

Metrisches ISO-Gewinde DIN 13
ISO MÉTRIQUE DIN13
ISO Metrico passo grosso DIN 13

▶ For using multi-purpose and correct thread profiles & long tool life due to special tap geometry. YG-1 company has a patent.

▶ Für vielfältigen Einsatz, genaue Gewindeprofile und lange Standzeitendank einer besonderen Schneidengeometrie. Von YG-1 patentiert.



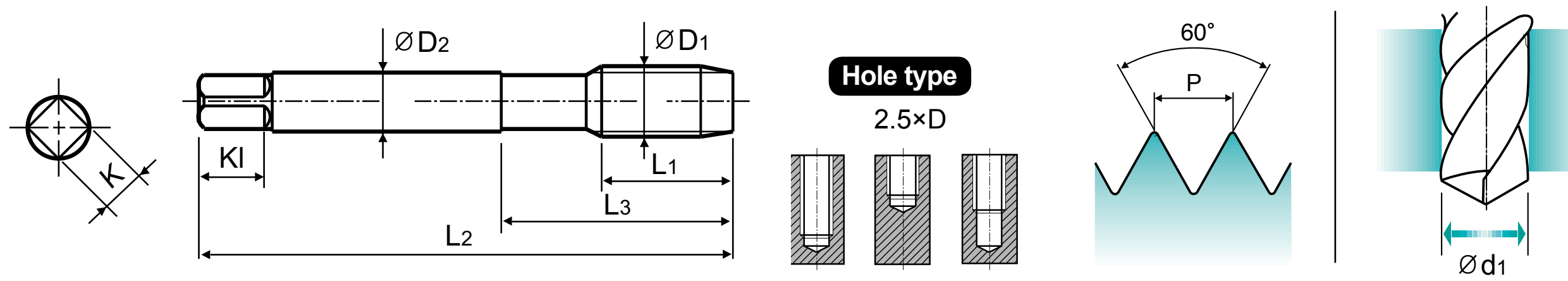

Material groups **MU** | HSS-E | DIN 371/376 | 6G | 60° | C | Vap Bright TiN | R40

Machine taps
Maschinengewindebohrer

Recommended Cutting Page : P.115

Unit : mm

SIZE	Pitch	EDP No.			Thread Length	Overall Length	Neck Length	Shank Diameter	Square Size	Square Length	No. of Flute	Tapping Drill Diameter
ØD1	P	Vap	Bright	TiN	L1	L2	L3	ØD2	K	KI	Z	Ød1
M2	× 0.4	TBE07136	TCE07136	TDE07136	8	45	13	2.8	2.1	5	3	1.6
M2.2	× 0.45	TBE07156	TCE07156	TDE07156	8	45	13	2.8	2.1	5	3	1.75
M2.3	× 0.4	TBE07196	TCE07196	TDE07196	8	45	13	2.8	2.1	5	3	1.9
M2.5	× 0.45	TBE07176	TCE07176	TDE07176	9	50	15	2.8	2.1	5	3	2.05
M2.6	× 0.45	TBE07496	TCE07496	TDE07496	9	50	15	2.8	2.1	5	3	2.1
M3	× 0.5	TBE07206	TCE07206	TDE07206	6	56	18	3.5	2.7	6	3	2.5
M3.5	× 0.6	TBE07226	TCE07226	TDE07226	7	56	20	4	3	6	3	2.9
M4	× 0.7	TBE07246	TCE07246	TDE07246	7	63	21	4.5	3.4	6	3	3.3
M4.5	× 0.75	TBE07266	TCE07266	TDE07266	8	70	25	6	4.9	8	3	3.7
M5	× 0.8	TBE07286	TCE07286	TDE07286	8	70	25	6	4.9	8	3	4.2
M6	× 1	TBE07316	TCE07316	TDE07316	10	80	30	6	4.9	8	3	5
M7	× 1	TBE07346	TCE07346	TDE07346	10	80	30	7	5.5	8	3	6
M8	× 1.25	TBE07366	TCE07366	TDE07366	13	90	35	8	6.2	9	3	6.8
M9	× 1.25	TBE07396	TCE07396	TDE07396	13	90	35	9	7	10	3	7.8
M10	× 1.5	TBE07426	TCE07426	TDE07426	15	100	39	10	8	11	3	8.5
M11	× 1.5	TBE07466	TCE07466	TDE07466	17	100	40	8	6.2	9	3	9.5
M12	× 1.75	TBE07506	TCE07506	TDE07506	18	110	44	9	7	10	3	10.2
M14	× 2	TBE07546	TCE07546	TDE07546	20	110	44	11	9	12	3	12
M16	× 2	TBE07606	TCE07606	TDE07606	20	110	44	12	9	12	3	14
M18	× 2.5	TBE07656	TCE07656	TDE07656	25	125	50	14	11	14	4	15.5
M20	× 2.5	TBE07706	TCE07706	TDE07706	25	140	54	16	12	15	4	17.5
M22	× 2.5	TBE07746	TCE07746	TDE07746	25	140	54	18	14.5	17	4	19.5
M24	× 3	TBE07786	TCE07786	TDE07786	30	160	60	18	14.5	17	4	21
M27	× 3	TBE07866	TCE07866	TDE07866	30	160	60	20	16	19	4	24
M30	× 3.5	TBE07946	TCE07946	TDE07946	35	180	70	22	18	21	4	26.5

▶DIN 371(M2~M10) and DIN 376(M11~M30)
* The other coating(TiCN or TiAlN) is available on your request.

◎ : Excellent ○ : Good

ISO	P											M			K					
Material Description	Non-alloy steel					Low alloy steel				High alloyed steel, and tool steel		Stainless steel			Grey cast iron		Nodular cast iron		Malleable cast iron	
VDI 3323	1	2	3	4	5	6	7	8	9	10	11	12	13	14	15	16	17	18	19	20
HRc		13	25	28	32	10	29	32	38	15	35	15	23	10	10	26	3	25		21
HB	125	190	250	270	300	180	275	300	350	200	325	200	240	180	180	260	160	250	130	230
Recommended	○	◎	◎	◎	◎	◎	◎	◎	◎	○		◎	◎	◎	◎	◎	◎	◎		

ISO	N										S							H			
Material Description	Aluminum-wrought alloy		Aluminum-cast, alloyed			Copper and Copper Alloys (Bronze / Brass)			Non Metallic Materials		Heat Resistant Super Alloys					Titanium Alloys		Hardened steel		Chilled Cast Iron	Hardened Cast Iron
VDI 3323	21	22	23	24	25	26	27	28	29	30	31	32	33	34	35	36	37	38	39	40	41
HRc											15	30	25	38	34			55	60	42	55
HB	60	100	75	90	130	110	90	100			200	280	250	350	320	400Rm	1050Rm	550	630	400	550
Recommended			◎			◎	◎	◎													

CARBIDE
HSS
THREAD MILLS
SYNCHRO TAPS
COMBO TAPS
YG TAP GENERAL
YG TAP STEEL
YG TAP HARDENED
YG TAP INOX
YG TAP CAST IRON
YG TAP ALU
YG TAP Ti Ni
YG TAP FORMING
NUT TAPS
STI TAPS
PIPE TAPS
TECHNICAL DATA

COMBO TAPS

Vap **TBE08** SERIES
Bright **TCE08** SERIES
TiN **TDE08** SERIES

M ISO Metric coarse threads DIN 13

Metrisches ISO-Gewinde DIN 13
ISO MÉTRIQUE DIN13
ISO Metrico passo grosso DIN 13

▶ For using multi-purpose and correct thread profiles & long tool life due to special tap geometry. YG-1 company has a patent.

▶ Für vielfältigen Einsatz, genaue Gewindeprofile und lange Standzeitendank einer besonderen Schneidengeometrie. Von YG-1 patentiert.

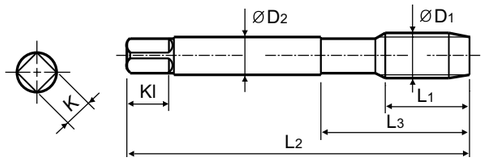

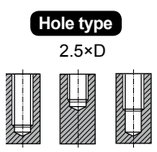

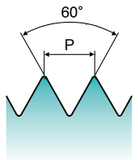

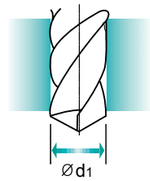

Material groups **MU** | HSS-E | DIN 371/376 | 7G | 60° | C | Vap Bright TiN | R40

Machine taps
Maschinengewindebohrer

Recommended Cutting Page : P.115

Unit : mm

SIZE	Pitch	EDP No.			Thread Length	Overall Length	Neck Length	Shank Diameter	Square Size	Square Length	No. of Flute	Tapping Drill Diameter
ØD1	P	Vap	Bright	TiN	L1	L2	L3	ØD2	K	Kl	Z	Ød1
M2	× 0.4	TBE08136	TCE08136	TDE08136	8	45	13	2.8	2.1	5	3	1.6
M2.2	× 0.45	TBE08156	TCE08156	TDE08156	8	45	13	2.8	2.1	5	3	1.75
M2.3	× 0.4	TBE08196	TCE08196	TDE08196	8	45	13	2.8	2.1	5	3	1.9
M2.5	× 0.45	TBE08176	TCE08176	TDE08176	9	50	15	2.8	2.1	5	3	2.05
M2.6	× 0.45	TBE08496	TCE08496	TDE08496	9	50	15	2.8	2.1	5	3	2.1
M3	× 0.5	TBE08206	TCE08206	TDE08206	6	56	18	3.5	2.7	6	3	2.5
M3.5	× 0.6	TBE08226	TCE08226	TDE08226	7	56	20	4	3	6	3	2.9
M4	× 0.7	TBE08246	TCE08246	TDE08246	7	63	21	4.5	3.4	6	3	3.3
M4.5	× 0.75	TBE08266	TCE08266	TDE08266	8	70	25	6	4.9	8	3	3.7
M5	× 0.8	TBE08286	TCE08286	TDE08286	8	70	25	6	4.9	8	3	4.2
M6	× 1	TBE08316	TCE08316	TDE08316	10	80	30	6	4.9	8	3	5
M7	× 1	TBE08346	TCE08346	TDE08346	10	80	30	7	5.5	8	3	6
M8	× 1.25	TBE08366	TCE08366	TDE08366	13	90	35	8	6.2	9	3	6.8
M9	× 1.25	TBE08396	TCE08396	TDE08396	13	90	35	9	7	10	3	7.8
M10	× 1.5	TBE08426	TCE08426	TDE08426	15	100	39	10	8	11	3	8.5
M11	× 1.5	TBE08466	TCE08466	TDE08466	17	100	40	8	6.2	9	3	9.5
M12	× 1.75	TBE08506	TCE08506	TDE08506	18	110	44	9	7	10	3	10.2
M14	× 2	TBE08546	TCE08546	TDE08546	20	110	44	11	9	12	3	12
M16	× 2	TBE08606	TCE08606	TDE08606	20	110	44	12	9	12	3	14
M18	× 2.5	TBE08656	TCE08656	TDE08656	25	125	50	14	11	14	4	15.5
M20	× 2.5	TBE08706	TCE08706	TDE08706	25	140	54	16	12	15	4	17.5
M22	× 2.5	TBE08746	TCE08746	TDE08746	25	140	54	18	14.5	17	4	19.5
M24	× 3	TBE08786	TCE08786	TDE08786	30	160	60	18	14.5	17	4	21
M27	× 3	TBE08866	TCE08866	TDE08866	30	160	60	20	16	19	4	24
M30	× 3.5	TBE08946	TCE08946	TDE08946	35	180	70	22	18	21	4	26.5

▶DIN 371(M2~M10) and DIN 376(M11~M30)
* The other coating(TiCN or TiAlN) is available on your request.

◎ : Excellent ○ : Good

ISO	P											M			K					
Material Description	Non-alloy steel					Low alloy steel				High alloyed steel, and tool steel		Stainless steel			Grey cast iron		Nodular cast iron		Malleable cast iron	
VDI 3323	1	2	3	4	5	6	7	8	9	10	11	12	13	14	15	16	17	18	19	20
HRc		13	25	28	32	10	29	32	38	15	35	15	23	10	10	26	3	25		21
HB	125	190	250	270	300	180	275	300	350	200	325	200	240	180	180	260	160	250	130	230
Recommended	○	◎	◎	◎	◎	◎	◎	◎	◎	○		◎	◎	◎	◎	◎	◎	◎		

ISO	N										S							H		
Material Description	Aluminum-wrought alloy		Aluminum-cast, alloyed			Copper and Copper Alloys (Bronze / Brass)			Non Metallic Materials		Heat Resistant Super Alloys					Titanium Alloys		Hardened steel	Chilled Cast Iron	Hardened Cast Iron
VDI 3323	21	22	23	24	25	26	27	28	29	30	31	32	33	34	35	36	37	38	39	40	41
HRc											15	30	25	38	34			55	60	42	55
HB	60	100	75	90	130	110	90	100			200	280	250	350	320	400Rm	1050Rm	550	630	400	550
Recommended			◎			◎	◎	◎													

COMBO TAPS

Vap **TB844** SERIES
Bright **TC844** SERIES
TiN **TD844** SERIES

MF ISO Metric fine threads DIN 13

Metrisches ISO-Feingewinde DIN 13
ISO MÉTRIQUE PAS FINS DIN13
ISO Metrico passo fine DIN 13

▶ For using multi-purpose and correct thread profiles & long tool life due to special tap geometry. YG-1 company has a patent.

▶ Für vielfältigen Einsatz, genaue Gewindeprofile und lange Standzeitendank einer besonderen Schneidengeometrie. Von YG-1 patentiert.

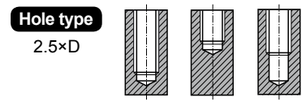

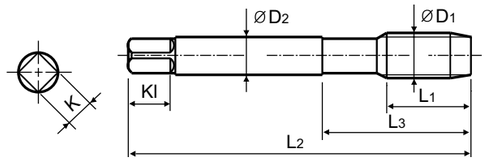

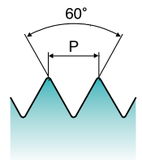

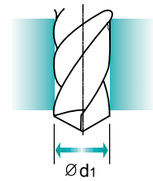

Material groups **MU** | HSS-E | DIN 374 | 6H | 60° | C | Vap Bright TiN | R40

Machine taps
Maschinengewindebohrer

Recommended Cutting Page : P.114

Unit : mm

SIZE	Pitch	EDP No.			Thread Length	Overall Length	Neck Length	Shank Diameter	Square Size	Square Length	No. of Flute	Tapping Drill Diameter
ØD1	P	Vap	Bright	TiN	L1	L2	L3	ØD2	K	Kl	Z	Ød1
M4	× 0.5	TB844256	TC844256	TD844256	5	63	21	2.8	2.1	5	3	3.5
M5	× 0.5	TB844296	TC844296	TD844296	5	70	25	3.5	2.7	6	3	4.5
M6	× 0.75	TB844326	TC844326	TD844326	8	80	30	4.5	3.4	6	3	5.2
M6	× 0.5	TB844336	TC844336	TD844336	5	80	30	4.5	3.4	6	3	5.5
M7	× 0.75	TB844356	TC844356	TD844356	10	80	30	5.5	4.3	7	3	6.2
M8	× 1	TB844376	TC844376	TD844376	10	90	36	6	4.9	8	3	7
M8	× 0.75	TB844386	TC844386	TD844386	8	80	30	6	4.9	8	3	7.2
M10	× 1.25	TB844436	TC844436	TD844436	16	100	40	7	5.5	8	3	8.8
M10	× 1	TB844446	TC844446	TD844446	10	90	36	7	5.5	8	3	9
M10	× 0.75	TB844456	TC844456	TD844456	10	90	36	7	5.5	8	3	9.2
M12	× 1.5	TB844516	TC844516	TD844516	15	100	40	9	7	10	3	10.5
M12	× 1.25	TB844526	TC844526	TD844526	15	100	40	9	7	10	3	10.8
M12	× 1	TB844536	TC844536	TD844536	11	100	40	9	7	10	3	11
M14	× 1.5	TB844556	TC844556	TD844556	15	100	40	11	9	12	3	12.5
M14	× 1.25	TB844566	TC844566	TD844566	15	100	40	11	9	12	3	12.8
M14	× 1	TB844576	TC844576	TD844576	11	100	40	11	9	12	3	13
M16	× 1.5	TB844616	TC844616	TD844616	15	100	40	12	9	12	3	14.5
M16	× 1	TB844626	TC844626	TD844626	12	100	40	12	9	12	3	15
M18	× 1.5	TB844676	TC844676	TD844676	17	110	44	14	11	14	4	16.5
M18	× 1	TB844686	TC844686	TD844686	13	110	44	14	11	14	4	17
M20	× 1.5	TB844726	TC844726	TD844726	17	125	50	16	12	15	4	18.5
M20	× 1	TB844736	TC844736	TD844736	14	125	50	16	12	15	4	19
M22	× 1.5	TB844766	TC844766	TD844766	17	125	50	18	14.5	17	4	20.5
M22	× 1	TB844776	TC844776	TD844776	14	125	50	18	14.5	17	4	21

* The other coating(TiCN or TiAlN) is available on your request.

▶ NEXT PAGE

◎ : Excellent ○ : Good

ISO	P											M			K					
Material Description	Non-alloy steel					Low alloy steel				High alloyed steel, and tool steel		Stainless steel			Grey cast iron		Nodular cast iron		Malleable cast iron	
VDI 3323	1	2	3	4	5	6	7	8	9	10	11	12	13	14	15	16	17	18	19	20
HRc		13	25	28	32	10	29	32	38	15	35	15	23	10	10	26	3	25		21
HB	125	190	250	270	300	180	275	300	350	200	325	200	240	180	180	260	160	250	130	230
Recommended	○	◎	◎	◎	◎	◎	◎	◎	◎	○		◎	◎	◎	◎	◎	◎	◎		

ISO	N										S							H		
Material Description	Aluminum-wrought alloy		Aluminum-cast, alloyed			Copper and Copper Alloys (Bronze / Brass)			Non Metallic Materials		Heat Resistant Super Alloys					Titanium Alloys		Hardened steel	Chilled Cast Iron	Hardened Cast Iron
VDI 3323	21	22	23	24	25	26	27	28	29	30	31	32	33	34	35	36	37	38	39	40	41
HRc											15	30	25	38	34			55	60	42	55
HB	60	100	75	90	130	110	90	100			200	280	250	350	320	400Rm	1050Rm	550	630	400	550
Recommended			◎			◎	◎	◎													

COMBO TAPS

Vap **TB844** SERIES
Bright **TC844** SERIES
TiN **TD844** SERIES

MF ISO Metric fine threads DIN 13

Metrisches ISO-Feingewinde DIN 13
ISO MÉTRIQUE PAS FINS DIN13
ISO Metrico passo fine DIN 13

▶ For using multi-purpose and correct thread profiles & long tool life due to special tap geometry. YG-1 company has a patent.

▶ Für vielfältigen Einsatz, genaue Gewindeprofile und lange Standzeitendank einer besonderen Schneidengeometrie. Von YG-1 patentiert.

DIN 374

Hole type
2.5×D

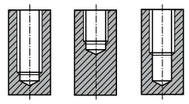

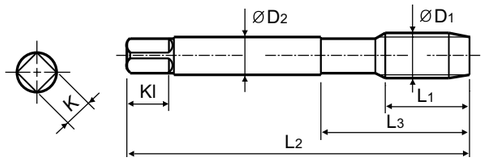

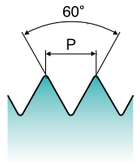

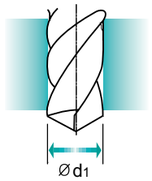

Material groups **MU** | HSS-E | DIN 374 | 6H | 60° | C | Vap Bright TiN | R40

Machine taps
Maschinengewindebohrer

Recommended Cutting Page : P.114

Unit : mm

SIZE	Pitch	EDP No.			Thread Length	Overall Length	Neck Length	Shank Diameter	Square Size	Square Length	No. of Flute	Tapping Drill Diameter
ØD1	P	Vap	Bright	TiN	L1	L2	L3	ØD2	K	Kl	Z	Ød1
M24 × 2		TB844796	TC844796	TD844796	20	140	54	18	14.5	17	4	22
M24 × 1.5		TB844806	TC844806	TD844806	20	140	54	18	14.5	17	4	22.5
M26 × 1.5		TB844856	TC844856	TD844856	20	140	54	18	14.5	17	4	24.5
M27 × 2		TB844876	TC844876	TD844876	20	140	54	20	16	19	4	25
M27 × 1.5		TB844886	TC844886	TD844886	20	140	54	20	16	19	4	25.5
M28 × 1.5		TB844916	TC844916	TD844916	20	140	54	20	16	19	4	26.5
M30 × 2		TB844966	TC844966	TD844966	22	150	57	22	18	21	4	28
M30 × 1.5		TB844976	TC844976	TD844976	22	150	57	22	18	21	4	28.5

* The other coating(TiCN or TiAlN) is available on your request.

◎ : Excellent ○ : Good

ISO	P											M			K					
Material Description	Non-alloy steel					Low alloy steel				High alloyed steel, and tool steel		Stainless steel			Grey cast iron		Nodular cast iron		Malleable cast iron	
VDI 3323	1	2	3	4	5	6	7	8	9	10	11	12	13	14	15	16	17	18	19	20
HRc		13	25	28	32	10	29	32	38	15	35	15	23	10	10	26	3	25		21
HB	125	190	250	270	300	180	275	300	350	200	325	200	240	180	180	260	160	250	130	230
Recommended	○	◎	◎	◎	◎	◎	◎	◎	◎	○		◎	◎	◎	◎	◎	◎	◎		

ISO	N										S							H		
Material Description	Aluminum-wrought alloy		Aluminum-cast, alloyed			Copper and Copper Alloys (Bronze / Brass)			Non Metallic Materials		Heat Resistant Super Alloys					Titanium Alloys		Hardened steel	Chilled Cast Iron	Hardened Cast Iron
VDI 3323	21	22	23	24	25	26	27	28	29	30	31	32	33	34	35	36	37	38	39	40	41
HRc											15	30	25	38	34			55	60	42	55
HB	60	100	75	90	130	110	90	100			200	280	250	350	320	400Rm	1050Rm	550	630	400	550
Recommended			◎			◎	◎	◎													

COMBO TAPS

Bright **TCE09** SERIES
TiN **TDE09** SERIES

MF ISO Metric fine threads DIN 13

Metrisches ISO-Feingewinde DIN 13
ISO MÉTRIQUE PAS FINS DIN13
ISO Metrico passo fine DIN 13

▶ For using multi-purpose and correct thread profiles & long tool life due to special tap geometry. YG-1 company has a patent.

▶ Für vielfältigen Einsatz, genaue Gewindeprofile und lange Standzeitendank einer besonderen Schneidengeometrie. Von YG-1 patentiert.

DIN 374

Hole type
2.5×D

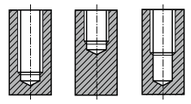

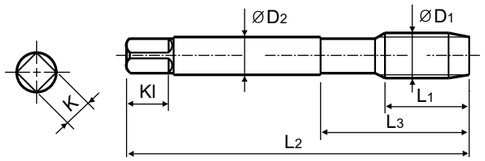

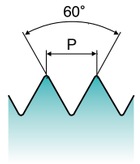

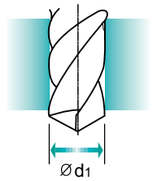

Material groups **MU** | HSS-E | DIN 374 | 6G | 60° | C | Bright TiN | R40

Machine taps
Maschinengewindebohrer

Recommended Cutting Page : P.114

Unit : mm

SIZE	Pitch	EDP No.		Thread Length	Overall Length	Neck Length	Shank Diameter	Square Size	Square Length	No. of Flute	Tapping Drill Diameter
ØD1	P	Bright	TiN	L1	L2	L3	ØD2	K	Kl	Z	Ød1
M4 × 0.5		TCE09256	TDE09256	5	63	21	2.8	2.1	5	3	3.5
M5 × 0.5		TCE09296	TDE09296	5	70	25	3.5	2.7	6	3	4.5
M6 × 0.75		TCE09326	TDE09326	8	80	30	4.5	3.4	6	3	5.2
M6 × 0.5		TCE09336	TDE09336	5	80	30	4.5	3.4	6	3	5.5
M7 × 0.75		TCE09356	TDE09356	10	80	30	5.5	4.3	7	3	6.2
M8 × 1		TCE09376	TDE09376	10	90	36	6	4.9	8	3	7
M8 × 0.75		TCE09386	TDE09386	8	80	30	6	4.9	8	3	7.2
M10 × 1.25		TCE09436	TDE09436	16	100	40	7	5.5	8	3	8.8
M10 × 1		TCE09446	TDE09446	10	90	36	7	5.5	8	3	9
M10 × 0.75		TCE09456	TDE09456	10	90	36	7	5.5	8	3	9.2
M12 × 1.5		TCE09516	TDE09516	15	100	40	9	7	10	3	10.5
M12 × 1.25		TCE09526	TDE09526	15	100	40	9	7	10	3	10.8
M12 × 1		TCE09536	TDE09536	11	100	40	9	7	10	3	11
M14 × 1.5		TCE09556	TDE09556	15	100	40	11	9	12	3	12.5
M14 × 1.25		TCE09566	TDE09566	15	100	40	11	9	12	3	12.8
M14 × 1		TCE09576	TDE09576	11	100	40	11	9	12	3	13
M16 × 1.5		TCE09616	TDE09616	15	100	40	12	9	12	3	14.5
M16 × 1		TCE09626	TDE09626	12	100	40	12	9	12	3	15
M18 × 1.5		TCE09676	TDE09676	17	110	44	14	11	14	4	16.5
M18 × 1		TCE09686	TDE09686	13	110	44	14	11	14	4	17
M20 × 1.5		TCE09726	TDE09726	17	125	50	16	12	15	4	18.5
M20 × 1		TCE09736	TDE09736	14	125	50	16	12	15	4	19
M22 × 1.5		TCE09766	TDE09766	17	125	50	18	14.5	17	4	20.5
M22 × 1		TCE09776	TDE09776	14	125	50	18	14.5	17	4	21

* The other coating(TiCN or TiAlN) or Surface Treatment(Steam Homo) is available on your request.

▶ NEXT PAGE

◎ : Excellent ○ : Good

ISO	P											M			K					
Material Description	Non-alloy steel					Low alloy steel				High alloyed steel, and tool steel		Stainless steel			Grey cast iron		Nodular cast iron		Malleable cast iron	
VDI 3323	1	2	3	4	5	6	7	8	9	10	11	12	13	14	15	16	17	18	19	20
HRc		13	25	28	32	10	29	32	38	15	35	15	23	10	10	26	3	25		21
HB	125	190	250	270	300	180	275	300	350	200	325	200	240	180	180	260	160	250	130	230
Recommended	○	◎	◎	◎	◎	◎	◎	◎	◎	○		◎	◎	◎	◎	◎	◎	◎		

ISO	N										S							H		
Material Description	Aluminum-wrought alloy		Aluminum-cast, alloyed			Copper and Copper Alloys (Bronze / Brass)			Non Metallic Materials		Heat Resistant Super Alloys					Titanium Alloys		Hardened steel	Chilled Cast Iron	Hardened Cast Iron
VDI 3323	21	22	23	24	25	26	27	28	29	30	31	32	33	34	35	36	37	38	39	40	41
HRc											15	30	25	38	34			55	60	42	55
HB	60	100	75	90	130	110	90	100			200	280	250	350	320	400Rm	1050Rm	550	630	400	550
Recommended			◎			◎	◎	◎													

COMBO TAPS

Bright **TCE09** SERIES
TiN **TDE09** SERIES

MF ISO Metric fine threads DIN 13

- Metrisches ISO-Feingewinde DIN 13
- ISO MÉTRIQUE PAS FINS DIN13
- ISO Metrico passo fine DIN 13

▶ For using multi-purpose and correct thread profiles & long tool life due to special tap geometry. YG-1 company has a patent.

▶ Für vielfältigen Einsatz, genaue Gewindeprofile und lange Standzeitendank einer besonderen Schneidengeometrie. Von YG-1 patentiert.

DIN 374

Hole type
2.5×D

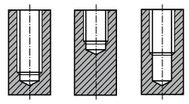

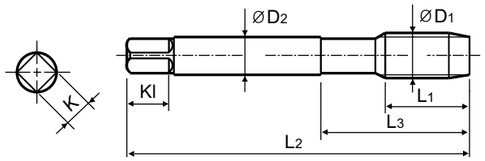

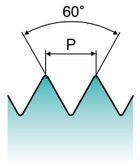

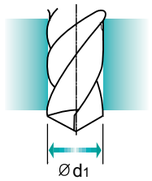

Material groups **MU** | HSS-E | DIN 374 | 6G | 60° | C | Bright TiN | R40

Machine taps
Maschinengewindebohrer

Recommended Cutting Page : P.114

Unit : mm

SIZE	Pitch	EDP No.		Thread Length	Overall Length	Neck Length	Shank Diameter	Square Size	Square Length	No. of Flute	Tapping Drill Diameter
ØD1	P	Bright	TiN	L1	L2	L3	ØD2	K	Kl	Z	Ød1
M24 × 2		TCE09796	TDE09796	20	140	54	18	14.5	17	4	22
M24 × 1.5		TCE09806	TDE09806	20	140	54	18	14.5	17	4	22.5
M26 × 1.5		TCE09856	TDE09856	20	140	54	18	14.5	17	4	24.5
M27 × 2		TCE09876	TDE09876	20	140	54	20	16	19	4	25
M27 × 1.5		TCE09886	TDE09886	20	140	54	20	16	19	4	25.5
M28 × 1.5		TCE09916	TDE09916	20	140	54	20	16	19	4	26.5
M30 × 2		TCE09966	TDE09966	22	150	57	22	18	21	4	28
M30 × 1.5		TCE09976	TDE09976	22	150	57	22	18	21	4	28.5

* The other coating(TiCN or TiAlN) or Surface Treatment(Steam Homo) is available on your request.

◎ : Excellent ○ : Good

ISO	P																				
Material Description	Non-alloy steel					Low alloy steel				High alloyed steel, and tool steel		M Stainless steel			K Grey cast iron		Nodular cast iron		Malleable cast iron		
VDI 3323	1	2	3	4	5	6	7	8	9	10	11	12	13	14	15	16	17	18	19	20	
HRc		13	25	28	32	10	29	32	38	15	35	15	23	10	10	26	3	25		21	
HB	125	190	250	270	300	180	275	300	350	200	325	200	240	180	180	260	160	250	130	230	
Recommended	○	◎	◎	◎	◎	◎	◎	◎	◎	○		◎	◎	◎	◎	◎	◎	◎			

ISO	N										S							H		
Material Description	Aluminum-wrought alloy		Aluminum-cast, alloyed			Copper and Copper Alloys (Bronze / Brass)			Non Metallic Materials		Heat Resistant Super Alloys					Titanium Alloys		Hardened steel	Chilled Cast Iron	Hardened Cast Iron
VDI 3323	21	22	23	24	25	26	27	28	29	30	31	32	33	34	35	36	37	38	39	40	41
HRc											15	30	25	38	34			55	60	42	55
HB	60	100	75	90	130	110	90	100			200	280	250	350	320	400Rm	1050Rm	550	630	400	550
Recommended			◎			◎	◎	◎													

COMBO TAPS

TC804-IC SERIES

M ISO Metric coarse threads DIN 13

- Metrisches ISO-Gewinde DIN 13
- ISO MÉTRIQUE DIN13
- ISO Metrico passo grosso DIN 13

▶ For using multi-purpose and correct thread profiles & long tool life due to special tap geometry. YG-1 company has a patent.

▶ Für vielfältigen Einsatz, genaue Gewindeprofile und lange Standzeitendank einer besonderen Schneidengeometrie. Von YG-1 patentiert.

DIN 371
DIN 376

with Internal Coolant

Hole type
2.5×D

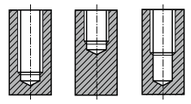

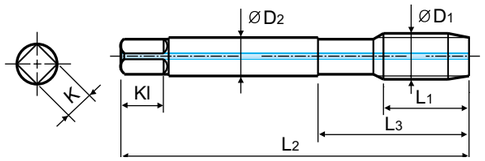

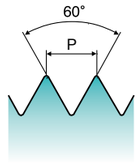

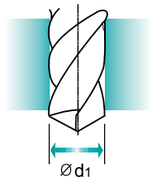

Material groups **MU** | HSS-E | DIN 371/376 | 6H | 60° | C | Bright | R40

Machine taps
Maschinengewindebohrer

Recommended Cutting Page : P.115

Unit : mm

SIZE	Pitch	EDP No.	Thread Length	Overall Length	Neck Length	Shank Diameter	Square Size	Square Length	No. of Flute	Tapping Drill Diameter
ØD1	P	Bright	L1	L2	L3	ØD2	K	Kl	Z	Ød1
M6 × 1		TC804316IC	10	80	30	6	4.9	8	3	5
M8 × 1.25		TC804366IC	13	90	35	8	6.2	9	3	6.8
M10 × 1.5		TC804426IC	15	100	39	10	8	11	3	8.5
M12 × 1.75		TC804506IC	18	110	44	9	7	10	3	10.2
M14 × 2		TC804546IC	20	110	44	11	9	12	3	12
M16 × 2		TC804606IC	20	110	44	12	9	12	3	14
M18 × 2.5		TC804656IC	25	125	50	14	11	14	4	15.5
M20 × 2.5		TC804706IC	25	140	54	16	12	15	4	17.5

▶DIN 371(M6~M10) and DIN 376(M12~M20)
* Coating(TiN, TiCN or TiAlN) or Surface Treatment(Steam Homo) is available on your request.

◎ : Excellent ○ : Good

ISO	P											M			K					
Material Description	Non-alloy steel					Low alloy steel				High alloyed steel, and tool steel		Stainless steel			Grey cast iron		Nodular cast iron		Malleable cast iron	
VDI 3323	1	2	3	4	5	6	7	8	9	10	11	12	13	14	15	16	17	18	19	20
HRc		13	25	28	32	10	29	32	38	15	35	15	23	10	10	26	3	25		21
HB	125	190	250	270	300	180	275	300	350	200	325	200	240	180	180	260	160	250	130	230
Recommended	○	◎	◎	◎	◎	◎	◎	◎	◎	○		◎	◎	◎	◎	◎	◎	◎		

ISO	N										S							H		
Material Description	Aluminum-wrought alloy		Aluminum-cast, alloyed			Copper and Copper Alloys (Bronze / Brass)			Non Metallic Materials		Heat Resistant Super Alloys					Titanium Alloys		Hardened steel	Chilled Cast Iron	Hardened Cast Iron
VDI 3323	21	22	23	24	25	26	27	28	29	30	31	32	33	34	35	36	37	38	39	40	41
HRc											15	30	25	38	34			55	60	42	55
HB	60	100	75	90	130	110	90	100			200	280	250	350	320	400Rm	1050Rm	550	630	400	550
Recommended			◎			◎	◎	◎													

COMBO TAPS

TC807 SERIES

M ISO Metric coarse threads DIN 13

Metrisches ISO-Gewinde DIN 13
ISO MÉTRIQUE DIN13
ISO Metrico passo grosso DIN 13

▶ For using multi-purpose and correct thread profiles & long tool life due to special tap geometry. YG-1 company has a patent.

▶ Für vielfältigen Einsatz, genaue Gewindeprofile und lange Standzeitendank einer besonderen Schneidengeometrie. Von YG-1 patentiert.

DIN 371

DIN 376

Hole type
2.5×D

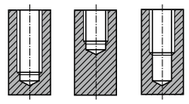

Short Chamfer

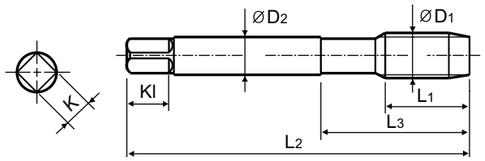

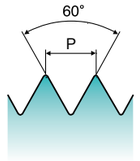

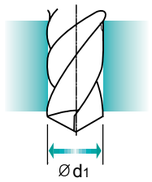

Material groups **MU** | HSS-E | DIN 371/376 | 6H | 60° | E | Bright | R40

Machine taps
Maschinengewindebohrer

Recommended Cutting Page : P.115

Unit : mm

SIZE	Pitch	EDP No.	Thread Length	Overall Length	Neck Length	Shank Diameter	Square Size	Square Length	No. of Flute	Tapping Drill Diameter
ØD1	P	Bright	L1	L2	L3	ØD2	K	Kl	Z	Ød1
M2 × 0.4		TC807136	8	45	13	2.8	2.1	5	3	1.6
M2.2 × 0.45		TC807156	8	45	13	2.8	2.1	5	3	1.75
M2.3 × 0.4		TC807196	8	45	13	2.8	2.1	5	3	1.9
M2.5 × 0.45		TC807176	9	50	15	2.8	2.1	5	3	2.05
M2.6 × 0.45		TC807496	9	50	15	2.8	2.1	5	3	2.1
M3 × 0.5		TC807206	6	56	18	3.5	2.7	6	3	2.5
M3.5 × 0.6		TC807226	7	56	20	4	3	6	3	2.9
M4 × 0.7		TC807246	7	63	21	4.5	3.4	6	3	3.3
M4.5 × 0.75		TC807266	8	70	25	6	4.9	8	3	3.7
M5 × 0.8		TC807286	8	70	25	6	4.9	8	3	4.2
M6 × 1		TC807316	10	80	30	6	4.9	8	3	5
M7 × 1		TC807346	10	80	30	7	5.5	8	3	6
M8 × 1.25		TC807366	13	90	35	8	6.2	9	3	6.8
M9 × 1.25		TC807396	13	90	35	9	7	10	3	7.8
M10 × 1.5		TC807426	15	100	39	10	8	11	3	8.5
M11 × 1.5		TC807466	17	100	40	8	6.2	9	3	9.5
M12 × 1.75		TC807506	18	110	44	9	7	10	3	10.2
M14 × 2		TC807546	20	110	44	11	9	12	3	12
M16 × 2		TC807606	20	110	44	12	9	12	3	14
M18 × 2.5		TC807656	25	125	50	14	11	14	4	15.5
M20 × 2.5		TC807706	25	140	54	16	12	15	4	17.5
M22 × 2.5		TC807746	25	140	54	18	14.5	17	4	19.5
M24 × 3		TC807786	30	160	60	18	14.5	17	4	21
M27 × 3		TC807866	30	160	60	20	16	19	4	24
M30 × 3.5		TC807946	35	180	70	22	18	21	4	26.5

▶DIN 371(M2~M10) and DIN 376(M11~M30)

* Coating(TiN, TiCN or TiAlN) or Surface Treatment(Steam Homo) is available on your request.

◎ : Excellent ○ : Good

ISO	P																				
Material Description	Non-alloy steel					Low alloy steel				High alloyed steel, and tool steel		Stainless steel			Grey cast iron		Nodular cast iron		Malleable cast iron		
VDI 3323	1	2	3	4	5	6	7	8	9	10	11	12	13	14	15	16	17	18	19	20	
HRc		13	25	28	32	10	29	32	38	15	35	15	23	10	10	26	3	25		21	
HB	125	190	250	270	300	180	275	300	350	200	325	200	240	180	180	260	160	250	130	230	
Recommended	○	◎	◎	◎	◎	◎	◎	◎	◎	○		◎	◎	◎	◎	◎	◎	◎			

ISO	N										S							H		
Material Description	Aluminum-wrought alloy		Aluminum-cast, alloyed			Copper and Copper Alloys (Bronze / Brass)			Non Metallic Materials		Heat Resistant Super Alloys					Titanium Alloys		Hardened steel	Chilled Cast Iron	Hardened Cast Iron
VDI 3323	21	22	23	24	25	26	27	28	29	30	31	32	33	34	35	36	37	38	39	40	41
HRc											15	30	25	38	34			55	60	42	55
HB	60	100	75	90	130	110	90	100			200	280	250	350	320	400Rm	1050Rm	550	630	400	550
Recommended			◎			◎	◎	◎													

COMBO TAPS

TC633 SERIES

M ISO Metric coarse threads DIN 13

Metrisches ISO-Gewinde DIN 13
ISO MÉTRIQUE DIN13
ISO Metrico passo grosso DIN 13

▶ For using multi-purpose and correct thread profiles & long tool life due to special tap geometry. YG-1 company has a patent.

▶ Für vielfältigen Einsatz, genaue Gewindeprofile und lange Standzeitendank einer besonderen Schneidengeometrie. Von YG-1 patentiert.

Hole type
2.5×D

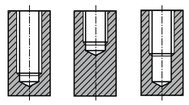

Long Shank

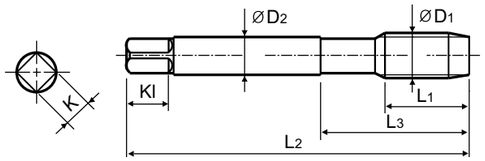

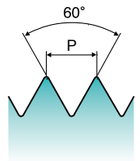

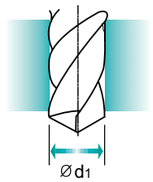

Material groups **MU** | HSS-E | LONG | 6H | 60° | C | Bright | R40

Machine taps
Maschinengewindebohrer

Recommended Cutting Page : P.115

Unit : mm

SIZE	Pitch	EDP No.	Thread Length	Overall Length	Neck Length	Shank Diameter	Square Size	Square Length	No. of Flute	Tapping Drill Diameter
ØD1	P	Bright	L1	L2	L3	ØD2	K	Kl	Z	Ød1
M3 × 0.5		TC633206	11	100	18	3.5	2.7	6	3	2.5
M4 × 0.7		TC633246	13	125	21	4.5	3.4	6	3	3.3
M5 × 0.8		TC633286	15	140	25	6	4.9	8	3	4.2
M6 × 1		TC633316	17	160	30	6	4.9	8	3	5
M8 × 1.25		TC633366	20	180	35	6	4.9	8	3	6.8
M10 × 1.5		TC633426	22	200	39	7	5.5	8	3	8.5
M12 × 1.75		TC633506	24	220	44	9	7	10	3	10.2
M14 × 2		TC633546	26	220	44	11	9	12	3	12
M16 × 2		TC633606	27	220	44	12	9	12	3	14
M20 × 2.5		TC633706	32	280	54	16	12	15	4	17.5

* Coating(TiN, TiCN or TiAlN) or Surface Treatment(Steam Homo) is available on your request.

◎ : Excellent ○ : Good

ISO	P											M			K					
Material Description	Non-alloy steel					Low alloy steel				High alloyed steel, and tool steel		Stainless steel			Grey cast iron		Nodular cast iron		Malleable cast iron	
VDI 3323	1	2	3	4	5	6	7	8	9	10	11	12	13	14	15	16	17	18	19	20
HRc		13	25	28	32	10	29	32	38	15	35	15	23	10	10	26	3	25		21
HB	125	190	250	270	300	180	275	300	350	200	325	200	240	180	180	260	160	250	130	230
Recommended	○	◎	◎	◎	◎	◎	◎	◎	◎	○		◎	◎	◎	◎	◎	◎	◎		

ISO	N										S							H		
Material Description	Aluminum-wrought alloy		Aluminum-cast, alloyed			Copper and Copper Alloys (Bronze / Brass)			Non Metallic Materials		Heat Resistant Super Alloys					Titanium Alloys		Hardened steel	Chilled Cast Iron	Hardened Cast Iron
VDI 3323	21	22	23	24	25	26	27	28	29	30	31	32	33	34	35	36	37	38	39	40	41
HRc											15	30	25	38	34			55	60	42	55
HB	60	100	75	90	130	110	90	100			200	280	250	350	320	400Rm	1050Rm	550	630	400	550
Recommended			◎			◎	◎	◎													

COMBO TAPS

TQ744 SERIES
TB744 SERIES

M ISO Metric coarse threads DIN 13

Metrisches ISO-Gewinde DIN 13
ISO MÉTRIQUE DIN13
ISO Metrico passo grosso DIN 13

▶ For stainless steels and correct thread profiles & long tool life due to special tap geometry. YG-1 company has a patent.

▶ Für rostfreie stähle, genaue Gewindeprofile und lange Standzeitendank einer besonderen Schneidengeometrie. Von YG-1 patentiert.

DIN 371

DIN 376

Hole type
2.5×D

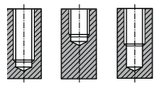

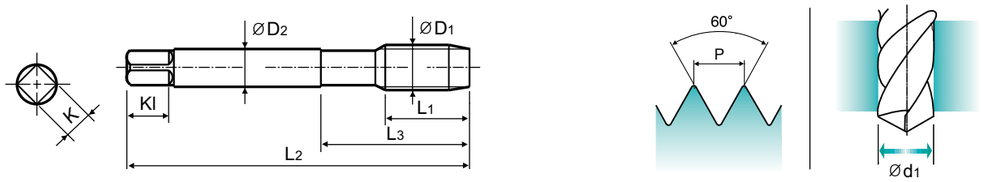

Material groups **VA** | up to M12: HSS-PM | over M12: HSS-E | DIN 371/376 | 6H | 60° | C | Vap | R45

Machine taps
Maschinen-gewindebohrer

Recommended Cutting Page : P.116

Unit : mm

SIZE	Pitch	EDP No.	Thread Length	Overall Length	Neck Length	Shank Diameter	Square Size	Square Length	No. of Flute	Tapping Drill Diameter
ØD1	P	Vap	L1	L2	L3	ØD2	K	Kl	Z	Ød1
M2 × 0.4		**TQ744136**	8	45	13	2.8	2.1	5	2	1.6
M2.2 × 0.45		**TQ744156**	8	45	13	2.8	2.1	5	2	1.75
M2.3 × 0.4		**TQ744196**	8	45	13	2.8	2.1	5	2	1.9
M2.5 × 0.45		**TQ744176**	9	50	15	2.8	2.1	5	2	2.05
M2.6 × 0.45		**TQ744496**	9	50	15	2.8	2.1	5	2	2.1
M3 × 0.5		**TQ744206**	6	56	18	3.5	2.7	6	3	2.5
M3.5 × 0.6		**TQ744226**	7	56	20	4	3	6	3	2.9
M4 × 0.7		**TQ744246**	7	63	21	4.5	3.4	6	3	3.3
M4.5 × 0.75		**TQ744266**	8	70	25	6	4.9	8	3	3.7
M5 × 0.8		**TQ744286**	8	70	25	6	4.9	8	3	4.2
M6 × 1		**TQ744316**	10	80	30	6	4.9	8	3	5
M7 × 1		**TQ744346**	10	80	30	7	5.5	8	3	6
M8 × 1.25		**TQ744366**	13	90	35	8	6.2	9	3	6.8
M9 × 1.25		**TQ744396**	13	90	35	9	7	10	3	7.8
M10 × 1.5		**TQ744426**	15	100	39	10	8	11	3	8.5
M11 × 1.5		**TQ744466**	17	100	40	8	6.2	9	3	9.5
M12 × 1.75		**TQ744506**	18	110	44	9	7	10	3	10.2
M14 × 2		**TB744546**	20	110	44	11	9	12	3	12
M16 × 2		**TB744606**	20	110	44	12	9	12	3	14
M18 × 2.5		**TB744656**	25	125	50	14	11	14	4	15.5
M20 × 2.5		**TB744706**	25	140	54	16	12	15	4	17.5
M22 × 2.5		**TB744746**	25	140	54	18	14.5	17	4	19.5
M24 × 3		**TB744786**	30	160	60	18	14.5	17	4	21
M27 × 3		**TB744866**	30	160	60	20	16	19	4	24
M30 × 3.5		**TB744946**	35	180	70	22	18	21	4	26.5

▶DIN 371(M2~M10) and DIN 376(M11~M30)
▶HSS-PM(M2~M12/TQ744) and HSS-E(M14~M30/TB744)
* Coating(TiN, TiCN or TiAlN) is available on your request.

◎ : Excellent ○ : Good

ISO	P											M			K					
Material Description	Non-alloy steel					Low alloy steel				High alloyed steel, and tool steel		Stainless steel			Grey cast iron		Nodular cast iron		Malleable cast iron	
VDI 3323	1	2	3	4	5	6	7	8	9	10	11	12	13	14	15	16	17	18	19	20
HRc		13	25	28	32	10	29	32	38	15	35	15	23	10	10	26	3	25		21
HB	125	190	250	270	300	180	275	300	350	200	325	200	240	180	180	260	160	250	130	230
Recommended		○		○		○	○					◎	◎	◎						

ISO	N										S							H		
Material Description	Aluminum-wrought alloy		Aluminum-cast, alloyed			Copper and Copper Alloys (Bronze / Brass)			Non Metallic Materials		Heat Resistant Super Alloys					Titanium Alloys		Hardened steel	Chilled Cast Iron	Hardened Cast Iron
VDI 3323	21	22	23	24	25	26	27	28	29	30	31	32	33	34	35	36	37	38	39	40	41
HRc											15	30	25	38	34			55	60	42	55
HB	60	100	75	90	130	110	90	100			200	280	250	350	320	400Rm	1050Rm	550	630	400	550
Recommended								○													

COMBO TAPS

TQ754 SERIES

MF ISO Metric fine threads DIN 13

Metrisches ISO-Feingewinde DIN 13
ISO MÉTRIQUE PAS FINS DIN13
ISO Metrico passo fine DIN 13

▶ For stainless steels and correct thread profiles & long tool life due to special tap geometry. YG-1 company has a patent.

▶ Für rostfreie stähle, genaue Gewindeprofile und lange Standzeitendank einer besonderen Schneidengeometrie. Von YG-1 patentiert.

DIN 374

Hole type
2.5×D

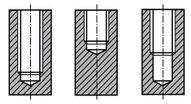

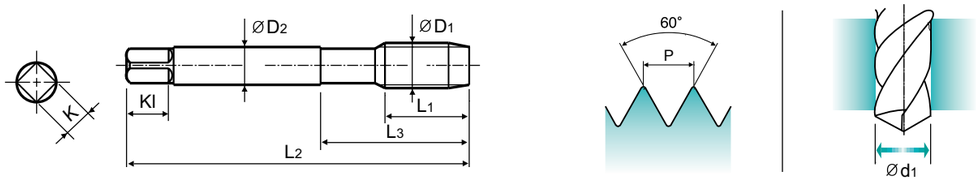

Material groups **VA** | HSS-PM | DIN 374 | 6H | 60° | C | Vap | R45

Machine taps
Maschinen-gewindebohrer

Recommended Cutting Page : P.116

Unit : mm

SIZE	Pitch	EDP No.	Thread Length	Overall Length	Neck Length	Shank Diameter	Square Size	Square Length	No. of Flute	Tapping Drill Diameter
ØD1	P	Vap	L1	L2	L3	ØD2	K	Kl	Z	Ød1
M4 × 0.5		**TQ754256**	5	63	21	2.8	2.1	5	3	3.5
M5 × 0.5		**TQ754296**	5	70	25	3.5	2.7	6	3	4.5
M6 × 0.75		**TQ754326**	8	80	30	4.5	3.4	6	3	5.2
M6 × 0.5		**TQ754336**	5	80	30	4.5	3.4	6	3	5.5
M7 × 0.75		**TQ754356**	10	80	30	5.5	4.3	7	3	6.2
M8 × 1		**TQ754376**	10	90	36	6	4.9	8	3	7
M8 × 0.75		**TQ754386**	8	80	30	6	4.9	8	3	7.2
M10 × 1.25		**TQ754436**	16	100	40	7	5.5	8	3	8.8
M10 × 1		**TQ754446**	10	90	36	7	5.5	8	3	9
M10 × 0.75		**TQ754456**	10	90	36	7	5.5	8	3	9.2
M12 × 1.5		**TQ754516**	15	100	40	9	7	10	3	10.5
M12 × 1.25		**TQ754526**	15	100	40	9	7	10	3	10.8
M12 × 1		**TQ754536**	11	100	40	9	7	10	3	11

* Coating(TiN, TiCN or TiAlN) is available on your request.

◎ : Excellent ○ : Good

ISO	P											M			K					
Material Description	Non-alloy steel					Low alloy steel				High alloyed steel, and tool steel		Stainless steel			Grey cast iron		Nodular cast iron		Malleable cast iron	
VDI 3323	1	2	3	4	5	6	7	8	9	10	11	12	13	14	15	16	17	18	19	20
HRc		13	25	28	32	10	29	32	38	15	35	15	23	10	10	26	3	25		21
HB	125	190	250	270	300	180	275	300	350	200	325	200	240	180	180	260	160	250	130	230
Recommended		○		○		○	○					◎	◎	◎						

ISO	N										S							H		
Material Description	Aluminum-wrought alloy		Aluminum-cast, alloyed			Copper and Copper Alloys (Bronze / Brass)			Non Metallic Materials		Heat Resistant Super Alloys					Titanium Alloys		Hardened steel	Chilled Cast Iron	Hardened Cast Iron
VDI 3323	21	22	23	24	25	26	27	28	29	30	31	32	33	34	35	36	37	38	39	40	41
HRc											15	30	25	38	34			55	60	42	55
HB	60	100	75	90	130	110	90	100			200	280	250	350	320	400Rm	1050Rm	550	630	400	550
Recommended								○													

CARBIDE
HSS
THREAD MILLS
SYNCHRO TAPS
COMBO TAPS
YG TAP GENERAL
YG TAP STEEL
YG TAP HARDENED
YG TAP INOX
YG TAP CAST IRON
YG TAP ALU
YG TAP Ti Ni
YG TAP FORMING
NUT TAPS
STI TAPS
PIPE TAPS
TECHNICAL DATA

COMBO TAPS

TB754 SERIES

MF ISO Metric fine threads DIN 13

- Metrisches ISO-Feingewinde DIN 13
- ISO MÉTRIQUE PAS FINS DIN13
- ISO Metrico passo fine DIN 13

▶ For stainless steels and correct thread profiles & long tool life due to special tap geometry. YG-1 company has a patent.

▶ Für rostfreie stähle, genaue Gewindeprofile und lange Standzeitendank einer besonderen Schneidengeometrie. Von YG-1 patentiert.

DIN 374

Hole type
2.5×D

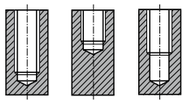

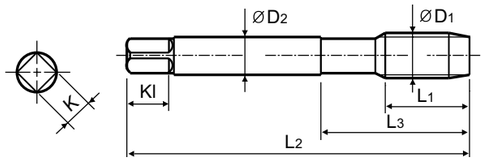

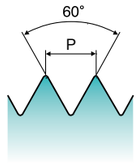

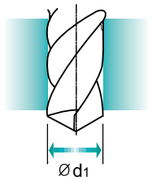

Material groups **VA** | HSS-E | DIN 374 | 6H | 60° | C | Vap | R45

Machine taps
Maschinen-gewindebohrer

Recommended Cutting Page : P.116

Unit : mm

SIZE	Pitch	EDP No.	Thread Length	Overall Length	Neck Length	Shank Diameter	Square Size	Square Length	No. of Flute	Tapping Drill Diameter
ØD1	P	Vap	L1	L2	L3	ØD2	K	Kl	Z	Ød1
M14 × 1.5		TB754556	15	100	40	11	9	12	3	12.5
M14 × 1.25		TB754566	15	100	40	11	9	12	3	12.8
M14 × 1		TB754576	11	100	40	11	9	12	3	13
M16 × 1.5		TB754616	15	100	40	12	9	12	3	14.5
M16 × 1		TB754626	12	100	40	12	9	12	3	15
M18 × 1.5		TB754676	17	110	44	14	11	14	4	16.5
M18 × 1		TB754686	13	110	44	14	11	14	4	17
M20 × 1.5		TB754726	17	125	50	16	12	15	4	18.5
M20 × 1		TB754736	14	125	50	16	12	15	4	19
M22 × 1.5		TB754766	17	125	50	18	14.5	17	4	20.5
M22 × 1		TB754776	14	125	50	18	14.5	17	4	21
M24 × 2		TB754796	20	140	54	18	14.5	17	4	22
M24 × 1.5		TB754806	20	140	54	18	14.5	17	4	22.5
M26 × 1.5		TB754856	20	140	54	18	14.5	17	4	24.5
M27 × 2		TB754876	20	140	54	20	16	19	4	25
M27 × 1.5		TB754886	20	140	54	20	16	19	4	25.5
M28 × 1.5		TB754916	20	140	54	20	16	19	4	26.5
M30 × 2		TB754966	22	150	57	22	18	21	4	28
M30 × 1.5		TB754976	22	150	57	22	18	21	4	28.5

* Coating(TiN, TiCN or TiAlN) is available on your request.

◎ : Excellent ○ : Good

ISO	P											M			K					
Material Description	Non-alloy steel					Low alloy steel				High alloyed steel, and tool steel		Stainless steel			Grey cast iron		Nodular cast iron		Malleable cast iron	
VDI 3323	1	2	3	4	5	6	7	8	9	10	11	12	13	14	15	16	17	18	19	20
HRc		13	25	28	32	10	29	32	38	15	35	15	23	10	10	26	3	25		21
HB	125	190	250	270	300	180	275	300	350	200	325	200	240	180	180	260	160	250	130	230
Recommended		○		○		○	○					◎	◎	◎						

ISO	N										S							H		
Material Description	Aluminum-wrought alloy		Aluminum-cast, alloyed			Copper and Copper Alloys (Bronze / Brass)			Non Metallic Materials		Heat Resistant Super Alloys					Titanium Alloys		Hardened steel	Chilled Cast Iron	Hardened Cast Iron
VDI 3323	21	22	23	24	25	26	27	28	29	30	31	32	33	34	35	36	37	38	39	40	41
HRc											15	30	25	38	34			55	60	42	55
HB	60	100	75	90	130	110	90	100			200	280	250	350	320	400Rm	1050Rm	550	630	400	550
Recommended								○													

COMBO TAPS

Vap **TB824 SERIES**
Bright **TC824 SERIES**
TiN **TD824 SERIES**

UNC Unified coarse threads

- Unified Grobgewinde
- UNC
- Unificato passo fine

▶ For using multi-purpose and correct thread profiles & long tool life due to special tap geometry. YG-1 company has a patent.

▶ Für vielfältigen Einsatz, genaue Gewindeprofile und lange Standzeitendank einer besonderen Schneidengeometrie. Von YG-1 patentiert.

DIN 371

DIN 376

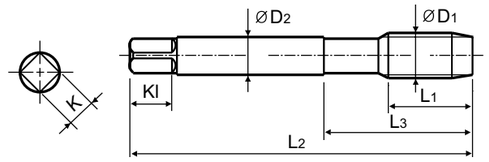

Hole type
2.5×D

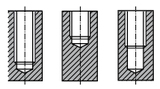

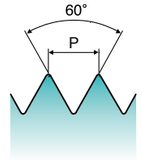

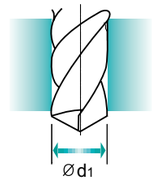

Material groups **MU** | HSS-E | DIN 371/376 | 2B | 60° | C | Vap Bright TiN | R40

Machine taps
Maschinengewindebohrer

Recommended Cutting Page : P.114

Unit : mm

SIZE	TPI	EDP No.			Thread Length	Overall Length	Neck Length	Shank Diameter	Square Size	Square Length	No. of Flute	Tapping Drill Diameter
ØD1		Vap	Bright	TiN	L1	L2	L3	ØD2	K	Kl	Z	Ød1
#4	− 40 UNC	TB824162	TC824162	TD824162	6	56	18	3.5	2.7	6	3	2.3
#5	− 40 UNC	TB824202	TC824202	TD824202	7	56	18	3.5	2.7	6	3	2.6
#6	− 32 UNC	TB824242	TC824242	TD824242	7	56	20	4	3	6	3	2.85
#8	− 32 UNC	TB824282	TC824282	TD824282	8	63	21	4.5	3.4	6	3	3.5
#10	− 24 UNC	TB824322	TC824322	TD824322	10	70	25	6	4.9	8	3	3.9
#12	− 24 UNC	TB824362	TC824362	TD824362	10	80	30	6	4.9	8	3	4.5
1/4	− 20 UNC	TB824402	TC824402	TD824402	13	80	30	7	5.5	8	3	5.2
5/16	− 18 UNC	TB824442	TC824442	TD824442	14	90	35	8	6.2	9	3	6.6
3/8	− 16 UNC	TB824482	TC824482	TD824482	16	100	39	9	7	10	3	8
7/16	− 14 UNC	TB824522	TC824522	TD824522	17	100	40	8	6.2	9	3	9.4
1/2	− 13 UNC	TB824562	TC824562	TD824562	20	110	44	9	7	10	3	10.75
9/16	− 12 UNC	TB824602	TC824602	TD824602	20	110	44	11	9	12	3	12.25
5/8	− 11 UNC	TB824642	TC824642	TD824642	22	110	44	12	9	12	3	13.5
3/4	− 10 UNC	TB824702	TC824702	TD824702	25	125	50	14	11	14	4	16.5
7/8	− 9 UNC	TB824742	TC824742	TD824742	27	140	54	18	14.5	17	4	19.5
1	− 8 UNC	TB824782	TC824782	TD824782	30	160	60	20	16	19	4	22.25

▶DIN 371(#4~3/8) and DIN 376(7/16~1)
* The other coating(TiCN or TiAlN) is available on your request.

◎ : Excellent ○ : Good

ISO	P											M			K					
Material Description	Non-alloy steel					Low alloy steel				High alloyed steel, and tool steel		Stainless steel			Grey cast iron		Nodular cast iron		Malleable cast iron	
VDI 3323	1	2	3	4	5	6	7	8	9	10	11	12	13	14	15	16	17	18	19	20
HRc		13	25	28	32	10	29	32	38	15	35	15	23	10	10	26	3	25		21
HB	125	190	250	270	300	180	275	300	350	200	325	200	240	180	180	260	160	250	130	230
Recommended	○	◎	◎	◎	◎	◎	◎	◎	◎	○		◎	◎	◎	◎	◎	◎	◎		

ISO	N										S							H		
Material Description	Aluminum-wrought alloy		Aluminum-cast, alloyed			Copper and Copper Alloys (Bronze / Brass)			Non Metallic Materials		Heat Resistant Super Alloys					Titanium Alloys		Hardened steel	Chilled Cast Iron	Hardened Cast Iron
VDI 3323	21	22	23	24	25	26	27	28	29	30	31	32	33	34	35	36	37	38	39	40	41
HRc											15	30	25	38	34			55	60	42	55
HB	60	100	75	90	130	110	90	100			200	280	250	350	320	400Rm	1050Rm	550	630	400	550
Recommended			◎			◎	◎	◎													

COMBO TAPS

Bright **TCE01** SERIES
TiN **TDE01** SERIES

UNC Unified coarse threads

- Unified Grobgewinde
- UNC
- Unificato passo fine

▶ For using multi-purpose and correct thread profiles & long tool life due to special tap geometry. YG-1 company has a patent.

▶ Für vielfältigen Einsatz, genaue Gewindeprofile und lange Standzeitendank einer besonderen Schneidengeometrie. Von YG-1 patentiert.

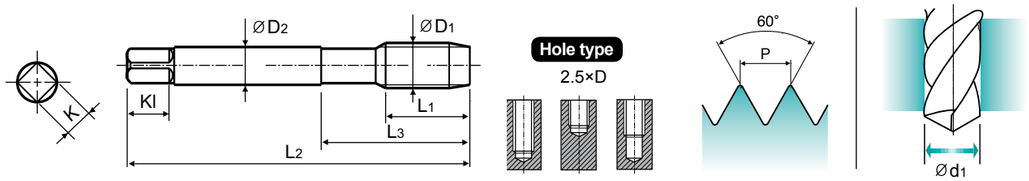

Material groups **MU** | HSS-E | DIN 371/376 | 3B | 60° | C | Bright TiN | R40

Machine taps
Maschinengewindebohrer

Recommended Cutting Page : P.114

Unit : mm

SIZE ØD1	TPI	EDP No. Bright	EDP No. TiN	Thread Length L1	Overall Length L2	Neck Length L3	Shank Diameter ØD2	Square Size K	Square Length Kl	No. of Flute Z	Tapping Drill Diameter Ød1
#4	– 40 UNC	TCE01162	TDE01162	6	56	18	3.5	2.7	6	3	2.3
#5	– 40 UNC	TCE01202	TDE01202	7	56	18	3.5	2.7	6	3	2.6
#6	– 32 UNC	TCE01242	TDE01242	7	56	20	4	3	6	3	2.85
#8	– 32 UNC	TCE01282	TDE01282	8	63	21	4.5	3.4	6	3	3.5
#10	– 24 UNC	TCE01322	TDE01322	10	70	25	6	4.9	8	3	3.9
#12	– 24 UNC	TCE01362	TDE01362	10	80	30	6	4.9	8	3	4.5
1/4	– 20 UNC	TCE01402	TDE01402	13	80	30	7	5.5	8	3	5.2
5/16	– 18 UNC	TCE01442	TDE01442	14	90	35	8	6.2	9	3	6.6
3/8	– 16 UNC	TCE01482	TDE01482	16	100	39	9	7	10	3	8
7/16	– 14 UNC	TCE01522	TDE01522	17	100	40	8	6.2	9	3	9.4
1/2	– 13 UNC	TCE01562	TDE01562	20	110	44	9	7	10	3	10.75
9/16	– 12 UNC	TCE01602	TDE01602	20	110	44	11	9	12	3	12.25
5/8	– 11 UNC	TCE01642	TDE01642	22	110	44	12	9	12	3	13.5
3/4	– 10 UNC	TCE01702	TDE01702	25	125	50	14	11	14	4	16.5
7/8	– 9 UNC	TCE01742	TDE01742	27	140	54	18	14.5	17	4	19.5
1	– 8 UNC	TCE01782	TDE01782	30	160	60	20	16	19	4	22.25

▶DIN 371(#4~3/8) and DIN 376(7/16~1)
* The other coating(TiCN or TiAlN) or Surface Treatment(Steam Homo) is available on your request.

◎ : Excellent ○ : Good

ISO	P											M			K					
Material Description	Non-alloy steel					Low alloy steel				High alloyed steel, and tool steel		Stainless steel			Grey cast iron		Nodular cast iron		Malleable cast iron	
VDI 3323	1	2	3	4	5	6	7	8	9	10	11	12	13	14	15	16	17	18	19	20
HRc		13	25	28	32	10	29	32	38	15	35	15	23	10	10	26	3	25		21
HB	125	190	250	270	300	180	275	300	350	200	325	200	240	180	180	260	160	250	130	230
Recommended	○	◎	◎	◎	◎	◎	◎	◎	◎	○		◎	◎	◎	◎	◎	◎	◎		

ISO	N										S							H		
Material Description	Aluminum-wrought alloy		Aluminum-cast, alloyed			Copper and Copper Alloys (Bronze / Brass)			Non Metallic Materials		Heat Resistant Super Alloys					Titanium Alloys		Hardened steel	Chilled Cast Iron	Hardened Cast Iron
VDI 3323	21	22	23	24	25	26	27	28	29	30	31	32	33	34	35	36	37	38	39	40	41
HRc											15	30	25	38	34			55	60	42	55
HB	60	100	75	90	130	110	90	100			200	280	250	350	320	400Rm	1050Rm	550	630	400	550
Recommended			◎			◎	◎	◎													

COMBO TAPS

Vap **TB864** SERIES
Bright **TC864** SERIES
TiN **TD864** SERIES

UNF Unified fine threads

- Unified Grobgewinde
- UNF
- Unificato passo fine

▶ For using multi-purpose and correct thread profiles & long tool life due to special tap geometry. YG-1 company has a patent.

▶ Für vielfältigen Einsatz, genaue Gewindeprofile und lange Standzeitendank einer besonderen Schneidengeometrie. Von YG-1 patentiert.

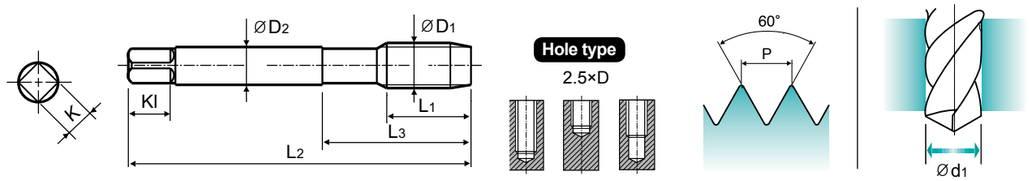

Material groups **MU** | HSS-E | DIN 371/374 | 2B | 60° | C | Vap Bright TiN | R40

Machine taps
Maschinengewindebohrer

Recommended Cutting Page : P.114

Unit : mm

SIZE ØD1	TPI	EDP No. Vap	EDP No. Bright	EDP No. TiN	Thread Length L1	Overall Length L2	Neck Length L3	Shank Diameter ØD2	Square Size K	Square Length Kl	No. of Flute Z	Tapping Drill Diameter Ød1
#4	–48UNF	TB864182	TC864182	TD864182	6	56	18	3.5	2.7	6	3	2.4
#5	–44UNF	TB864222	TC864222	TD864222	7	56	18	3.5	2.7	6	3	2.7
#6	–40UNF	TB864262	TC864262	TD864262	7	56	20	4	3	6	3	3
#8	–36UNF	TB864302	TC864302	TD864302	8	63	21	4.5	3.4	6	3	3.5
#10	–32UNF	TB864342	TC864342	TD864342	10	70	25	6	4.9	8	3	4.1
#12	–28UNF	TB864382	TC864382	TD864382	10	80	30	6	4.9	8	3	4.7
1/4	–28UNF	TB864422	TC864422	TD864422	10	80	30	7	5.5	8	3	5.5
5/16	–24UNF	TB864462	TC864462	TD864462	10	90	35	8	6.2	9	3	6.9
3/8	–24UNF	TB864502	TC864502	TD864502	10	100	39	9	7	10	3	8.5
7/16	–20UNF	TB864542	TC864542	TD864542	13	100	40	8	6.2	9	3	9.9
1/2	–20UNF	TB864582	TC864582	TD864582	13	100	40	9	7	10	3	11.5
9/16	–18UNF	TB864622	TC864622	TD864622	15	100	40	11	9	12	3	12.9
5/8	–18UNF	TB864662	TC864662	TD864662	15	100	40	12	9	12	3	14.5
3/4	–16UNF	TB864722	TC864722	TD864722	17	110	44	14	11	14	4	17.5
7/8	–14UNF	TB864762	TC864762	TD864762	17	125	50	18	14.5	17	4	20.5
1	–12UNF	TB864802	TC864802	TD864802	20	140	54	20	16	19	4	23.25

▶DIN 371(#4~3/8) and DIN 374(7/16~1)
* The other coating(TiCN or TiAlN) is available on your request.

◎ : Excellent ○ : Good

ISO	P											M			K					
Material Description	Non-alloy steel					Low alloy steel				High alloyed steel, and tool steel		Stainless steel			Grey cast iron		Nodular cast iron		Malleable cast iron	
VDI 3323	1	2	3	4	5	6	7	8	9	10	11	12	13	14	15	16	17	18	19	20
HRc		13	25	28	32	10	29	32	38	15	35	15	23	10	10	26	3	25		21
HB	125	190	250	270	300	180	275	300	350	200	325	200	240	180	180	260	160	250	130	230
Recommended	○	◎	◎	◎	◎	◎	◎	◎	◎	○		◎	◎	◎	◎	◎	◎	◎		

ISO	N										S							H		
Material Description	Aluminum-wrought alloy		Aluminum-cast, alloyed			Copper and Copper Alloys (Bronze / Brass)			Non Metallic Materials		Heat Resistant Super Alloys					Titanium Alloys		Hardened steel	Chilled Cast Iron	Hardened Cast Iron
VDI 3323	21	22	23	24	25	26	27	28	29	30	31	32	33	34	35	36	37	38	39	40	41
HRc											15	30	25	38	34			55	60	42	55
HB	60	100	75	90	130	110	90	100			200	280	250	350	320	400Rm	1050Rm	550	630	400	550
Recommended			◎			◎	◎	◎													

COMBO TAPS

Bright **TCE02** SERIES
TiN **TDE02** SERIES

UNF Unified fine threads

- Unified Grobgewinde
- UNF
- Unificato passo fine

▶ For using multi-purpose and correct thread profiles & long tool life due to special tap geometry. YG-1 company has a patent.

▶ Für vielfältigen Einsatz, genaue Gewindeprofile und lange Standzeitendank einer besonderen Schneidengeometrie. Von YG-1 patentiert.

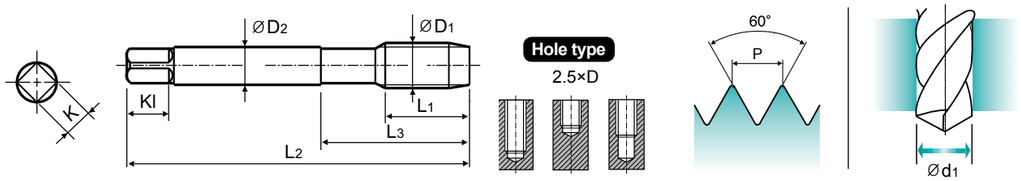

Material groups **MU** | HSS-E | DIN 371/374 | 3B | 60° | C | Bright TiN | R40

Machine taps
Maschinengewindebohrer

Recommended Cutting Page : P.114

Unit : mm

SIZE		TPI	EDP No.		Thread Length	Overall Length	Neck Length	Shank Diameter	Square Size	Square Length	No. of Flute	Tapping Drill Diameter
ØD1			Bright	TiN	L1	L2	L3	ØD2	K	Kl	Z	Ød1
#4	–	48UNF	TCE02182	TDE02182	6	56	18	3.5	2.7	6	3	2.4
#5	–	44UNF	TCE02222	TDE02222	7	56	18	3.5	2.7	6	3	2.7
#6	–	40UNF	TCE02262	TDE02262	7	56	20	4	3	6	3	3
#8	–	36UNF	TCE02302	TDE02302	8	63	21	4.5	3.4	6	3	3.5
#10	–	32UNF	TCE02342	TDE02342	10	70	25	6	4.9	8	3	4.1
#12	–	28UNF	TCE02382	TDE02382	10	80	30	6	4.9	8	3	4.7
1/4	–	28UNF	TCE02422	TDE02422	10	80	30	7	5.5	8	3	5.5
5/16	–	24UNF	TCE02462	TDE02462	10	90	35	8	6.2	9	3	6.9
3/8	–	24UNF	TCE02502	TDE02502	10	100	39	9	7	10	3	8.5
7/16	–	20UNF	TCE02542	TDE02542	13	100	40	8	6.2	9	3	9.9
1/2	–	20UNF	TCE02582	TDE02582	13	100	40	9	7	10	3	11.5
9/16	–	18UNF	TCE02622	TDE02622	15	100	40	11	9	12	3	12.9
5/8	–	18UNF	TCE02662	TDE02662	15	100	40	12	9	12	3	14.5
3/4	–	16UNF	TCE02722	TDE02722	17	110	44	14	11	14	4	17.5
7/8	–	14UNF	TCE02762	TDE02762	17	125	50	18	14.5	17	4	20.5
1	–	12UNF	TCE02802	TDE02802	20	140	54	20	16	19	4	23.25

▶DIN 371(#4~3/8) and DIN 374(7/16~1)
* The other coating(TiCN or TiAlN) or Surface Treatment(Steam Homo) is available on your request.

◎ : Excellent ○ : Good

ISO	P											M			K					
Material Description	Non-alloy steel					Low alloy steel				High alloyed steel, and tool steel		Stainless steel			Grey cast iron		Nodular cast iron		Malleable cast iron	
VDI 3323	1	2	3	4	5	6	7	8	9	10	11	12	13	14	15	16	17	18	19	20
HRc		13	25	28	32	10	29	32	38	15	35	15	23	10	10	26	3	25		21
HB	125	190	250	270	300	180	275	300	350	200	325	200	240	180	180	260	160	250	130	230
Recommended	○	◎	◎	◎	◎	◎	◎	◎	◎	○		◎	◎	◎	◎	◎	◎	◎		

ISO	N										S							H		
Material Description	Aluminum-wrought alloy		Aluminum-cast, alloyed			Copper and Copper Alloys (Bronze / Brass)			Non Metallic Materials		Heat Resistant Super Alloys					Titanium Alloys		Hardened steel	Chilled Cast Iron	Hardened Cast Iron
VDI 3323	21	22	23	24	25	26	27	28	29	30	31	32	33	34	35	36	37	38	39	40	41
HRc											15	30	25	38	34			55	60	42	55
HB	60	100	75	90	130	110	90	100			200	280	250	350	320	400Rm	1050Rm	550	630	400	550
Recommended			◎			◎	◎	◎													

COMBO TAPS

Vap **TB814** SERIES
Bright **TC814** SERIES
TiN **TD814** SERIES

M ISO Metric coarse threads DIN 13

- Metrisches ISO-Gewinde DIN 13
- ISO MÉTRIQUE DIN13
- ISO Metrico passo grosso DIN 13

▶ For using multi-purpose and correct thread profiles & long tool life due to special tap geometry. YG-1 company has a patent.

▶ Für vielfältigen Einsatz, genaue Gewindeprofile und lange Standzeitendank einer besonderen Schneidengeometrie. Von YG-1 patentiert.

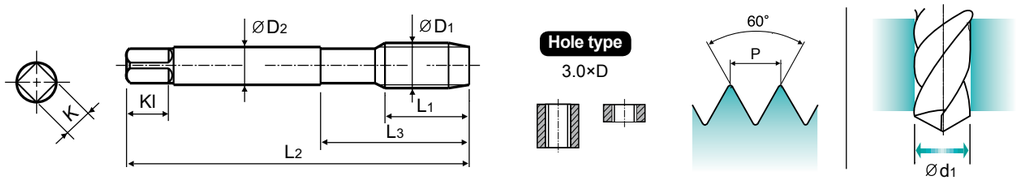

Material groups **MU** | HSS-E | DIN 371/376 | 6H | 60° | B | Vap Bright TiN

Machine taps
Maschinengewindebohrer

Recommended Cutting Page : P.116

Unit : mm

SIZE		Pitch	EDP No.			Thread Length	Overall Length	Neck Length	Shank Diameter	Square Size	Square Length	No. of Flute	Tapping Drill Diameter
ØD1		P	Vap	Bright	TiN	L1	L2	L3	ØD2	K	Kl	Z	Ød1
M2	×	0.4	TB814136	TC814136	TD814136	8	45	13	2.8	2.1	5	3	1.6
M2.2	×	0.45	TB814156	TC814156	TD814156	8	45	13	2.8	2.1	5	3	1.75
M2.3	×	0.4	TB814196	TC814196	TD814196	8	45	13	2.8	2.1	5	3	1.9
M2.5	×	0.45	TB814176	TC814176	TD814176	9	50	15	2.8	2.1	5	3	2.05
M2.6	×	0.45	TB814496	TC814496	TD814496	9	50	15	2.8	2.1	5	3	2.1
M3	×	0.5	TB814206	TC814206	TD814206	11	56	18	3.5	2.7	6	3	2.5
M3.5	×	0.6	TB814226	TC814226	TD814226	12	56	20	4	3	6	3	2.9
M4	×	0.7	TB814246	TC814246	TD814246	13	63	21	4.5	3.4	6	3	3.3
M4.5	×	0.75	TB814266	TC814266	TD814266	14	70	25	6	4.9	8	3	3.7
M5	×	0.8	TB814286	TC814286	TD814286	15	70	25	6	4.9	8	3	4.2
M6	×	1	TB814316	TC814316	TD814316	17	80	30	6	4.9	8	3	5
M7	×	1	TB814346	TC814346	TD814346	17	80	30	7	5.5	8	3	6
M8	×	1.25	TB814366	TC814366	TD814366	20	90	35	8	6.2	9	3	6.8
M9	×	1.25	TB814396	TC814396	TD814396	20	90	35	9	7	10	3	7.8
M10	×	1.5	TB814426	TC814426	TD814426	22	100	39	10	8	11	3	8.5
M11	×	1.5	TB814466	TC814466	TD814466	22	100	40	8	6.2	9	3	9.5
M12	×	1.75	TB814506	TC814506	TD814506	24	110	44	9	7	10	3	10.2
M14	×	2	TB814546	TC814546	TD814546	26	110	44	11	9	12	3	12
M16	×	2	TB814606	TC814606	TD814606	27	110	44	12	9	12	3	14
M18	×	2.5	TB814656	TC814656	TD814656	30	125	50	14	11	14	4	15.5
M20	×	2.5	TB814706	TC814706	TD814706	32	140	54	16	12	15	4	17.5
M22	×	2.5	TB814746	TC814746	TD814746	32	140	54	18	14.5	17	4	19.5
M24	×	3	TB814786	TC814786	TD814786	34	160	60	18	14.5	17	4	21
M27	×	3	TB814866	TC814866	TD814866	36	160	60	20	16	19	4	24
M30	×	3.5	TB814946	TC814946	TD814946	40	180	70	22	18	21	4	26.5

▶DIN 371(M2~M10) and DIN 376(M11~M30)
* The other coating(TiCN or TiAlN) is available on your request.

◎ : Excellent ○ : Good

ISO	P											M			K					
Material Description	Non-alloy steel					Low alloy steel				High alloyed steel, and tool steel		Stainless steel			Grey cast iron		Nodular cast iron		Malleable cast iron	
VDI 3323	1	2	3	4	5	6	7	8	9	10	11	12	13	14	15	16	17	18	19	20
HRc		13	25	28	32	10	29	32	38	15	35	15	23	10	10	26	3	25		21
HB	125	190	250	270	300	180	275	300	350	200	325	200	240	180	180	260	160	250	130	230
Recommended	○	◎	◎	◎	◎	◎	◎	◎	◎	○		◎	◎	◎	◎	◎	◎	◎		

ISO	N										S							H		
Material Description	Aluminum-wrought alloy		Aluminum-cast, alloyed			Copper and Copper Alloys (Bronze / Brass)			Non Metallic Materials		Heat Resistant Super Alloys					Titanium Alloys		Hardened steel	Chilled Cast Iron	Hardened Cast Iron
VDI 3323	21	22	23	24	25	26	27	28	29	30	31	32	33	34	35	36	37	38	39	40	41
HRc											15	30	25	38	34			55	60	42	55
HB	60	100	75	90	130	110	90	100			200	280	250	350	320	400Rm	1050Rm	550	630	400	550
Recommended			◎			◎	◎	◎													

COMBO TAPS

Vap	TBJ05 SERIES
Bright	TCJ05 SERIES
TiN	TDJ05 SERIES

M ISO Metric coarse threads DIN 13

Metrisches ISO-Gewinde DIN 13
ISO MÉTRIQUE DIN13
ISO Metrico passo grosso DIN 13

▶ For using multi-purpose and correct thread profiles & long tool life due to special tap geometry. YG-1 company has a patent.

▶ Für vielfältigen Einsatz, genaue Gewindeprofile und lange Standzeitendank einer besonderen Schneidengeometrie. Von YG-1 patentiert.

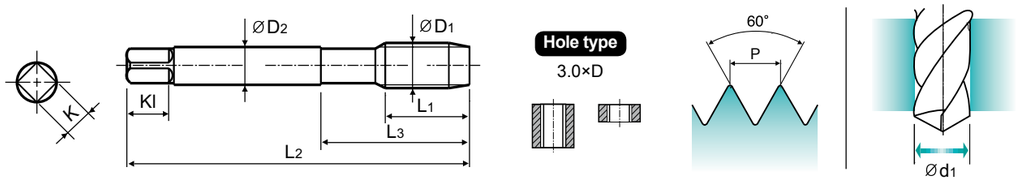

Material groups **MU** | HSS-E | DIN 371/376 | 4H | 60° | B | Vap Bright TiN

Machine taps
Maschinengewindebohrer

Recommended Cutting Page : P.116

Unit : mm

SIZE	Pitch	EDP No.			Thread Length	Overall Length	Neck Length	Shank Diameter	Square Size	Square Length	No. of Flute	Tapping Drill Diameter
ØD1	P	Vap	Bright	TiN	L1	L2	L3	ØD2	K	Kl	Z	Ød1
M2	× 0.4	TBJ05136	TCJ05136	TDJ05136	8	45	13	2.8	2.1	5	3	1.6
M2.2	× 0.45	TBJ05156	TCJ05156	TDJ05156	8	45	13	2.8	2.1	5	3	1.75
M2.3	× 0.4	TBJ05196	TCJ05196	TDJ05196	8	45	13	2.8	2.1	5	3	1.9
M2.5	× 0.45	TBJ05176	TCJ05176	TDJ05176	9	50	15	2.8	2.1	5	3	2.05
M2.6	× 0.45	TBJ05496	TCJ05496	TDJ05496	9	50	15	2.8	2.1	5	3	2.1
M3	× 0.5	TBJ05206	TCJ05206	TDJ05206	11	56	18	3.5	2.7	6	3	2.5
M3.5	× 0.6	TBJ05226	TCJ05226	TDJ05226	12	56	20	4	3	6	3	2.9
M4	× 0.7	TBJ05246	TCJ05246	TDJ05246	13	63	21	4.5	3.4	6	3	3.3
M4.5	× 0.75	TBJ05266	TCJ05266	TDJ05266	14	70	25	6	4.9	8	3	3.7
M5	× 0.8	TBJ05286	TCJ05286	TDJ05286	15	70	25	6	4.9	8	3	4.2
M6	× 1	TBJ05316	TCJ05316	TDJ05316	17	80	30	6	4.9	8	3	5
M7	× 1	TBJ05346	TCJ05346	TDJ05346	17	80	30	7	5.5	8	3	6
M8	× 1.25	TBJ05366	TCJ05366	TDJ05366	20	90	35	8	6.2	9	3	6.8
M9	× 1.25	TBJ05396	TCJ05396	TDJ05396	20	90	35	9	7	10	3	7.8
M10	× 1.5	TBJ05426	TCJ05426	TDJ05426	22	100	39	10	8	11	3	8.5
M11	× 1.5	TBJ05466	TCJ05466	TDJ05466	22	100	40	8	6.2	9	3	9.5
M12	× 1.75	TBJ05506	TCJ05506	TDJ05506	24	110	44	9	7	10	3	10.2
M14	× 2	TBJ05546	TCJ05546	TDJ05546	26	110	44	11	9	12	3	12
M16	× 2	TBJ05606	TCJ05606	TDJ05606	27	110	44	12	9	12	3	14
M18	× 2.5	TBJ05656	TCJ05656	TDJ05656	30	125	50	14	11	14	4	15.5
M20	× 2.5	TBJ05706	TCJ05706	TDJ05706	32	140	54	16	12	15	4	17.5
M22	× 2.5	TBJ05746	TCJ05746	TDJ05746	32	140	54	18	14.5	17	4	19.5
M24	× 3	TBJ05786	TCJ05786	TDJ05786	34	160	60	18	14.5	17	4	21
M27	× 3	TBJ05866	TCJ05866	TDJ05866	36	160	60	20	16	19	4	24
M30	× 3.5	TBJ05946	TCJ05946	TDJ05946	40	180	70	22	18	21	4	26.5

▶DIN 371(M2~M10) and DIN 376(M11~M30)
* The other coating(TiCN or TiAlN) is available on your request.

◎ : Excellent ○ : Good

ISO	P											M			K					
Material Description	Non-alloy steel					Low alloy steel				High alloyed steel, and tool steel		Stainless steel			Grey cast iron		Nodular cast iron		Malleable cast iron	
VDI 3323	1	2	3	4	5	6	7	8	9	10	11	12	13	14	15	16	17	18	19	20
HRc		13	25	28	32	10	29	32	38	15	35	15	23	10	10	26	3	25		21
HB	125	190	250	270	300	180	275	300	350	200	325	200	240	180	180	260	160	250	130	230
Recommended	○	◎	◎	◎	◎	◎	◎	◎	◎	○		◎	◎	◎	◎	◎	◎	◎		

ISO	N										S							H		
Material Description	Aluminum-wrought alloy		Aluminum-cast, alloyed			Copper and Copper Alloys (Bronze / Brass)			Non Metallic Materials		Heat Resistant Super Alloys					Titanium Alloys		Hardened steel	Chilled Cast Iron	Hardened Cast Iron
VDI 3323	21	22	23	24	25	26	27	28	29	30	31	32	33	34	35	36	37	38	39	40	41
HRc											15	30	25	38	34			55	60	42	55
HB	60	100	75	90	130	110	90	100			200	280	250	350	320	400Rm	1050Rm	550	630	400	550
Recommended			◎			◎	◎	◎													

COMBO TAPS

Vap	TBJ06 SERIES
Bright	TCJ06 SERIES
TiN	TDJ06 SERIES

M ISO Metric coarse threads DIN 13

Metrisches ISO-Gewinde DIN 13
ISO MÉTRIQUE DIN13
ISO Metrico passo grosso DIN 13

▶ For using multi-purpose and correct thread profiles & long tool life due to special tap geometry. YG-1 company has a patent.

▶ Für vielfältigen Einsatz, genaue Gewindeprofile und lange Standzeitendank einer besonderen Schneidengeometrie. Von YG-1 patentiert.

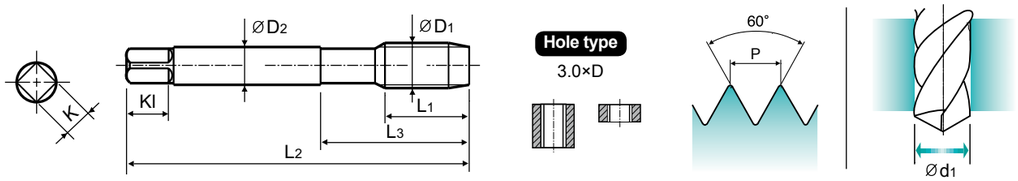

Material groups **MU** | HSS-E | DIN 371/376 | 6H+0.1 | 60° | B | Vap Bright TiN

Machine taps
Maschinengewindebohrer

Recommended Cutting Page : P.116-117

Unit : mm

SIZE	Pitch	EDP No.			Thread Length	Overall Length	Neck Length	Shank Diameter	Square Size	Square Length	No. of Flute	Tapping Drill Diameter
ØD1	P	Vap	Bright	TiN	L1	L2	L3	ØD2	K	Kl	Z	Ød1
M2	× 0.4	TBJ06136	TCJ06136	TDJ06136	8	45	13	2.8	2.1	5	3	1.7
M2.2	× 0.45	TBJ06156	TCJ06156	TDJ06156	8	45	13	2.8	2.1	5	3	1.85
M2.3	× 0.4	TBJ06196	TCJ06196	TDJ06196	8	45	13	2.8	2.1	5	3	2
M2.5	× 0.45	TBJ06176	TCJ06176	TDJ06176	9	50	15	2.8	2.1	5	3	2.15
M2.6	× 0.45	TBJ06496	TCJ06496	TDJ06496	9	50	15	2.8	2.1	5	3	2.2
M3	× 0.5	TBJ06206	TCJ06206	TDJ06206	11	56	18	3.5	2.7	6	3	2.6
M3.5	× 0.6	TBJ06226	TCJ06226	TDJ06226	12	56	20	4	3	6	3	3
M4	× 0.7	TBJ06246	TCJ06246	TDJ06246	13	63	21	4.5	3.4	6	3	3.4
M4.5	× 0.75	TBJ06266	TCJ06266	TDJ06266	14	70	25	6	4.9	8	3	3.8
M5	× 0.8	TBJ06286	TCJ06286	TDJ06286	15	70	25	6	4.9	8	3	4.3
M6	× 1	TBJ06316	TCJ06316	TDJ06316	17	80	30	6	4.9	8	3	5.1
M7	× 1	TBJ06346	TCJ06346	TDJ06346	17	80	30	7	5.5	8	3	6.1
M8	× 1.25	TBJ06366	TCJ06366	TDJ06366	20	90	35	8	6.2	9	3	6.9
M9	× 1.25	TBJ06396	TCJ06396	TDJ06396	20	90	35	9	7	10	3	7.9
M10	× 1.5	TBJ06426	TCJ06426	TDJ06426	22	100	39	10	8	11	3	8.6
M11	× 1.5	TBJ06466	TCJ06466	TDJ06466	22	100	40	8	6.2	9	3	9.6
M12	× 1.75	TBJ06506	TCJ06506	TDJ06506	24	110	44	9	7	10	3	10.3
M14	× 2	TBJ06546	TCJ06546	TDJ06546	26	110	44	11	9	12	3	12.1
M16	× 2	TBJ06606	TCJ06606	TDJ06606	27	110	44	12	9	12	3	14.1
M18	× 2.5	TBJ06656	TCJ06656	TDJ06656	30	125	50	14	11	14	4	15.6
M20	× 2.5	TBJ06706	TCJ06706	TDJ06706	32	140	54	16	12	15	4	17.6
M22	× 2.5	TBJ06746	TCJ06746	TDJ06746	32	140	54	18	14.5	17	4	19.6
M24	× 3	TBJ06786	TCJ06786	TDJ06786	34	160	60	18	14.5	17	4	21.1
M27	× 3	TBJ06866	TCJ06866	TDJ06866	36	160	60	20	16	19	4	24.1
M30	× 3.5	TBJ06946	TCJ06946	TDJ06946	40	180	70	22	18	21	4	26.6

▶DIN 371(M2~M10) and DIN 376(M11~M30)
* The other coating(TiCN or TiAlN) is available on your request.

◎ : Excellent ○ : Good

ISO	P											M			K					
Material Description	Non-alloy steel					Low alloy steel				High alloyed steel, and tool steel		Stainless steel			Grey cast iron		Nodular cast iron		Malleable cast iron	
VDI 3323	1	2	3	4	5	6	7	8	9	10	11	12	13	14	15	16	17	18	19	20
HRc		13	25	28	32	10	29	32	38	15	35	15	23	10	10	26	3	25		21
HB	125	190	250	270	300	180	275	300	350	200	325	200	240	180	180	260	160	250	130	230
Recommended	○	◎	◎	◎	◎	◎	◎	◎	◎	○		◎	◎	◎	◎	◎	◎	◎		

ISO	N										S							H		
Material Description	Aluminum-wrought alloy		Aluminum-cast, alloyed			Copper and Copper Alloys (Bronze / Brass)			Non Metallic Materials		Heat Resistant Super Alloys					Titanium Alloys		Hardened steel	Chilled Cast Iron	Hardened Cast Iron
VDI 3323	21	22	23	24	25	26	27	28	29	30	31	32	33	34	35	36	37	38	39	40	41
HRc											15	30	25	38	34			55	60	42	55
HB	60	100	75	90	130	110	90	100			200	280	250	350	320	400Rm	1050Rm	550	630	400	550
Recommended			◎			◎	◎	◎													

COMBO TAPS

Vap	TBJ07 SERIES
Bright	TCJ07 SERIES
TiN	TDJ07 SERIES

M ISO Metric coarse threads DIN 13

Metrisches ISO-Gewinde DIN 13
ISO MÉTRIQUE DIN13
ISO Metrico passo grosso DIN 13

▶ For using multi-purpose and correct thread profiles & long tool life due to special tap geometry. YG-1 company has a patent.

▶ Für vielfältigen Einsatz, genaue Gewindeprofile und lange Standzeitendank einer besonderen Schneidengeometrie. Von YG-1 patentiert.

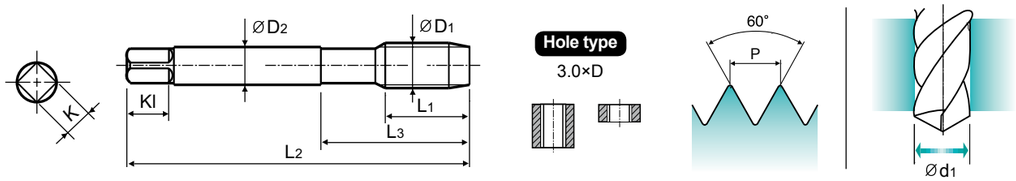

Material groups **MU** | HSS-E | DIN 371/376 | 6G | 60° | B | Vap Bright TiN

Machine taps
Maschinengewindebohrer

Recommended Cutting Page : P.117

Unit : mm

SIZE	Pitch	EDP No.			Thread Length	Overall Length	Neck Length	Shank Diameter	Square Size	Square Length	No. of Flute	Tapping Drill Diameter
ØD1	P	Vap	Bright	TiN	L1	L2	L3	ØD2	K	Kl	Z	Ød1
M2	× 0.4	TBJ07136	TCJ07136	TDJ07136	8	45	13	2.8	2.1	5	3	1.6
M2.2	× 0.45	TBJ07156	TCJ07156	TDJ07156	8	45	13	2.8	2.1	5	3	1.75
M2.3	× 0.4	TBJ07196	TCJ07196	TDJ07196	8	45	13	2.8	2.1	5	3	1.9
M2.5	× 0.45	TBJ07176	TCJ07176	TDJ07176	9	50	15	2.8	2.1	5	3	2.05
M2.6	× 0.45	TBJ07496	TCJ07496	TDJ07496	9	50	15	2.8	2.1	5	3	2.1
M3	× 0.5	TBJ07206	TCJ07206	TDJ07206	11	56	18	3.5	2.7	6	3	2.5
M3.5	× 0.6	TBJ07226	TCJ07226	TDJ07226	12	56	20	4	3	6	3	2.9
M4	× 0.7	TBJ07246	TCJ07246	TDJ07246	13	63	21	4.5	3.4	6	3	3.3
M4.5	× 0.75	TBJ07266	TCJ07266	TDJ07266	14	70	25	6	4.9	8	3	3.7
M5	× 0.8	TBJ07286	TCJ07286	TDJ07286	15	70	25	6	4.9	8	3	4.2
M6	× 1	TBJ07316	TCJ07316	TDJ07316	17	80	30	6	4.9	8	3	5
M7	× 1	TBJ07346	TCJ07346	TDJ07346	17	80	30	7	5.5	8	3	6
M8	× 1.25	TBJ07366	TCJ07366	TDJ07366	20	90	35	8	6.2	9	3	6.8
M9	× 1.25	TBJ07396	TCJ07396	TDJ07396	20	90	35	9	7	10	3	7.8
M10	× 1.5	TBJ07426	TCJ07426	TDJ07426	22	100	39	10	8	11	3	8.5
M11	× 1.5	TBJ07466	TCJ07466	TDJ07466	22	100	40	8	6.2	9	3	9.5
M12	× 1.75	TBJ07506	TCJ07506	TDJ07506	24	110	44	9	7	10	3	10.2
M14	× 2	TBJ07546	TCJ07546	TDJ07546	26	110	44	11	9	12	3	12
M16	× 2	TBJ07606	TCJ07606	TDJ07606	27	110	44	12	9	12	3	14
M18	× 2.5	TBJ07656	TCJ07656	TDJ07656	30	125	50	14	11	14	4	15.5
M20	× 2.5	TBJ07706	TCJ07706	TDJ07706	32	140	54	16	12	15	4	17.5
M22	× 2.5	TBJ07746	TCJ07746	TDJ07746	32	140	54	18	14.5	17	4	19.5
M24	× 3	TBJ07786	TCJ07786	TDJ07786	34	160	60	18	14.5	17	4	21
M27	× 3	TBJ07866	TCJ07866	TDJ07866	36	160	60	20	16	19	4	24
M30	× 3.5	TBJ07946	TCJ07946	TDJ07946	40	180	70	22	18	21	4	26.5

▶DIN 371(M2~M10) and DIN 376(M11~M30)
* The other coating(TiCN or TiAlN) is available on your request.

◎ : Excellent ○ : Good

ISO	P											M			K					
Material Description	Non-alloy steel					Low alloy steel				High alloyed steel, and tool steel		Stainless steel			Grey cast iron		Nodular cast iron		Malleable cast iron	
VDI 3323	1	2	3	4	5	6	7	8	9	10	11	12	13	14	15	16	17	18	19	20
HRc		13	25	28	32	10	29	32	38	15	35	15	23	10	10	26	3	25		21
HB	125	190	250	270	300	180	275	300	350	200	325	200	240	180	180	260	160	250	130	230
Recommended	○	◎	◎	◎	◎	◎	◎	◎	◎	○		◎	◎	◎	◎	◎	◎	◎		

ISO	N										S							H		
Material Description	Aluminum-wrought alloy		Aluminum-cast, alloyed			Copper and Copper Alloys (Bronze / Brass)			Non Metallic Materials		Heat Resistant Super Alloys					Titanium Alloys		Hardened steel	Chilled Cast Iron	Hardened Cast Iron
VDI 3323	21	22	23	24	25	26	27	28	29	30	31	32	33	34	35	36	37	38	39	40	41
HRc											15	30	25	38	34			55	60	42	55
HB	60	100	75	90	130	110	90	100			200	280	250	350	320	400Rm	1050Rm	550	630	400	550
Recommended			◎			◎	◎	◎													

COMBO TAPS

Vap	TBJ08 SERIES
Bright	TCJ08 SERIES
TiN	TDJ08 SERIES

M ISO Metric coarse threads DIN 13

Metrisches ISO-Gewinde DIN 13
ISO MÉTRIQUE DIN13
ISO Metrico passo grosso DIN 13

▶ For using multi-purpose and correct thread profiles & long tool life due to special tap geometry. YG-1 company has a patent.

▶ Für vielfältigen Einsatz, genaue Gewindeprofile und lange Standzeitendank einer besonderen Schneidengeometrie. Von YG-1 patentiert.

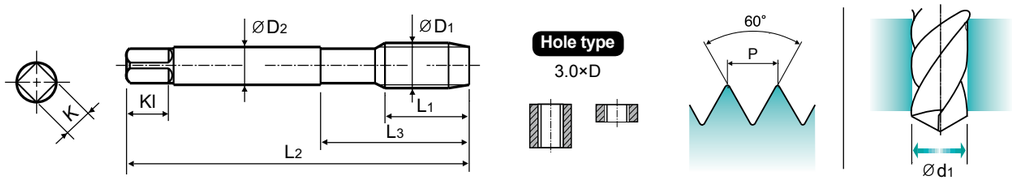

Material groups **MU** | HSS-E | DIN 371/376 | 7G | 60° | B | Vap Bright TiN

Machine taps
Maschinengewindebohrer

Recommended Cutting Page : P.117

Unit : mm

SIZE	Pitch	EDP No.			Thread Length	Overall Length	Neck Length	Shank Diameter	Square Size	Square Length	No. of Flute	Tapping Drill Diameter
ØD1	P	Vap	Bright	TiN	L1	L2	L3	ØD2	K	Kl	Z	Ød1
M2	× 0.4	TBJ08136	TCJ08136	TDJ08136	8	45	13	2.8	2.1	5	3	1.6
M2.2	× 0.45	TBJ08156	TCJ08156	TDJ08156	8	45	13	2.8	2.1	5	3	1.75
M2.3	× 0.4	TBJ08196	TCJ08196	TDJ08196	8	45	13	2.8	2.1	5	3	1.9
M2.5	× 0.45	TBJ08176	TCJ08176	TDJ08176	9	50	15	2.8	2.1	5	3	2.05
M2.6	× 0.45	TBJ08496	TCJ08496	TDJ08496	9	50	15	2.8	2.1	5	3	2.1
M3	× 0.5	TBJ08206	TCJ08206	TDJ08206	11	56	18	3.5	2.7	6	3	2.5
M3.5	× 0.6	TBJ08226	TCJ08226	TDJ08226	12	56	20	4	3	6	3	2.9
M4	× 0.7	TBJ08246	TCJ08246	TDJ08246	13	63	21	4.5	3.4	6	3	3.3
M4.5	× 0.75	TBJ08266	TCJ08266	TDJ08266	14	70	25	6	4.9	8	3	3.7
M5	× 0.8	TBJ08286	TCJ08286	TDJ08286	15	70	25	6	4.9	8	3	4.2
M6	× 1	TBJ08316	TCJ08316	TDJ08316	17	80	30	6	4.9	8	3	5
M7	× 1	TBJ08346	TCJ08346	TDJ08346	17	80	30	7	5.5	8	3	6
M8	× 1.25	TBJ08366	TCJ08366	TDJ08366	20	90	35	8	6.2	9	3	6.8
M9	× 1.25	TBJ08396	TCJ08396	TDJ08396	20	90	35	9	7	10	3	7.8
M10	× 1.5	TBJ08426	TCJ08426	TDJ08426	22	100	39	10	8	11	3	8.5
M11	× 1.5	TBJ08466	TCJ08466	TDJ08466	22	100	40	8	6.2	9	3	9.5
M12	× 1.75	TBJ08506	TCJ08506	TDJ08506	24	110	44	9	7	10	3	10.2
M14	× 2	TBJ08546	TCJ08546	TDJ08546	26	110	44	11	9	12	3	12
M16	× 2	TBJ08606	TCJ08606	TDJ08606	27	110	44	12	9	12	3	14
M18	× 2.5	TBJ08656	TCJ08656	TDJ08656	30	125	50	14	11	14	4	15.5
M20	× 2.5	TBJ08706	TCJ08706	TDJ08706	32	140	54	16	12	15	4	17.5
M22	× 2.5	TBJ08746	TCJ08746	TDJ08746	32	140	54	18	14.5	17	4	19.5
M24	× 3	TBJ08786	TCJ08786	TDJ08786	34	160	60	18	14.5	17	4	21
M27	× 3	TBJ08866	TCJ08866	TDJ08866	36	160	60	20	16	19	4	24
M30	× 3.5	TBJ08946	TCJ08946	TDJ08946	40	180	70	22	18	21	4	26.5

▶DIN 371(M2~M10) and DIN 376(M11~M30)
* The other coating(TiCN or TiAlN) is available on your request.

◎ : Excellent ○ : Good

ISO	P											M			K					
Material Description	Non-alloy steel					Low alloy steel				High alloyed steel, and tool steel		Stainless steel			Grey cast iron		Nodular cast iron		Malleable cast iron	
VDI 3323	1	2	3	4	5	6	7	8	9	10	11	12	13	14	15	16	17	18	19	20
HRc		13	25	28	32	10	29	32	38	15	35	15	23	10	10	26	3	25		21
HB	125	190	250	270	300	180	275	300	350	200	325	200	240	180	180	260	160	250	130	230
Recommended	○	◎	◎	◎	◎	◎	◎	◎	◎	○		◎	◎	◎	◎	◎	◎	◎		

ISO	N										S							H		
Material Description	Aluminum-wrought alloy		Aluminum-cast, alloyed			Copper and Copper Alloys (Bronze / Brass)			Non Metallic Materials		Heat Resistant Super Alloys					Titanium Alloys		Hardened steel	Chilled Cast Iron	Hardened Cast Iron
VDI 3323	21	22	23	24	25	26	27	28	29	30	31	32	33	34	35	36	37	38	39	40	41
HRc											15	30	25	38	34			55	60	42	55
HB	60	100	75	90	130	110	90	100			200	280	250	350	320	400Rm	1050Rm	550	630	400	550
Recommended			◎			◎	◎	◎													

COMBO TAPS

Vap	TB854 SERIES
Bright	TC854 SERIES
TiN	TD854 SERIES

MF ISO Metric fine threads DIN 13

Metrisches ISO-Feingewinde DIN 13
ISO MÉTRIQUE PAS FINS DIN13
ISO Metrico passo grosso DIN 13

▶ For using multi-purpose and correct thread profiles & long tool life due to special tap geometry. YG-1 company has a patent.

▶ Für vielfältigen Einsatz, genaue Gewindeprofile und lange Standzeitendank einer besonderen Schneidengeometrie. Von YG-1 patentiert.

DIN 374

Hole type
3.0×D

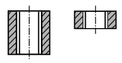

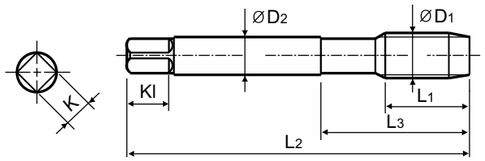

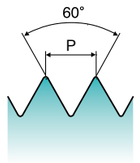

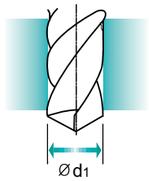

Material groups MU | HSS-E | DIN 374 | 6H | 60° | B | Vap Bright TiN

Machine taps
Maschinengewindebohrer

Recommended Cutting Page : P.116

Unit : mm

SIZE	Pitch	EDP No.			Thread Length	Overall Length	Neck Length	Shank Diameter	Square Size	Square Length	No. of Flute	Tapping Drill Diameter
ØD1	P	Vap	Bright	TiN	L1	L2	L3	ØD2	K	Kl	Z	Ød1
M4	× 0.5	TB854256	TC854256	TD854256	10	63	21	2.8	2.1	5	3	3.5
M5	× 0.5	TB854296	TC854296	TD854296	11	70	25	3.5	2.7	6	3	4.5
M6	× 0.75	TB854326	TC854326	TD854326	13	80	30	4.5	3.4	6	3	5.2
M6	× 0.5	TB854336	TC854336	TD854336	13	80	30	4.5	3.4	6	3	5.5
M7	× 0.75	TB854356	TC854356	TD854356	14	80	30	5.5	4.3	7	3	6.2
M8	× 1	TB854376	TC854376	TD854376	17	90	36	6	4.9	8	3	7
M8	× 0.75	TB854386	TC854386	TD854386	14	80	30	6	4.9	8	3	7.2
M10	× 1.25	TB854436	TC854436	TD854436	22	100	40	7	5.5	8	3	8.8
M10	× 1	TB854446	TC854446	TD854446	18	90	36	7	5.5	8	3	9
M10	× 0.75	TB854456	TC854456	TD854456	18	90	36	7	5.5	8	3	9.2
M12	× 1.5	TB854516	TC854516	TD854516	22	100	40	9	7	10	3	10.5
M12	× 1.25	TB854526	TC854526	TD854526	22	100	40	9	7	10	3	10.8
M12	× 1	TB854536	TC854536	TD854536	18	100	40	9	7	10	3	11
M14	× 1.5	TB854556	TC854556	TD854556	22	100	40	11	9	12	3	12.5
M14	× 1.25	TB854566	TC854566	TD854566	22	100	40	11	9	12	3	12.8
M14	× 1.0	TB854576	TC854576	TD854576	22	100	40	11	9	12	3	13
M16	× 1.5	TB854616	TC854616	TD854616	22	100	40	12	9	12	3	14.5
M16	× 1	TB854626	TC854626	TD854626	18	100	40	12	9	12	3	15
M18	× 1.5	TB854676	TC854676	TD854676	25	110	44	14	11	14	4	16.5
M18	× 1	TB854686	TC854686	TD854686	20	110	44	14	11	14	4	17

* The other coating(TiCN or TiAlN) is available on your request.

▶ NEXT PAGE

◎ : Excellent ○ : Good

ISO	P											M			K					
Material Description	Non-alloy steel					Low alloy steel				High alloyed steel, and tool steel		Stainless steel			Grey cast iron		Nodular cast iron		Malleable cast iron	
VDI 3323	1	2	3	4	5	6	7	8	9	10	11	12	13	14	15	16	17	18	19	20
HRc		13	25	28	32	10	29	32	38	15	35	15	23	10	10	26	3	25		21
HB	125	190	250	270	300	180	275	300	350	200	325	200	240	180	180	260	160	250	130	230
Recommended	○	◎	◎	◎	◎	◎	◎	◎	◎	○		◎	◎	◎	◎	◎	◎	◎		

ISO	N										S							H		
Material Description	Aluminum-wrought alloy		Aluminum-cast, alloyed			Copper and Copper Alloys (Bronze / Brass)			Non Metallic Materials		Heat Resistant Super Alloys					Titanium Alloys		Hardened steel	Chilled Cast Iron	Hardened Cast Iron
VDI 3323	21	22	23	24	25	26	27	28	29	30	31	32	33	34	35	36	37	38	39	40	41
HRc											15	30	25	38	34			55	60	42	55
HB	60	100	75	90	130	110	90	100			200	280	250	350	320	400Rm	1050Rm	550	630	400	550
Recommended			◎			◎	◎	◎													

COMBO TAPS
Vap TB854 SERIES
Bright TC854 SERIES
TiN TD854 SERIES
MF ISO Metric fine threads DIN 13
Metrisches ISO-Feingewinde DIN 13
ISO MÉTRIQUE PAS FINS DIN13
ISO Metrico passo grosso DIN 13
▶ For using multi-purpose and correct thread profiles & long tool life due to special tap geometry. YG-1 company has a patent.
▶ Für vielfältigen Einsatz, genaue Gewindeprofile und lange Standzeitendank einer besonderen Schneidengeometrie. Von YG-1 patentiert.
DIN 374
Hole type
3.0×D

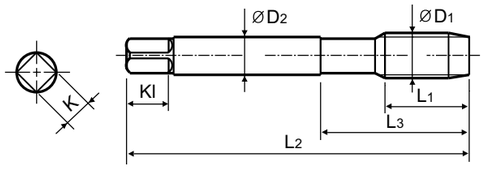

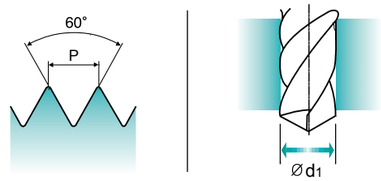

Material groups MU | HSS-E | DIN 374 | 6H | 60° | B | Vap Bright TiN
Machine taps
Maschinengewindebohrer
Recommended Cutting Page : P.116
Unit : mm

SIZE	Pitch	EDP No.			Thread Length	Overall Length	Neck Length	Shank Diameter	Square Size	Square Length	No. of Flute	Tapping Drill Diameter
ØD1	P	Vap	Bright	TiN	L1	L2	L3	ØD2	K	Kl	Z	Ød1
M20	× 1.5	TB854726	TC854726	TD854726	25	125	50	16	12	15	4	18.5
M20	× 1	TB854736	TC854736	TD854736	20	125	50	16	12	15	4	19
M22	× 1.5	TB854766	TC854766	TD854766	25	125	50	18	14.5	17	4	20.5
M22	× 1	TB854776	TC854776	TD854776	20	125	50	18	14.5	17	4	21
M24	× 2	TB854796	TC854796	TD854796	27	140	54	18	14.5	17	4	22
M24	× 1.5	TB854806	TC854806	TD854806	27	140	54	18	14.5	17	4	22.5
M26	× 1.5	TB854856	TC854856	TD854856	28	140	54	18	14.5	17	4	24.5
M27	× 2	TB854876	TC854876	TD854876	28	140	54	20	16	19	4	25
M27	× 1.5	TB854886	TC854886	TD854886	28	140	54	20	16	19	4	25.5
M28	× 1.5	TB854916	TC854916	TD854916	28	140	54	20	16	19	4	26.5
M30	× 2	TB854966	TC854966	TD854966	30	150	57	22	18	21	4	28
M30	× 1.5	TB854976	TC854976	TD854976	30	150	57	22	18	21	4	28.5

* The other coating(TiCN or TiAlN) is available on your request.
◎ : Excellent ○ : Good

ISO	P											M			K					
Material Description	Non-alloy steel					Low alloy steel				High alloyed steel, and tool steel		Stainless steel			Grey cast iron		Nodular cast iron		Malleable cast iron	
VDI 3323	1	2	3	4	5	6	7	8	9	10	11	12	13	14	15	16	17	18	19	20
HRc		13	25	28	32	10	29	32	38	15	35	15	23	10	10	26	3	25		21
HB	125	190	250	270	300	180	275	300	350	200	325	200	240	180	180	260	160	250	130	230
Recommended	○	◎	◎	◎	◎	◎	◎	◎	◎	○		◎	◎	◎	◎	◎	◎	◎		

ISO	N										S							H		
Material Description	Aluminum-wrought alloy		Aluminum-cast, alloyed			Copper and Copper Alloys (Bronze / Brass)			Non Metallic Materials		Heat Resistant Super Alloys					Titanium Alloys		Hardened steel	Chilled Cast Iron	Hardened Cast Iron
VDI 3323	21	22	23	24	25	26	27	28	29	30	31	32	33	34	35	36	37	38	39	40	41
HRc											15	30	25	38	34			55	60	42	55
HB	60	100	75	90	130	110	90	100			200	280	250	350	320	400Rm	1050Rm	550	630	400	550
Recommended			◎			◎	◎	◎													

COMBO TAPS

Bright **TCJ09** SERIES
TiN **TDJ09** SERIES

MF ISO Metric fine threads DIN 13

Metrisches ISO-Feingewinde DIN 13
ISO MÉTRIQUE PAS FINS DIN13
ISO Metrico passo grosso DIN 13

▶ For using multi-purpose and correct thread profiles & long tool life due to special tap geometry. YG-1 company has a patent.

▶ Für vielfältigen Einsatz, genaue Gewindeprofile und lange Standzeitendank einer besonderen Schneidengeometrie. Von YG-1 patentiert.

DIN 374

Hole type
3.0×D

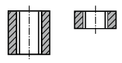

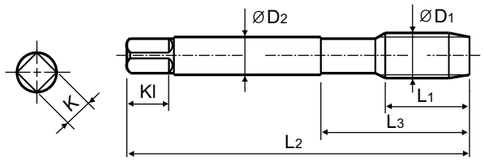

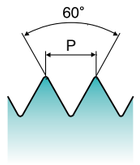

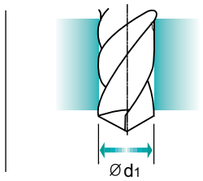

Material groups **MU** | HSS-E | DIN 374 | 6G | 60° | B | Bright TiN

Machine taps
Maschinengewindebohrer

Recommended Cutting Page : P.116

Unit : mm

SIZE	Pitch	EDP No.		Thread Length	Overall Length	Neck Length	Shank Diameter	Square Size	Square Length	No. of Flute	Tapping Drill Diameter
ØD1	P	Bright	TiN	L1	L2	L3	ØD2	K	Kl	Z	Ød1
M4	× 0.5	TCJ09256	TDJ09256	10	63	21	2.8	2.1	5	3	3.5
M5	× 0.5	TCJ09296	TDJ09296	11	70	25	3.5	2.7	6	3	4.5
M6	× 0.75	TCJ09326	TDJ09326	13	80	30	4.5	3.4	6	3	5.2
M6	× 0.5	TCJ09336	TDJ09336	13	80	30	4.5	3.4	6	3	5.5
M7	× 0.75	TCJ09356	TDJ09356	14	80	30	5.5	4.3	7	3	6.2
M8	× 1	TCJ09376	TDJ09376	17	90	36	6	4.9	8	3	7
M8	× 0.75	TCJ09386	TDJ09386	14	80	30	6	4.9	8	3	7.2
M10	× 1.25	TCJ09436	TDJ09436	22	100	40	7	5.5	8	3	8.8
M10	× 1	TCJ09446	TDJ09446	18	90	36	7	5.5	8	3	9
M10	× 0.75	TCJ09456	TDJ09456	18	90	36	7	5.5	8	3	9.2
M12	× 1.5	TCJ09516	TDJ09516	22	100	40	9	7	10	3	10.5
M12	× 1.25	TCJ09526	TDJ09526	22	100	40	9	7	10	3	10.8
M12	× 1	TCJ09536	TDJ09536	18	100	40	9	7	10	3	11
M14	× 1.5	TCJ09556	TDJ09556	22	100	40	11	9	12	3	12.5
M14	× 1.25	TCJ09566	TDJ09566	22	100	40	11	9	12	3	12.8
M14	× 1.0	TCJ09576	TDJ09576	22	100	40	11	9	12	3	13
M16	× 1.5	TCJ09616	TDJ09616	22	100	40	12	9	12	3	14.5
M16	× 1	TCJ09626	TDJ09626	18	100	40	12	9	12	3	15
M18	× 1.5	TCJ09676	TDJ09676	25	110	44	14	11	14	4	16.5
M18	× 1	TCJ09686	TDJ09686	20	110	44	14	11	14	4	17

* The other coating(TiCN or TiAlN) or Surface Treatment(Steam Homo) is available on your request.

▶ NEXT PAGE

◎ : Excellent ○ : Good

ISO	P											M			K					
Material Description	Non-alloy steel					Low alloy steel				High alloyed steel, and tool steel		Stainless steel			Grey cast iron		Nodular cast iron		Malleable cast iron	
VDI 3323	1	2	3	4	5	6	7	8	9	10	11	12	13	14	15	16	17	18	19	20
HRc		13	25	28	32	10	29	32	38	15	35	15	23	10	10	26	3	25		21
HB	125	190	250	270	300	180	275	300	350	200	325	200	240	180	180	260	160	250	130	230
Recommended	○	◎	◎	◎	◎	◎	◎	◎	◎	○		◎	◎	◎	◎	◎	◎	◎		

ISO	N										S							H		
Material Description	Aluminum-wrought alloy		Aluminum-cast, alloyed			Copper and Copper Alloys (Bronze / Brass)			Non Metallic Materials		Heat Resistant Super Alloys					Titanium Alloys		Hardened steel	Chilled Cast Iron	Hardened Cast Iron
VDI 3323	21	22	23	24	25	26	27	28	29	30	31	32	33	34	35	36	37	38	39	40	41
HRc											15	30	25	38	34			55	60	42	55
HB	60	100	75	90	130	110	90	100			200	280	250	350	320	400Rm	1050Rm	550	630	400	550
Recommended			◎			◎	◎	◎													

CARBIDE
HSS
THREAD MILLS
SYNCHRO TAPS
COMBO TAPS
YG TAP GENERAL
YG TAP STEEL
YG TAP HARDENED
YG TAP INOX
YG TAP CAST IRON
YG TAP ALU
YG TAP Ti Ni
YG TAP FORMING
NUT TAPS
STI TAPS
PIPE TAPS
TECHNICAL DATA

COMBO TAPS
Bright TCJ09 SERIES
TiN TDJ09 SERIES
MF ISO Metric fine threads DIN 13
Metrisches ISO-Feingewinde DIN 13
ISO MÉTRIQUE PAS FINS DIN13
ISO Metrico passo grosso DIN 13
▶ For using multi-purpose and correct thread profiles & long tool life due to special tap geometry. YG-1 company has a patent.
▶ Für vielfältigen Einsatz, genaue Gewindeprofile und lange Standzeitendank einer besonderen Schneidengeometrie. Von YG-1 patentiert.
DIN 374

Hole type
3.0×D

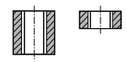

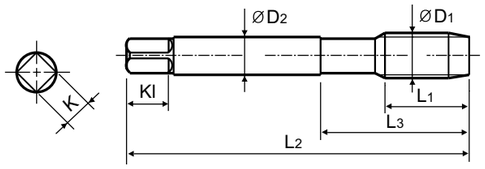

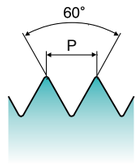

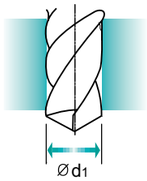

Material groups MU | HSS-E | DIN 374 | 6G | 60° | B | Bright TiN
Machine taps
Maschinengewindebohrer
Recommended Cutting Page : P.116
Unit : mm

SIZE	Pitch	EDP No.		Thread Length	Overall Length	Neck Length	Shank Diameter	Square Size	Square Length	No. of Flute	Tapping Drill Diameter
ØD1	P	Bright	TiN	L1	L2	L3	ØD2	K	Kl	Z	Ød1
M20	× 1.5	TCJ09726	TDJ09726	25	125	50	16	12	15	4	18.5
M20	× 1	TCJ09736	TDJ09736	20	125	50	16	12	15	4	19
M22	× 1.5	TCJ09766	TDJ09766	25	125	50	18	14.5	17	4	20.5
M22	× 1	TCJ09776	TDJ09776	20	125	50	18	14.5	17	4	21
M24	× 2	TCJ09796	TDJ09796	27	140	54	18	14.5	17	4	22
M24	× 1.5	TCJ09806	TDJ09806	27	140	54	18	14.5	17	4	22.5
M26	× 1.5	TCJ09856	TDJ09856	28	140	54	18	14.5	17	4	24.5
M27	× 2	TCJ09876	TDJ09876	28	140	54	20	16	19	4	25
M27	× 1.5	TCJ09886	TDJ09886	28	140	54	20	16	19	4	25.5
M28	× 1.5	TCJ09916	TDJ09916	28	140	54	20	16	19	4	26.5
M30	× 2	TCJ09966	TDJ09966	30	150	57	22	18	21	4	28
M30	× 1.5	TCJ09976	TDJ09976	30	150	57	22	18	21	4	28.5

* The other coating(TiCN or TiAlN) or Surface Treatment(Steam Homo) is available on your request.

◎ : Excellent ○ : Good

ISO	P											M			K					
Material Description	Non-alloy steel					Low alloy steel				High alloyed steel, and tool steel		Stainless steel			Grey cast iron		Nodular cast iron		Malleable cast iron	
VDI 3323	1	2	3	4	5	6	7	8	9	10	11	12	13	14	15	16	17	18	19	20
HRc		13	25	28	32	10	29	32	38	15	35	15	23	10	10	26	3	25		21
HB	125	190	250	270	300	180	275	300	350	200	325	200	240	180	180	260	160	250	130	230
Recommended	○	◎	◎	◎	◎	◎	◎	◎	◎	○		◎	◎	◎	◎	◎	◎	◎		

ISO	N										S							H		
Material Description	Aluminum-wrought alloy		Aluminum-cast, alloyed			Copper and Copper Alloys (Bronze / Brass)			Non Metallic Materials		Heat Resistant Super Alloys					Titanium Alloys		Hardened steel	Chilled Cast Iron	Hardened Cast Iron
VDI 3323	21	22	23	24	25	26	27	28	29	30	31	32	33	34	35	36	37	38	39	40	41
HRc											15	30	25	38	34			55	60	42	55
HB	60	100	75	90	130	110	90	100			200	280	250	350	320	400Rm	1050Rm	550	630	400	550
Recommended			◎			◎	◎	◎													

COMBO TAPS

TC814-IC SERIES

M ISO Metric coarse threads DIN 13

Metrisches ISO-Gewinde DIN 13
ISO MÉTRIQUE DIN13, AVEC ARROSAGE CENTRAL
ISO Metrico passo grosso DIN 13

▶ For using multi-purpose and correct thread profiles & long tool life due to special tap geometry. YG-1 company has a patent.

▶ Für vielfältigen Einsatz, genaue Gewindeprofile und lange Standzeitendank einer besonderen Schneidengeometrie. Von YG-1 patentiert.

DIN 371

DIN 376

Hole type
3.0×D

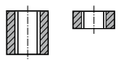

with Internal Coolant

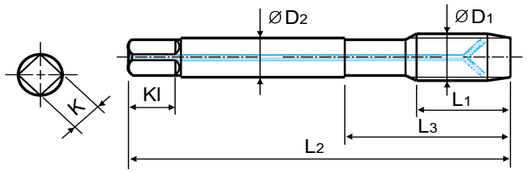

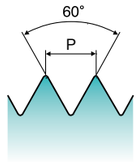

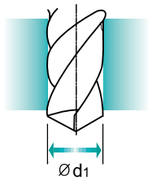

Material groups **MU** | HSS-E | DIN 371/376 | 6H | 60° | B | Bright

Machine taps
Maschinengewindebohrer

Recommended Cutting Page : P.117

Unit : mm

SIZE	Pitch	EDP No.	Thread Length	Overall Length	Neck Length	Shank Diameter	Square Size	Square Length	No. of Flute	Tapping Drill Diameter
ØD1	P	Bright	L1	L2	L3	ØD2	K	Kl	Z	Ød1
M6 × 1		TC814316IC	17	80	30	6	4.9	8	3	5
M8 × 1.25		TC814366IC	20	90	35	8	6.2	9	3	6.8
M10 × 1.5		TC814426IC	22	100	39	10	8	11	3	8.5
M12 × 1.75		TC814506IC	24	110	44	9	7	10	3	10.2
M14 × 2		TC814546IC	26	110	44	11	9	12	3	12
M16 × 2		TC814606IC	27	110	44	12	9	12	3	14
M18 × 2.5		TC814656IC	30	125	50	14	11	14	4	15.5
M20 × 2.5		TC814706IC	32	140	54	16	12	15	4	17.5

▶DIN 371(M6~M10) and DIN 376(M12~M20)
* Coating(TiN, TiCN or TiAlN) or Surface Treatment(Steam Homo) is available on your request.

◎ : Excellent ○ : Good

ISO	P																				
Material Description	Non-alloy steel					Low alloy steel				High alloyed steel, and tool steel		Stainless steel			Grey cast iron		Nodular cast iron		Malleable cast iron		
VDI 3323	1	2	3	4	5	6	7	8	9	10	11	12	13	14	15	16	17	18	19	20	
HRc		13	25	28	32	10	29	32	38	15	35	15	23	10	10	26	3	25		21	
HB	125	190	250	270	300	180	275	300	350	200	325	200	240	180	180	260	160	250	130	230	
Recommended	○	◎	◎	◎	◎	◎	◎	◎	◎	○		◎	◎	◎	◎	◎	◎	◎			

ISO	N										S							H			
Material Description	Aluminum-wrought alloy		Aluminum-cast, alloyed			Copper and Copper Alloys (Bronze / Brass)			Non Metallic Materials		Heat Resistant Super Alloys					Titanium Alloys		Hardened steel		Chilled Cast Iron	Hardened Cast Iron
VDI 3323	21	22	23	24	25	26	27	28	29	30	31	32	33	34	35	36	37	38	39	40	41
HRc											15	30	25	38	34			55	60	42	55
HB	60	100	75	90	130	110	90	100			200	280	250	350	320	400Rm	1050Rm	550	630	400	550
Recommended			◎			◎	◎	◎													

COMBO TAPS

TC445 SERIES

M ISO Metric coarse threads DIN 13

Metrisches ISO-Gewinde DIN 13
ISO MÉTRIQUE DIN13
ISO Metrico passo grosso DIN 13

▶ For using multi-purpose and correct thread profiles & long tool life due to special tap geometry. YG-1 company has a patent.

▶ Für vielfältigen Einsatz, genaue Gewindeprofile und lange Standzeitendank einer besonderen Schneidengeometrie. Von YG-1 patentiert.

Hole type
3.0×D

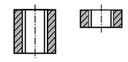

Long Shank

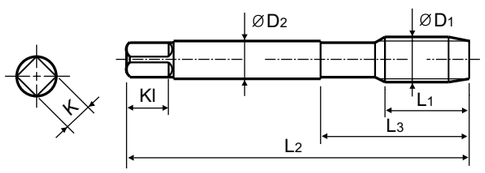

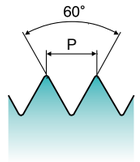

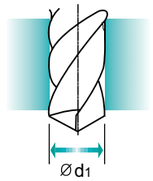

Material groups **MU** | HSS-E | LONG | 6H | 60° | B | Bright

Machine taps
Maschinengewindebohrer

Recommended Cutting Page : P.117

Unit : mm

SIZE	Pitch	EDP No.	Thread Length	Overall Length	Neck Length	Shank Diameter	Square Size	Square Length	No. of Flute	Tapping Drill Diameter
ØD1	P	Bright	L1	L2	L3	ØD2	K	Kl	Z	Ød1
M3 × 0.5		TC445206	11	100	18	3.5	2.7	6	3	2.5
M4 × 0.7		TC445246	13	125	21	4.5	3.4	6	3	3.3
M5 × 0.8		TC445286	15	140	25	6	4.9	8	3	4.2
M6 × 1		TC445316	17	160	30	6	4.9	8	3	5
M8 × 1.25		TC445366	20	180	35	6	4.9	8	3	6.8
M10 × 1.5		TC445426	22	200	39	7	5.5	8	3	8.5
M12 × 1.75		TC445506	24	220	44	9	7	10	3	10.2
M14 × 2		TC445546	26	220	44	11	9	12	3	12
M16 × 2		TC445606	27	220	44	12	9	12	3	14
M20 × 2.5		TC445706	32	280	54	16	12	15	4	17.5

* Coating(TiN, TiCN or TiAlN) or Surface Treatment(Steam Homo) is available on your request.

◎ : Excellent ○ : Good

ISO	P											M			K					
Material Description	Non-alloy steel					Low alloy steel				High alloyed steel, and tool steel		Stainless steel			Grey cast iron		Nodular cast iron		Malleable cast iron	
VDI 3323	1	2	3	4	5	6	7	8	9	10	11	12	13	14	15	16	17	18	19	20
HRc		13	25	28	32	10	29	32	38	15	35	15	23	10	10	26	3	25		21
HB	125	190	250	270	300	180	275	300	350	200	325	200	240	180	180	260	160	250	130	230
Recommended	○	◎	◎	◎	◎	◎	◎	◎	◎	○		◎	◎	◎	◎	◎	◎	◎		

ISO	N										S							H			
Material Description	Aluminum-wrought alloy		Aluminum-cast, alloyed			Copper and Copper Alloys (Bronze / Brass)			Non Metallic Materials		Heat Resistant Super Alloys					Titanium Alloys		Hardened steel		Chilled Cast Iron	Hardened Cast Iron
VDI 3323	21	22	23	24	25	26	27	28	29	30	31	32	33	34	35	36	37	38	39	40	41
HRc											15	30	25	38	34			55	60	42	55
HB	60	100	75	90	130	110	90	100			200	280	250	350	320	400Rm	1050Rm	550	630	400	550
Recommended			◎			◎	◎	◎													

CARBIDE
HSS
THREAD MILLS
SYNCHRO TAPS
COMBO TAPS
YG TAP GENERAL
YG TAP STEEL
YG TAP HARDENED
YG TAP INOX
YG TAP CAST IRON
YG TAP ALU
YG TAP Ti Ni
YG TAP FORMING
NUT TAPS
STI TAPS
PIPE TAPS
TECHNICAL DATA

COMBO TAPS

TQ428 SERIES
TB428 SERIES

M ISO Metric coarse threads DIN 13

Metrisches ISO-Gewinde DIN 13
ISO MÉTRIQUE DIN13
ISO Metrico passo grosso DIN 13

▶ For stainless steels and correct thread profiles & long tool life due to special tap geometry. YG-1 company has a patent.

▶ Für rostfreie stähle, genaue Gewindeprofile und lange Standzeitendank einer besonderen Schneidengeometrie. Von YG-1 patentiert.

DIN 371

DIN 376

Hole type
3.0×D

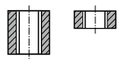

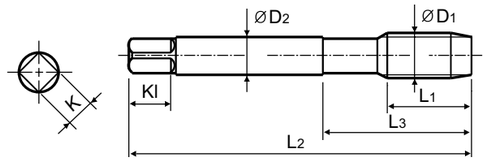

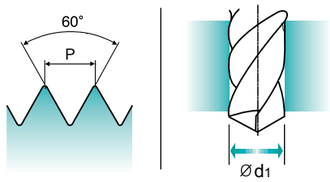

Material groups **VA** | up to M12: HSS-PM | over M12: HSS-E | DIN 371/376 | 6H | 60° | B | Vap

Machine taps
Maschinengewindebohrer

Recommended Cutting Page : P.117

Unit : mm

SIZE	Pitch	EDP No.	Thread Length	Overall Length	Neck Length	Shank Diameter	Square Size	Square Length	No. of Flute	Tapping Drill Diameter
ØD1	P	Vap	L1	L2	L3	ØD2	K	Kl	Z	Ød1
M2 × 0.4		TQ428136	8	45	13	2.8	2.1	5	3	1.6
M2.2 × 0.45		TQ428156	8	45	13	2.8	2.1	5	3	1.75
M2.3 × 0.4		TQ428196	8	45	13	2.8	2.1	5	3	1.9
M2.5 × 0.45		TQ428176	9	50	15	2.8	2.1	5	3	2.05
M2.6 × 0.45		TQ428496	9	50	15	2.8	2.1	5	3	2.1
M3 × 0.5		TQ428206	11	56	18	3.5	2.7	6	3	2.5
M3.5 × 0.6		TQ428226	12	56	20	4	3	6	3	2.9
M4 × 0.7		TQ428246	13	63	21	4.5	3.4	6	3	3.3
M4.5 × 0.75		TQ428266	14	70	25	6	4.9	8	3	3.7
M5 × 0.8		TQ428286	15	70	25	6	4.9	8	3	4.2
M6 × 1		TQ428316	17	80	30	6	4.9	8	3	5
M7 × 1		TQ428346	17	80	30	7	5.5	8	3	6
M8 × 1.25		TQ428366	20	90	35	8	6.2	9	3	6.8
M9 × 1.25		TQ428396	20	90	35	9	7	10	3	7.8
M10 × 1.5		TQ428426	22	100	39	10	8	11	3	8.5
M11 × 1.5		TQ428466	22	100	40	8	6.2	9	3	9.5
M12 × 1.75		TQ428506	24	110	44	9	7	10	3	10.2
M14 × 2		TB428546	26	110	44	11	9	12	3	12
M16 × 2		TB428606	27	110	44	12	9	12	3	14
M18 × 2.5		TB428656	30	125	50	14	11	14	4	15.5
M20 × 2.5		TB428706	32	140	54	16	12	15	4	17.5
M22 × 2.5		TB428746	32	140	54	18	14.5	17	4	19.5
M24 × 3		TB428786	34	160	60	18	14.5	17	4	21
M27 × 3		TB428866	36	160	60	20	16	19	4	24
M30 × 3.5		TB428946	40	180	70	22	18	21	4	26.5

▶DIN 371(M2~M10) and DIN 376(M11~M30)
▶HSS-PM(M2~M12/TQ428) and HSS-E(M14~M30/TB428)

* Coating(TiN, TiCN or TiAlN) is available on your request.

◎ : Excellent ○ : Good

ISO	P											M			K					
Material Description	Non-alloy steel					Low alloy steel				High alloyed steel, and tool steel		Stainless steel			Grey cast iron		Nodular cast iron		Malleable cast iron	
VDI 3323	1	2	3	4	5	6	7	8	9	10	11	12	13	14	15	16	17	18	19	20
HRc		13	25	28	32	10	29	32	38	15	35	15	23	10	10	26	3	25		21
HB	125	190	250	270	300	180	275	300	350	200	325	200	240	180	180	260	160	250	130	230
Recommended		○		○		○	○					◎	◎	◎						

ISO	N										S							H		
Material Description	Aluminum-wrought alloy		Aluminum-cast, alloyed			Copper and Copper Alloys (Bronze / Brass)			Non Metallic Materials		Heat Resistant Super Alloys					Titanium Alloys		Hardened steel	Chilled Cast Iron	Hardened Cast Iron
VDI 3323	21	22	23	24	25	26	27	28	29	30	31	32	33	34	35	36	37	38	39	40	41
HRc											15	30	25	38	34			55	60	42	55
HB	60	100	75	90	130	110	90	100			200	280	250	350	320	400Rm	1050Rm	550	630	400	550
Recommended								○													

COMBO TAPS

TQ438 SERIES

MF ISO Metric fine threads DIN 13

Metrisches ISO-Feingewinde DIN 13
ISO MÉTRIQUE PAS FINS DIN13
ISO Metrico passo grosso DIN 13

▶ For stainless steels and correct thread profiles & long tool life due to special tap geometry. YG-1 company has a patent.

▶ Für rostfreie stähle, genaue Gewindeprofile und lange Standzeitendank einer besonderen Schneidengeometrie. Von YG-1 patentiert.

DIN 374

Hole type
3.0×D

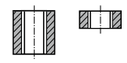

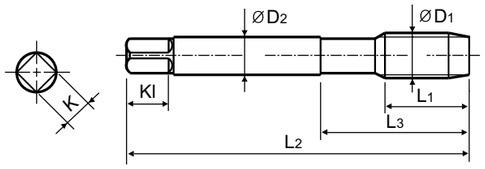

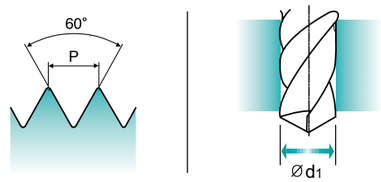

Material groups **VA** | HSS-PM | DIN 374 | 6H | 60° | B | Vap

Machine taps
Maschinengewindebohrer

Recommended Cutting Page : P.117

Unit : mm

SIZE	Pitch	EDP No.	Thread Length	Overall Length	Neck Length	Shank Diameter	Square Size	Square Length	No. of Flute	Tapping Drill Diameter
ØD1	P	Vap	L1	L2	L3	ØD2	K	Kl	Z	Ød1
M4 × 0.5		TQ438256	10	63	21	2.8	2.1	5	3	3.5
M5 × 0.5		TQ438296	11	70	25	3.5	2.7	6	3	4.5
M6 × 0.75		TQ438326	13	80	30	4.5	3.4	6	3	5.2
M6 × 0.5		TQ438336	13	80	30	4.5	3.4	6	3	5.5
M7 × 0.75		TQ438356	14	80	30	5.5	4.3	7	3	6.2
M8 × 1		TQ438376	17	90	36	6	4.9	8	3	7
M8 × 0.75		TQ438386	14	80	30	6	4.9	8	3	7.2
M10 × 1.25		TQ438436	22	100	40	7	5.5	8	3	8.8
M10 × 1		TQ438446	18	90	36	7	5.5	8	3	9
M10 × 0.75		TQ438456	18	90	36	7	5.5	8	3	9.2
M12 × 1.5		TQ438516	22	100	40	9	7	10	3	10.5
M12 × 1.25		TQ438526	22	100	40	9	7	10	3	10.8
M12 × 1		TQ438536	18	100	40	9	7	10	3	11

* Coating(TiN, TiCN or TiAlN) is available on your request.

◎ : Excellent ○ : Good

ISO	P											M			K					
Material Description	Non-alloy steel					Low alloy steel				High alloyed steel, and tool steel		Stainless steel			Grey cast iron		Nodular cast iron		Malleable cast iron	
VDI 3323	1	2	3	4	5	6	7	8	9	10	11	12	13	14	15	16	17	18	19	20
HRc		13	25	28	32	10	29	32	38	15	35	15	23	10	10	26	3	25		21
HB	125	190	250	270	300	180	275	300	350	200	325	200	240	180	180	260	160	250	130	230
Recommended		○		○		○	○					◎	◎	◎						

ISO	N										S							H		
Material Description	Aluminum-wrought alloy		Aluminum-cast, alloyed			Copper and Copper Alloys (Bronze / Brass)			Non Metallic Materials		Heat Resistant Super Alloys					Titanium Alloys		Hardened steel	Chilled Cast Iron	Hardened Cast Iron
VDI 3323	21	22	23	24	25	26	27	28	29	30	31	32	33	34	35	36	37	38	39	40	41
HRc											15	30	25	38	34			55	60	42	55
HB	60	100	75	90	130	110	90	100			200	280	250	350	320	400Rm	1050Rm	550	630	400	550
Recommended								○													

COMBO TAPS

TB438 SERIES

MF ISO Metric fine threads DIN 13

- Metrisches ISO-Feingewinde DIN 13
- ISO MÉTRIQUE PAS FINS DIN13
- ISO Metrico passo grosso DIN 13

▶ For stainless steels and correct thread profiles & long tool life due to special tap geometry. YG-1 company has a patent.

▶ Für rostfreie stähle, genaue Gewindeprofile und lange Standzeitendank einer besonderen Schneidengeometrie. Von YG-1 patentiert.

DIN 374

Hole type
3.0×D

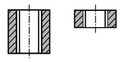

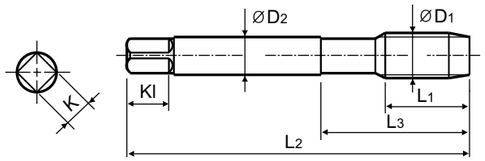

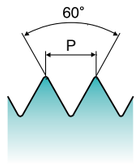

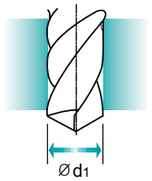

Material groups **VA** | HSS-E | DIN 374 | 6H | 60° | B | Vap

Machine taps
Maschinengewindebohrer

Recommended Cutting Page : P.117

Unit : mm

SIZE ØD1	Pitch P	EDP No. Vap	Thread Length L1	Overall Length L2	Neck Length L3	Shank Diameter ØD2	Square Size K	Square Length Kl	No. of Flute Z	Tapping Drill Diameter Ød1
M14	1.5	**TB438556**	22	100	40	11	9	12	3	12.5
M14	1.25	**TB438566**	22	100	40	11	9	12	3	12.8
M14	1.0	**TB438576**	22	100	40	11	9	12	3	13
M16	1.5	**TB438616**	22	100	40	12	9	12	3	14.5
M16	1	**TB438626**	18	100	40	12	9	12	3	15
M18	1.5	**TB438676**	25	110	44	14	11	14	4	16.5
M18	1	**TB438686**	20	110	44	14	11	14	4	17
M20	1.5	**TB438726**	25	125	50	16	12	15	4	18.5
M20	1	**TB438736**	20	125	50	16	12	15	4	19
M22	1.5	**TB438766**	25	125	50	18	14.5	17	4	20.5
M22	1	**TB438776**	20	125	50	18	14.5	17	4	21
M24	2	**TB438796**	27	140	54	18	14.5	17	4	22
M24	1.5	**TB438806**	27	140	54	18	14.5	17	4	22.5
M26	1.5	**TB438856**	28	140	54	18	14.5	17	4	24.5
M27	2	**TB438876**	28	140	54	20	16	19	4	25
M27	1.5	**TB438886**	28	140	54	20	16	19	4	25.5
M28	1.5	**TB438916**	28	140	54	20	16	19	4	26.5
M30	2	**TB438966**	30	150	57	22	18	21	4	28
M30	1.5	**TB438976**	30	150	57	22	18	21	4	28.5

* Coating(TiN, TiCN or TiAlN) is available on your request.

◎ : Excellent ○ : Good

ISO	P											M			K					
Material Description	Non-alloy steel					Low alloy steel				High alloyed steel, and tool steel		Stainless steel			Grey cast iron		Nodular cast iron		Malleable cast iron	
VDI 3323	1	2	3	4	5	6	7	8	9	10	11	12	13	14	15	16	17	18	19	20
HRc		13	25	28	32	10	29	32	38	15	35	15	23	10	10	26	3	25		21
HB	125	190	250	270	300	180	275	300	350	200	325	200	240	180	180	260	160	250	130	230
Recommended		○		○		○	○					◎	◎	◎						

ISO	N										S							H		
Material Description	Aluminum-wrought alloy		Aluminum-cast, alloyed			Copper and Copper Alloys (Bronze / Brass)			Non Metallic Materials		Heat Resistant Super Alloys					Titanium Alloys		Hardened steel	Chilled Cast Iron	Hardened Cast Iron
VDI 3323	21	22	23	24	25	26	27	28	29	30	31	32	33	34	35	36	37	38	39	40	41
HRc											15	30	25	38	34			55	60	42	55
HB	60	100	75	90	130	110	90	100			200	280	250	350	320	400Rm	1050Rm	550	630	400	550
Recommended								○													

CARBIDE
HSS
THREAD MILLS
SYNCHRO TAPS
COMBO TAPS
YG TAP GENERAL
YG TAP STEEL
YG TAP HARDENED
YG TAP INOX
YG TAP CAST IRON
YG TAP ALU
YG TAP Ti Ni
YG TAP FORMING
NUT TAPS
STI TAPS
PIPE TAPS
TECHNICAL DATA

COMBO TAPS

Vap **TB834 SERIES**
Bright **TC834 SERIES**
TiN **TD834 SERIES**

UNC Unified coarse threads

- Unified Grobgewinde
- UNC
- Unificato passo grosso

▶ For using multi-purpose and correct thread profiles & long tool life due to special tap geometry. YG-1 company has a patent.

▶ Für vielfältigen Einsatz, genaue Gewindeprofile und lange Standzeitendank einer besonderen Schneidengeometrie. Von YG-1 patentiert.

DIN 371

DIN 376

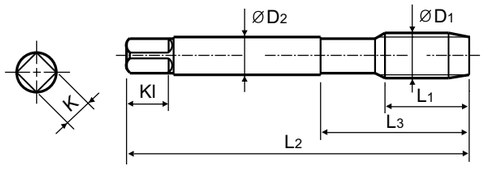

Hole type
3.0×D

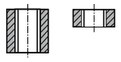

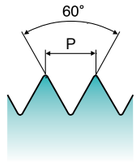

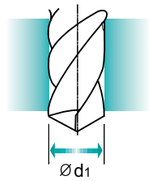

Material groups **MU** | HSS-E | DIN 371/376 | 2B | 60° | B | Vap Bright TiN

Machine taps
Maschinengewindebohrer

Recommended Cutting Page : P.116

Unit : mm

SIZE ØD1	TPI	EDP No. Vap	EDP No. Bright	EDP No. TiN	Thread Length L1	Overall Length L2	Neck Length L3	Shank Diameter ØD2	Square Size K	Square Length Kl	No. of Flute Z	Tapping Drill Diameter Ød1
#4	- 40 UNC	**TB834162**	**TC834162**	**TD834162**	11	56	18	3.5	2.7	6	3	2.3
#5	- 40 UNC	**TB834202**	**TC834202**	**TD834202**	11	56	18	3.5	2.7	6	3	2.6
#6	- 32 UNC	**TB834242**	**TC834242**	**TD834242**	12	56	20	4	3	6	3	2.85
#8	- 32 UNC	**TB834282**	**TC834282**	**TD834282**	13	63	21	4.5	3.4	6	3	3.5
#10	- 24 UNC	**TB834322**	**TC834322**	**TD834322**	15	70	25	6	4.9	8	3	3.9
#12	- 24 UNC	**TB834362**	**TC834362**	**TD834362**	16	80	30	6	4.9	8	3	4.5
1/4	- 20 UNC	**TB834402**	**TC834402**	**TD834402**	17	80	30	7	5.5	8	3	5.2
5/16	- 18 UNC	**TB834442**	**TC834442**	**TD834442**	20	90	35	8	6.2	9	3	6.6
3/8	- 16 UNC	**TB834482**	**TC834482**	**TD834482**	22	100	39	9	7	10	3	8
7/16	- 14 UNC	**TB834522**	**TC834522**	**TD834522**	22	100	40	8	6.2	9	3	9.4
1/2	- 13 UNC	**TB834562**	**TC834562**	**TD834562**	25	110	44	9	7	10	3	10.75
9/16	- 12 UNC	**TB834602**	**TC834602**	**TD834602**	26	110	44	11	9	12	3	12.25
5/8	- 11 UNC	**TB834642**	**TC834642**	**TD834642**	27	110	44	12	9	12	3	13.5
3/4	- 10 UNC	**TB834702**	**TC834702**	**TD834702**	30	125	50	14	11	14	4	16.5
7/8	- 9 UNC	**TB834742**	**TC834742**	**TD834742**	32	140	54	18	14.5	17	4	19.5
1	- 8 UNC	**TB834782**	**TC834782**	**TD834782**	36	160	60	20	16	19	4	22.25

▶DIN 371(#4~3/8) and DIN 376(7/16~1)
* The other coating(TiCN or TiAlN) is available on your request.

◎ : Excellent ○ : Good

ISO	P											M			K					
Material Description	Non-alloy steel					Low alloy steel				High alloyed steel, and tool steel		Stainless steel			Grey cast iron		Nodular cast iron		Malleable cast iron	
VDI 3323	1	2	3	4	5	6	7	8	9	10	11	12	13	14	15	16	17	18	19	20
HRc		13	25	28	32	10	29	32	38	15	35	15	23	10	10	26	3	25		21
HB	125	190	250	270	300	180	275	300	350	200	325	200	240	180	180	260	160	250	130	230
Recommended	○	◎	◎	◎	◎	◎	◎	◎	◎	○		◎	◎	◎	◎	◎	◎	◎		

ISO	N										S							H		
Material Description	Aluminum-wrought alloy		Aluminum-cast, alloyed			Copper and Copper Alloys (Bronze / Brass)			Non Metallic Materials		Heat Resistant Super Alloys					Titanium Alloys		Hardened steel	Chilled Cast Iron	Hardened Cast Iron
VDI 3323	21	22	23	24	25	26	27	28	29	30	31	32	33	34	35	36	37	38	39	40	41
HRc											15	30	25	38	34			55	60	42	55
HB	60	100	75	90	130	110	90	100			200	280	250	350	320	400Rm	1050Rm	550	630	400	550
Recommended			◎			◎	◎	◎													

COMBO TAPS

Bright **TCJ01** SERIES
TiN **TDJ01** SERIES

UNC Unified coarse threads

- Unified Grobgewinde
- UNC
- Unificato passo grosso

▶ For using multi-purpose and correct thread profiles & long tool life due to special tap geometry. YG-1 company has a patent.

▶ Für vielfältigen Einsatz, genaue Gewindeprofile und lange Standzeitendank einer besonderen Schneidengeometrie. Von YG-1 patentiert.

DIN 371

DIN 376

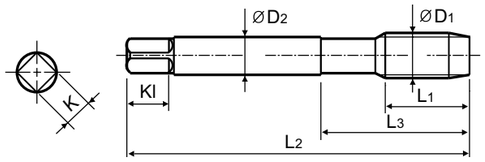

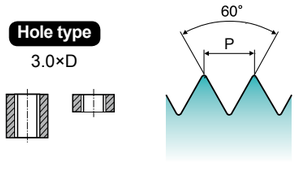

Material groups **MU** | HSS-E | DIN 371/376 | 3B | 60° | B | Bright TiN

Machine taps
Maschinengewindebohrer

Recommended Cutting Page : P.116

Unit : mm

SIZE ØD1	TPI	EDP No. Bright	EDP No. TiN	Thread Length L1	Overall Length L2	Neck Length L3	Shank Diameter ØD2	Square Size K	Square Length Kl	No. of Flute Z	Tapping Drill Diameter Ød1
#4	40 UNC	TCJ01162	TDJ01162	11	56	18	3.5	2.7	6	3	2.3
#5	40 UNC	TCJ01202	TDJ01202	11	56	18	3.5	2.7	6	3	2.6
#6	32 UNC	TCJ01242	TDJ01242	12	56	20	4	3	6	3	2.85
#8	32 UNC	TCJ01282	TDJ01282	13	63	21	4.5	3.4	6	3	3.5
#10	24 UNC	TCJ01322	TDJ01322	15	70	25	6	4.9	8	3	3.9
#12	24 UNC	TCJ01362	TDJ01362	16	80	30	6	4.9	8	3	4.5
1/4	20 UNC	TCJ01402	TDJ01402	17	80	30	7	5.5	8	3	5.2
5/16	18 UNC	TCJ01442	TDJ01442	20	90	35	8	6.2	9	3	6.6
3/8	16 UNC	TCJ01482	TDJ01482	22	100	39	9	7	10	3	8
7/16	14 UNC	TCJ01522	TDJ01522	22	100	40	8	6.2	9	3	9.4
1/2	13 UNC	TCJ01562	TDJ01562	25	110	44	9	7	10	3	10.75
9/16	12 UNC	TCJ01602	TDJ01602	26	110	44	11	9	12	3	12.25
5/8	11 UNC	TCJ01642	TDJ01642	27	110	44	12	9	12	3	13.5
3/4	10 UNC	TCJ01702	TDJ01702	30	125	50	14	11	14	4	16.5
7/8	9 UNC	TCJ01742	TDJ01742	32	140	54	18	14.5	17	4	19.5
1	8 UNC	TCJ01782	TDJ01782	36	160	60	20	16	19	4	22.25

▶DIN 371(#4~3/8) and DIN 376(7/16~1)
* The other coating(TiCN or TiAlN) or Surface Treatment(Steam Homo) is available on your request.

◎ : Excellent ○ : Good

ISO	P											M			K					
Material Description	Non-alloy steel					Low alloy steel				High alloyed steel, and tool steel		Stainless steel			Grey cast iron		Nodular cast iron		Malleable cast iron	
VDI 3323	1	2	3	4	5	6	7	8	9	10	11	12	13	14	15	16	17	18	19	20
HRc		13	25	28	32	10	29	32	38	15	35	15	23	10	10	26	3	25		21
HB	125	190	250	270	300	180	275	300	350	200	325	200	240	180	180	260	160	250	130	230
Recommended	○	◎	◎	◎	◎	◎	◎	◎	◎	○		◎	◎	◎	◎	◎	◎	◎		

ISO	N										S							H		
Material Description	Aluminum-wrought alloy		Aluminum-cast, alloyed			Copper and Copper Alloys (Bronze / Brass)			Non Metallic Materials		Heat Resistant Super Alloys					Titanium Alloys		Hardened steel	Chilled Cast Iron	Hardened Cast Iron
VDI 3323	21	22	23	24	25	26	27	28	29	30	31	32	33	34	35	36	37	38	39	40	41
HRc											15	30	25	38	34			55	60	42	55
HB	60	100	75	90	130	110	90	100			200	280	250	350	320	400Rm	1050Rm	550	630	400	550
Recommended			◎			◎	◎	◎													

COMBO TAPS

Vap **TB874** SERIES
Bright **TC874** SERIES
TiN **TD874** SERIES

UNF Unified fine threads

- Unified Feingewindea
- UNF
- Unificato passo grosso

▶ For using multi-purpose and correct thread profiles & long tool life due to special tap geometry. YG-1 company has a patent.

▶ Für vielfältigen Einsatz, genaue Gewindeprofile und lange Standzeitendank einer besonderen Schneidengeometrie. Von YG-1 patentiert.

DIN 371

DIN 374

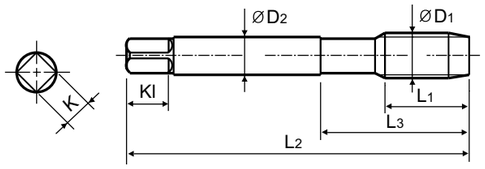

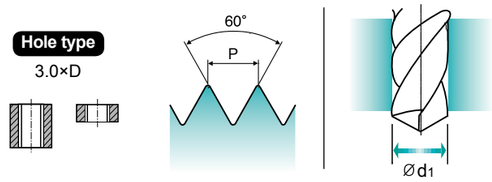

Material groups **MU** | HSS-E | DIN 371/374 | 2B | 60° | B | Vap Bright TiN

Machine taps
Maschinengewindebohrer

Recommended Cutting Page : P.116

Unit : mm

SIZE ØD1	TPI	EDP No. Vap	EDP No. Bright	EDP No. TiN	Thread Length L1	Overall Length L2	Neck Length L3	Shank Diameter ØD2	Square Size K	Square Length Kl	No. of Flute Z	Tapping Drill Diameter Ød1
#4	48 UNF	TB874182	TC874182	TD874182	11	56	18	3.5	2.7	6	3	2.4
#5	44 UNF	TB874222	TC874222	TD874222	11	56	18	3.5	2.7	6	3	2.7
#6	40 UNF	TB874262	TC874262	TD874262	12	56	20	4	3	6	3	3
#8	36 UNF	TB874302	TC874302	TD874302	13	63	21	4.5	3.4	6	3	3.5
#10	32 UNF	TB874342	TC874342	TD874342	15	70	25	6	4.9	8	3	4.1
#12	28 UNF	TB874382	TC874382	TD874382	16	80	30	6	4.9	8	3	4.7
1/4	28 UNF	TB874422	TC874422	TD874422	17	80	30	7	5.5	8	3	5.5
5/16	24 UNF	TB874462	TC874462	TD874462	17	90	35	8	6.2	9	3	6.9
3/8	24 UNF	TB874502	TC874502	TD874502	18	100	39	9	7	10	3	8.5
7/16	20 UNF	TB874542	TC874542	TD874542	22	100	40	8	6.2	9	3	9.9
1/2	20 UNF	TB874582	TC874582	TD874582	22	100	40	9	7	10	3	11.5
9/16	18 UNF	TB874622	TC874622	TD874622	22	100	40	11	9	12	3	12.9
5/8	18 UNF	TB874662	TC874662	TD874662	22	100	40	12	9	12	3	14.5
3/4	16 UNF	TB874722	TC874722	TD874722	25	110	44	14	11	14	4	17.5
7/8	14 UNF	TB874762	TC874762	TD874762	26	125	50	18	14.5	17	4	20.5
1	12 UNF	TB874802	TC874802	TD874802	28	140	54	20	16	19	4	23.25

▶DIN 371(#4~3/8) and DIN 374(7/16~1)
* The other coating(TiCN or TiAlN) is available on your request.

◎ : Excellent ○ : Good

ISO	P											M			K					
Material Description	Non-alloy steel					Low alloy steel				High alloyed steel, and tool steel		Stainless steel			Grey cast iron		Nodular cast iron		Malleable cast iron	
VDI 3323	1	2	3	4	5	6	7	8	9	10	11	12	13	14	15	16	17	18	19	20
HRc		13	25	28	32	10	29	32	38	15	35	15	23	10	10	26	3	25		21
HB	125	190	250	270	300	180	275	300	350	200	325	200	240	180	180	260	160	250	130	230
Recommended	○	◎	◎	◎	◎	◎	◎	◎	◎	○		◎	◎	◎	◎	◎	◎	◎		

ISO	N										S							H		
Material Description	Aluminum-wrought alloy		Aluminum-cast, alloyed			Copper and Copper Alloys (Bronze / Brass)			Non Metallic Materials		Heat Resistant Super Alloys					Titanium Alloys		Hardened steel	Chilled Cast Iron	Hardened Cast Iron
VDI 3323	21	22	23	24	25	26	27	28	29	30	31	32	33	34	35	36	37	38	39	40	41
HRc											15	30	25	38	34			55	60	42	55
HB	60	100	75	90	130	110	90	100			200	280	250	350	320	400Rm	1050Rm	550	630	400	550
Recommended			◎			◎	◎	◎													

COMBO TAPS

Bright **TCJ02** SERIES
TiN **TDJ02** SERIES

UNF Unified fine threads

Unified Grobgewinde
UNF
Unificato passo grosso

▶ For using multi-purpose and correct thread profiles & long tool life due to special tap geometry. YG-1 company has a patent.

▶ Für vielfältigen Einsatz, genaue Gewindeprofile und lange Standzeitendank einer besonderen Schneidengeometrie. Von YG-1 patentiert.

DIN 371

DIN 374

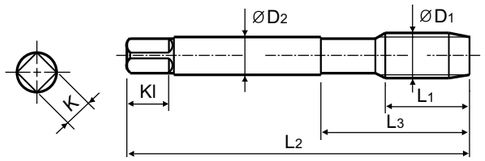

Hole type
3.0×D

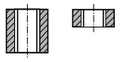

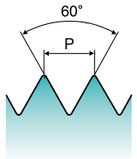

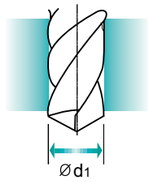

Material groups **MU** | HSS-E | DIN 371/374 | 3B | 60° | B | Bright TiN

Machine taps
Maschinengewindebohrer

Recommended Cutting Page : P.116

Unit : mm

SIZE ØD1	TPI	EDP No. Bright	EDP No. TiN	Thread Length L1	Overall Length L2	Neck Length L3	Shank Diameter ØD2	Square Size K	Square Length Kl	No. of Flute Z	Tapping Drill Diameter Ød1
#4	− 48 UNF	**TCJ02182**	**TDJ02182**	11	56	18	3.5	2.7	6	3	2.4
#5	− 44 UNF	**TCJ02222**	**TDJ02222**	11	56	18	3.5	2.7	6	3	2.7
#6	− 40 UNF	**TCJ02262**	**TDJ02262**	12	56	20	4	3	6	3	3
#8	− 36 UNF	**TCJ02302**	**TDJ02302**	13	63	21	4.5	3.4	6	3	3.5
#10	− 32 UNF	**TCJ02342**	**TDJ02342**	15	70	25	6	4.9	8	3	4.1
#12	− 28 UNF	**TCJ02382**	**TDJ02382**	16	80	30	6	4.9	8	3	4.7
1/4	− 28 UNF	**TCJ02422**	**TDJ02422**	17	80	30	7	5.5	8	3	5.5
5/16	− 24 UNF	**TCJ02462**	**TDJ02462**	17	90	35	8	6.2	9	3	6.9
3/8	− 24 UNF	**TCJ02502**	**TDJ02502**	18	100	39	9	7	10	3	8.5
7/16	− 20 UNF	**TCJ02542**	**TDJ02542**	22	100	40	8	6.2	9	3	9.9
1/2	− 20 UNF	**TCJ02582**	**TDJ02582**	22	100	40	9	7	10	3	11.5
9/16	− 18 UNF	**TCJ02622**	**TDJ02622**	22	100	40	11	9	12	3	12.9
5/8	− 18 UNF	**TCJ02662**	**TDJ02662**	22	100	40	12	9	12	3	14.5
3/4	− 16 UNF	**TCJ02722**	**TDJ02722**	25	110	44	14	11	14	4	17.5
7/8	− 14 UNF	**TCJ02762**	**TDJ02762**	26	125	50	18	14.5	17	4	20.5
1	− 12 UNF	**TCJ02802**	**TDJ02802**	28	140	54	20	16	19	4	23.25

▶DIN 371(#4~3/8) and DIN 374(7/16~1)
* The other coating(TiCN or TiAlN) or Surface Treatment(Steam Homo) is available on your request.

◎ : Excellent ○ : Good

ISO	P											M			K					
Material Description	Non-alloy steel					Low alloy steel				High alloyed steel, and tool steel		Stainless steel			Grey cast iron		Nodular cast iron		Malleable cast iron	
VDI 3323	1	2	3	4	5	6	7	8	9	10	11	12	13	14	15	16	17	18	19	20
HRc		13	25	28	32	10	29	32	38	15	35	15	23	10	10	26	3	25		21
HB	125	190	250	270	300	180	275	300	350	200	325	200	240	180	180	260	160	250	130	230
Recommended	○	◎	◎	◎	◎	◎	◎	◎	◎	○		◎	◎	◎	◎	◎	◎	◎		

ISO	N										S							H			
Material Description	Aluminum-wrought alloy		Aluminum-cast, alloyed			Copper and Copper Alloys (Bronze / Brass)			Non Metallic Materials		Heat Resistant Super Alloys					Titanium Alloys		Hardened steel		Chilled Cast Iron	Hardened Cast Iron
VDI 3323	21	22	23	24	25	26	27	28	29	30	31	32	33	34	35	36	37	38	39	40	41
HRc											15	30	25	38	34			55	60	42	55
HB	60	100	75	90	130	110	90	100			200	280	250	350	320	400Rm	1050Rm	550	630	400	550
Recommended			◎			◎	◎	◎													

COMBO TAPS

Combo Spiral Flute Tap Set

TB804SET5

TC804SET7

Set No.	Series	Surface Treatment	Size	Quantity
TB804SET5	TB804	VAP	M5, M6, M8, M10, M12	5 pcs
TC804SET7	TC804	Bright	M3, M4, M5, M6, M8, M10, M12	7 pcs

Combo Spiral Flute Tap + Gold-P Drill (HSS-E, DIN 338, Straight Shank, 135˚ Split Point, Jobber Length) Set

TD804SET7-GLP195

Set No.	Series	Surface Treatment	Size							Quantity
TD804SET7-GLP195	TD804	TiN	M3	M4	M5	M6	M8	M10	M12	14pcs
	DLGP195	TiN	2.5	3.3	4.2	5	6.8	8.5	10.2	

COMBO TAPS

RECOMMENDED CUTTING CONDITIONS
EMPFOHLENE SCHNEIDKONDITIONEN

ISO	VDI 3323	Material Description	HB	HRc	TC804 TC844 TC824 TC864	TD804 TD844 TD824 TD864	TB804 TB844 TB824 TB864	TCE05 TCE09 TCE01 TCE02	TDE05 TDE09 TDE01 TDE02	TBE05	TCE06	TDE06
					Vc (m/min)							
P	1	Non-alloy steel	125		15-20	20-25	15-20	15-20	20-25	15-20	15-20	20-25
	2		190	13	15-20	20-25	15-20	15-20	20-25	15-20	15-20	20-25
	3		250	25	12-18	18-24	12-18	12-18	18-24	12-18	12-18	18-24
	4		270	28	10-15	15-20	10-15	10-15	15-20	10-15	10-15	15-20
	5		300	32	6-10	10-14	6-10	6-10	10-14	6-10	6-10	10-14
	6	Low alloy steel	180	10	10-15	15-20	10-15	10-15	15-20	10-15	10-15	15-20
	7		275	29	10-15	15-20	10-15	10-15	15-20	10-15	10-15	15-20
	8		300	32	6-10	10-14	6-10	6-10	10-14	6-10	6-10	10-14
	9		350	38	3-5	5-7	3-5	3-5	5-7	3-5	3-5	5-7
	10	High alloyed steel, and tool steel	200	15	3-5	5-7	3-5	3-5	5-7	3-5	3-5	5-7
	11		325	35								
M	12	Stainless steel	200	15	7-10	10-15	7-10	7-10	10-15	7-10	7-10	10-15
	13		240	23	5-8	8-11	5-8	5-8	8-11	5-8	5-8	8-11
	14		180	10	4-6	6-8	4-6	4-6	6-8	4-6	4-6	6-8
K	15	Grey cast iron	180	10	10-15	15-20	10-15	10-15	15-20	10-15	10-15	15-20
	16		260	26	5-8	8-11	5-8	5-8	8-11	5-8	5-8	8-11
	17	Nodular cast iron	160	3	10-15	15-20	10-15	10-15	15-20	10-15	10-15	15-20
	18		250	25	5-8	8-11	5-8	5-8	8-11	5-8	5-8	8-11
	19	Malleable cast iron	130									
	20		230	21								
N	21	Aluminum-wrought alloy	60									
	22		100									
	23	Aluminum-cast, alloyed	75		15-20	20-25	15-20	15-20	20-25	15-20	15-20	20-25
	24		90									
	25		130									
	26	Copper and Copper Alloys (Bronze / Brass)	110		25-35	35-40	25-35	25-35	35-40	25-35	25-35	35-40
	27		90		8-12	12-17	8-12	8-12	12-17	8-12	8-12	12-17
	28		100		15-20	20-25	15-20	15-20	20-25	15-20	15-20	20-25
	29	Non Metallic Materials										
	30											
S	31	Heat Resistant Super Alloys	200	15								
	32		280	30								
	33		250	25								
	34		350	38								
	35		320	34								
	36	Titanium Alloys	400 Rm									
	37		1050 Rm									
H	38	Hardened steel	550	55								
	39		630	60								
	40	Chilled Cast Iron	400	42								
	41	Hardened Cast Iron	550	55								

COMBO TAPS
RECOMMENDED CUTTING CONDITIONS
EMPFOHLENE SCHNEIDKONDITIONEN

VDI 3323	TBE06	TCE07	TDE07	TBE07	TCE08	TDE08	TBE08	TC804-IC	TC633	TC807
	Vc (m/min)									
1	15-20	15-20	20-25	15-20	15-20	20-25	15-20	15-20	15-20	15-20
2	15-20	15-20	20-25	15-20	15-20	20-25	15-20	15-20	15-20	15-20
3	12-18	12-18	18-24	12-18	12-18	18-24	12-18	12-18	12-18	12-18
4	10-15	10-15	15-20	10-15	10-15	15-20	10-15	10-15	10-15	10-15
5	6-10	6-10	10-14	6-10	6-10	10-14	6-10	6-10	6-10	6-10
6	10-15	10-15	15-20	10-15	10-15	15-20	10-15	10-15	10-15	10-15
7	10-15	10-15	15-20	10-15	10-15	15-20	10-15	10-15	10-15	10-15
8	6-10	6-10	10-14	6-10	6-10	10-14	6-10	6-10	6-10	6-10
9	3-5	3-5	5-7	3-5	3-5	5-7	3-5	3-5	3-5	3-5
10	3-5	3-5	5-7	3-5	3-5	5-7	3-5	3-5	3-5	3-5
11										
12	7-10	7-10	10-15	7-10	7-10	10-15	7-10	7-10	7-10	7-10
13	5-8	5-8	8-11	5-8	5-8	8-11	5-8	5-8	5-8	5-8
14	4-6	4-6	6-8	4-6	4-6	6-8	4-6	4-6	4-6	4-6
15	10-15	10-15	15-20	10-15	10-15	15-20	10-15	10-15	10-15	10-15
16	5-8	5-8	8-11	5-8	5-8	8-11	5-8	5-8	5-8	5-8
17	10-15	10-15	15-20	10-15	10-15	15-20	10-15	10-15	10-15	10-15
18	5-8	5-8	8-11	5-8	5-8	8-11	5-8	5-8	5-8	5-8
19										
20										
21										
22										
23	15-20	15-20	20-25	15-20	15-20	20-25	15-20	15-20	15-20	15-20
24										
25										
26	25-35	25-35	35-40	25-35	25-35	35-40	25-35	25-35	25-35	25-35
27	8-12	8-12	12-17	8-12	8-12	12-17	8-12	8-12	8-12	8-12
28	15-20	15-20	20-25	15-20	15-20	20-25	15-20	15-20	15-20	15-20
29										
30										
31										
32										
33										
34										
35										
36										
37										
38										
39										
40										
41										

CARBIDE
HSS
THREAD MILLS
SYNCHRO TAPS
COMBO TAPS
YG TAP GENERAL
YG TAP STEEL
YG TAP HARDENED
YG TAP INOX
YG TAP CAST IRON
YG TAP ALU
YG TAP Ti Ni
YG TAP FORMING
NUT TAPS
STI TAPS
PIPE TAPS
TECHNICAL DATA

COMBO TAPS

RECOMMENDED CUTTING CONDITIONS
EMPFOHLENE SCHNEIDKONDITIONEN

ISO	VDI 3323	Material Description	HB	HRc	TB744 TB754 TQ744 TQ754	TC814 TC854 TC834 TC874	TD814 TD854 TD834 TD874	TB814 TB854 TB834 TB874	TCJ05 TCJ09 TCJ01 TCJ02	TDJ05 TDJ09 TDJ01 TDJ02	TBJ05	TCJ06
					Vc (m/min)							
P	1	Non-alloy steel	125			15-20	20-25	15-20	15-20	20-25	15-20	15-20
	2		190	13	15-20	15-20	20-25	15-20	15-20	20-25	15-20	15-20
	3		250	25		12-18	18-24	12-18	12-18	18-24	12-18	12-18
	4		270	28	10-15	10-15	15-20	10-15	10-15	15-20	10-15	10-15
	5		300	32		6-10	10-14	6-10	6-10	10-14	6-10	6-10
	6	Low alloy steel	180	10	10-15	10-15	15-20	10-15	10-15	15-20	10-15	10-15
	7		275	29	10-15	10-15	15-20	10-15	10-15	15-20	10-15	10-15
	8		300	32		6-10	10-14	6-10	6-10	10-14	6-10	6-10
	9		350	38		3-5	5-7	3-5	3-5	5-7	3-5	3-5
	10	High alloyed steel, and tool steel	200	15		3-5	5-7	3-5	3-5	5-7	3-5	3-5
	11		325	35								
M	12	Stainless steel	200	15	7-10	7-10	10-15	7-10	7-10	10-15	7-10	7-10
	13		240	23	5-8	5-8	8-11	5-8	5-8	8-11	5-8	5-8
	14		180	10	4-6	4-6	6-8	4-6	4-6	6-8	4-6	4-6
K	15	Grey cast iron	180	10		10-15	15-20	10-15	10-15	15-20	10-15	10-15
	16		260	26		5-8	8-11	5-8	5-8	8-11	5-8	5-8
	17	Nodular cast iron	160	3		10-15	15-20	10-15	10-15	15-20	10-15	10-15
	18		250	25		5-8	8-11	5-8	5-8	8-11	5-8	5-8
	19	Malleable cast iron	130									
	20		230	21								
N	21	Aluminum-wrought alloy	60									
	22		100									
	23	Aluminum-cast, alloyed	75			15-20	20-25	15-20	15-20	20-25	15-20	15-20
	24		90									
	25		130									
	26	Copper and Copper Alloys (Bronze / Brass)	110			25-35	35-40	25-35	25-35	35-40	25-35	25-35
	27		90			8-12	12-17	8-12	8-12	12-17	8-12	8-12
	28		100		15-20	15-20	20-25	15-20	15-20	20-25	15-20	15-20
	29	Non Metallic Materials										
	30											
S	31	Heat Resistant Super Alloys	200	15								
	32		280	30								
	33		250	25								
	34		350	38								
	35		320	34								
	36	Titanium Alloys	400 Rm									
	37		1050 Rm									
H	38	Hardened steel	550	55								
	39		630	60								
	40	Chilled Cast Iron	400	42								
	41	Hardened Cast Iron	550	55								

COMBO TAPS
RECOMMENDED CUTTING CONDITIONS
EMPFOHLENE SCHNEIDKONDITIONEN

VDI 3323	TDJ06	TBJ06	TCJ07	TDJ07	TBJ07	TCJ08	TDJ08	TBJ08	TC814-IC	TC445	TB428 TB438	TQ428 TQ438
	Vc (m/min)											
1	20-25	15-20	15-20	20-25	15-20	15-20	20-25	15-20	15-20	15-20		
2	20-25	15-20	15-20	20-25	15-20	15-20	20-25	15-20	15-20	15-20	15-20	15-20
3	18-24	12-18	12-18	18-24	12-18	12-18	18-24	12-18	12-18	12-18		
4	15-20	10-15	10-15	15-20	10-15	10-15	15-20	10-15	10-15	10-15	10-15	10-15
5	10-14	6-10	6-10	10-14	6-10	6-10	10-14	6-10	6-10	6-10		
6	15-20	10-15	10-15	15-20	10-15	10-15	15-20	10-15	10-15	10-15	10-15	10-15
7	15-20	10-15	10-15	15-20	10-15	10-15	15-20	10-15	10-15	10-15	10-15	10-15
8	10-14	6-10	6-10	10-14	6-10	6-10	10-14	6-10	6-10	6-10		
9	5-7	3-5	3-5	5-7	3-5	3-5	5-7	3-5	3-5	3-5		
10	5-7	3-5	3-5	5-7	3-5	3-5	5-7	3-5	3-5	3-5		
11												
12	10-15	7-10	7-10	10-15	7-10	7-10	10-15	7-10	7-10	7-10	7-10	7-10
13	8-11	5-8	5-8	8-11	5-8	5-8	8-11	5-8	5-8	5-8	5-8	5-8
14	6-8	4-6	4-6	6-8	4-6	4-6	6-8	4-6	4-6	4-6	4-6	4-6
15	15-20	10-15	10-15	15-20	10-15	10-15	15-20	10-15	10-15	10-15		
16	8-11	5-8	5-8	8-11	5-8	5-8	8-11	5-8	5-8	5-8		
17	15-20	10-15	10-15	15-20	10-15	10-15	15-20	10-15	10-15	10-15		
18	8-11	5-8	5-8	8-11	5-8	5-8	8-11	5-8	5-8	5-8		
19												
20												
21												
22												
23	20-25	15-20	15-20	20-25	15-20	15-20	20-25	15-20	15-20	15-20		
24												
25												
26	35-40	25-35	25-35	35-40	25-35	25-35	35-40	25-35	25-35	25-35		
27	12-17	8-12	8-12	12-17	8-12	8-12	12-17	8-12	8-12	8-12		
28	20-25	15-20	15-20	20-25	15-20	15-20	20-25	15-20	15-20	15-20	15-20	15-20
29												
30												
31												
32												
33												
34												
35												
36												
37												
38												
39												
40												
41												

Leading Through Innovation

Global Cutting Tool Leader **YG-1**

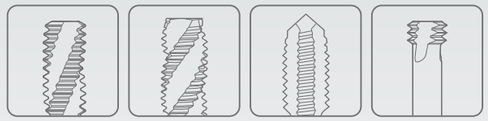

THREADING

HSS & HSS-E

YG TAP GENERAL

YG TAP GENERAL

- **Suitable for Tapping Blind / Through Holes due to Flute Geometry and Excellent Chip Evacuation**
- **Geeignet für das Gewindeschneiden von Grund- und Durchgangsbohrungen aufgrund der Nutengeometrie und der hervorragenden Spanabfuhr**

SELECTION GUIDE

THREADING TOOLS

HSS & HSS-E
YG TAP GENERAL

Suitable for Tapping Blind / Through Holes
due to Flute Geometry and Excellent Chip Evacuation

Please visit globalyg1.com/mat for material search

◎ : Excellent ○ : Good

Recommended cutting conditions : P.161

HOLE TYPE						Max. 2.5xD Blind Hole			Max. 3.0xD Through Hole					Max. 2.0xD Blind/Through Hole			
TOOL MATERIAL						HSS-E			HSS-E								
CHAMFER LEAD ACC.TO DIN2197						C	C	C	B	B	B	B	C	C			
FLUTE TYPE						Spiral Flute	Spiral Flute	Spiral Flute	Spiral Point	Spiral Point	Spiral Point	Spiral Point	Spiral Flute	Straight Flute			
SPIRAL FLUTE ANGLE						R40	R40	R20	-	-	-	-	L20	-			
SERIES	M	DIN371/376				TC711 (P.124)	TD711 (P.125)	TC517 (P.133)	TC127 (P.135)	TD127 (P.136)	TC227 (P.145)	TD227 (P.146)	TC211 (P.147)	TC463 (P.148)			
		DIN352						TC612 (P.134)	TC122 (P.137)								
		DIN357/LONG															
	MF	DIN374				TC411 (P.126)	TD411 (P.128)		TC222 (P.138)	TD222 (P.140)				TC473 (P.149)			
		DIN2181															
	UNC	DIN371/376				TC144 (P.130)			TC214 (P.142)					TC424 (P.150)			
		DIN351															
	UNF	DIN371/374				TC124 (P.131)			TC234 (P.143)								
		DIN2181															
	BSW	DIN2182/2183				TC134 (P.132)			TC224 (P.144)								
		DIN351															
	G(BSP)	DIN5156/5157															
	EG-M	DIN371/376															
	EG-UNC	DIN371/376															
	EG-UNF	DIN371/374															
SURFACE TREATMENT						Bright	TiN	Bright	Bright	TiN	Bright	TiN	Bright	Bright			
MODEL																	

ISO	VDI 3323	Material Description	Composition / Structure / Heat Treatment		HB	HRc	TC711	TD711	TC517	TC127	TD127	TC227	TD227	TC211	TC463	
P	1	Non-alloy steel	About 0.15% C	Annealed	125		○	○	○	○	○	○	○	○	○	P
	2		About 0.45% C	Annealed	190	13	◎	◎	◎	◎	◎	◎	◎	◎	○	
	3		About 0.45% C	Quenched & Tempered	250	25	◎	◎	◎	◎	◎	◎	◎	◎	○	
	4		About 0.75% C	Annealed	270	28	◎	◎	◎	◎	◎	◎	◎	◎	○	
	5		About 0.75% C	Quenched & Tempered	300	32	○	○	○	○	○	○	○	○	○	
	6	Low alloy steel		Annealed	180	10	◎	◎	◎	◎	◎	◎	◎	◎	○	
	7			Quenched & Tempered	275	29	◎	◎	◎	◎	◎	◎	◎	◎	○	
	8			Quenched & Tempered	300	32	○	○	○	○	○	○	○	○	○	
	9			Quenched & Tempered	350	38										
	10	High alloyed steel, and tool steel		Annealed	200	15										
	11			Quenched & Tempered	325	35										
M	12	Stainless steel	Ferritic / Martensitic	Annealed	200	15	○	○	○	○	○	○	○	○	○	M
	13		Martensitic	Quenched & Tempered	240	23	○	○	○	○	○	○	○	○	○	
	14		Austenitic		180	10										
K	15	Grey cast iron	Pearlitic / ferritic		180	10									○	K
	16		Pearlitic (Martensitic)		260	26									○	
	17	Nodular cast iron	Ferritic		160	3	◎	◎	◎	◎	◎	◎	◎	◎	○	
	18		Pearlitic		250	25	◎	◎	◎	◎	◎	◎	◎	◎	○	
	19	Malleable cast iron	Ferritic		130											
	20		Pearlitic		230	21										
N	21	Aluminum-wrought alloy	Not Curable		60		○	○	○	○	○	○	○	○		N
	22		Curable	Hardened	100											
	23	Aluminum-cast, alloyed	≤ 12% Si, Not Curable		75		○	○	○	○	○	○	○	○		
	24		≤ 12% Si, Curable	Hardened	90		○	○	○	○	○	○	○	○		
	25		> 12% Si, Not Curable		130		◎	◎	◎	◎	◎	◎	◎	◎	○	
	26	Copper and Copper Alloys (Bronze / Brass)	Cutting Alloys, PB>1%		110		○	○	○	○	○	○	○	○	○	
	27		CuZn, CuSnZn (Brass)		90										○	
	28		CuSn, lead-free copper and electrolytic copper		100		◎	◎	◎	◎	◎	◎	◎	◎		
	29	Non Metallic Materials	Duroplastic, Fiber Reinforced Plastic													
	30		Rubber, Wood, etc.													
S	31	Heat Resistant Super Alloys	Fe Based	Annealed	200	15										S
	32			Cured	280	30										
	33		Ni or Co Based	Annealed	250	25										
	34			Cured	350	38										
	35			Cast	320	34										
	36	Titanium Alloys	Pure Titanium		400 Rm											
	37		Alpha + Beta Alloys	Hardened	1050 Rm											
H	38	Hardened steel		Hardened	550	55										H
	39			Hardened	630	60										
	40	Chilled Cast Iron		Cast	400	42										
	41	Hardened Cast Iron		Hardened	550	55										

CARBIDE
HSS
THREAD MILLS
SYNCHRO TAPS
COMBO TAPS
YG TAP GENERAL
YG TAP STEEL
YG TAP HARDENED
YG TAP INOX
YG TAP CAST IRON
YG TAP ALU
YG TAP Ti Ni
YG TAP FORMING
NUT TAPS
STI TAPS
PIPE TAPS
TECHNICAL DATA

SELECTION GUIDE

THREADING TOOLS

HSS & HSS-E YG TAP GENERAL

Suitable for Tapping Blind / Through Holes
due to Flute Geometry and Excellent Chip Evacuation

Please visit globalyg1.com/mat for material search

◎ : Excellent ○ : Good

HOLE TYPE		Max. 2.0xD Blind/Through Hole							
TOOL MATERIAL		HSS	HSS	HSS	HSS	HSS	HSS	HSS-E	HSS-E
CHAMFER LEAD ACC. TO DIN2197		I / II / III	I / III	I / II / III	I / III	I / II / III	I / II / III	I / II / III	I / II / III
FLUTE TYPE		Straight Flute	Straight Flute	Straight Flute	Straight Flute	Straight Flute	Straight Flute	Straight Flute	Straight Flute
SPIRAL FLUTE ANGLE		-	-	-	-	-	Left Hand Cut	-	-
M	DIN371/376								
M	DIN352	T7109 (P.151)					T7343 (P.158)	TB373 (P.159)	TC353 (P.160)
M	DIN357/LONG								
MF	DIN374								
MF	DIN2181		T7309 (P.153)						
UNC	DIN371/376								
UNC	DIN351			T7363 (P.155)					
UNF	DIN371/374								
UNF	DIN2181				T7509 (P.156)				
BSW	DIN2182/2183								
BSW	DIN351					T7609 (P.157)			
G(BSP)	DIN5156/5157								
EG-M	DIN371/376								
EG-UNC	DIN371/376								
EG-UNF	DIN371/374								
SURFACE TREATMENT		Bright	Bright	Bright	Bright	Bright	Bright	VAP	Bright
MODEL									

ISO	VDI 3323	Material Description	Composition / Structure / Heat Treatment		HB	HRc	T7109	T7309	T7363	T7509	T7609	T7343	TB373	TC353
P	1	Non-alloy steel	About 0.15% C	Annealed	125		○	○	○	○	○	○	○	○
P	2	Non-alloy steel	About 0.45% C	Annealed	190	13	○	○	○	○	○	○	○	○
P	3	Non-alloy steel	About 0.45% C	Quenched & tempered	250	25	○	○	○	○	○	○	○	○
P	4	Non-alloy steel	About 0.75% C	Annealed	270	28	○	○	○	○	○	○	○	○
P	5	Non-alloy steel	About 0.75% C	Quenched & tempered	300	32								
P	6	Low alloy steel		Annealed	180	10	○	○	○	○	○	○	○	○
P	7	Low alloy steel		Quenched & tempered	275	29	○	○	○	○	○	○	○	○
P	8	Low alloy steel		Quenched & tempered	300	32								
P	9	Low alloy steel		Quenched & tempered	350	38								
P	10	High alloyed steel, and tool steel		Annealed	200	15								
P	11	High alloyed steel, and tool steel		Quenched & Tempered	325	35								
M	12	Stainless steel	Ferritic / Martensitic	Annealed	200	15							○	
M	13	Stainless steel	Martensitic	Quenched & Tempered	240	23							○	
M	14	Stainless steel	Austenitic		180	10							○	
K	15	Grey cast iron	Pearlitic / ferritic		180	10								
K	16	Grey cast iron	Pearlitic (Martensitic)		260	26								
K	17	Nodular cast iron	Ferritic		160	3	○	○	○	○	○	○		
K	18	Nodular cast iron	Pearlitic		250	25	○	○	○	○	○	○		
K	19	Malleable cast iron	Ferritic		130									
K	20	Malleable cast iron	Pearlitic		230	21								
N	21	Aluminum-wrought alloy	Not Curable		60									
N	22	Aluminum-wrought alloy	Curable	Hardened	100									
N	23	Aluminum-cast, alloyed	≤ 12% Si, Not Curable		75									
N	24	Aluminum-cast, alloyed	≤ 12% Si, Curable	Hardened	90									
N	25	Aluminum-cast, alloyed	> 12% Si, Not Curable		130		○	○	○	○	○	○		
N	26	Copper and Copper Alloys (Bronze / Brass)	Cutting Alloys, PB>1%		110		○	○	○	○	○	○		
N	27	Copper and Copper Alloys (Bronze / Brass)	CuZn, CuSnZn (Brass)		90		○	○	○	○	○	○		
N	28	Copper and Copper Alloys (Bronze / Brass)	CuSn, lead-free copper and electrolytic copper		100									
N	29	Non Metallic Materials	Duroplastic, Fiber Reinforced Plastic											
N	30	Non Metallic Materials	Rubber, Wood, etc.											
S	31	Heat Resistant Super Alloys	Fe Based	Annealed	200	15								
S	32	Heat Resistant Super Alloys	Fe Based	Cured	280	30								
S	33	Heat Resistant Super Alloys	Ni or Co Based	Annealed	250	25								
S	34	Heat Resistant Super Alloys	Ni or Co Based	Cured	350	38								
S	35	Heat Resistant Super Alloys	Ni or Co Based	Cast	320	34								
S	36	Titanium Alloys	Pure Titanium		400 Rm									
S	37	Titanium Alloys	Alpha + Beta Alloys	Hardened	1050 Rm									
H	38	Hardened steel		Hardened	550	55								
H	39	Hardened steel		Hardened	630	60								
H	40	Chilled Cast Iron		Cast	400	42								
H	41	Hardened Cast Iron		Hardened	550	55								

YG TAP GENERAL

TC711 SERIES

M ISO metric coarse threads DIN 13

Metrisches ISO-Gewinde DIN 13
ISO MÉTRIQUE DIN13
ISO Metrico passo grosso DIN 13

▶ Suitable for tapping blind holes due to special flute geometry and excellent chip evacuation.

▶ Geeignet zum Gewinden von Sacklöchern dank besonderer Nutengeometrie und ausgezeichneter Spanabfuhr.

DIN 371

DIN 376

Hole type
2.5×D

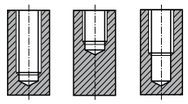

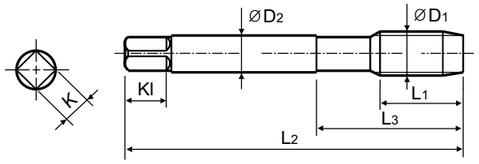

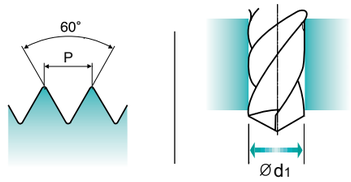

Material groups **GS** | HSS-E | DIN 371/376 | 6H | 60° | C | Bright | R40

Machine taps
Maschinengewindebohrer

Recommended Cutting Page : P.161

Unit : mm

SIZE	Pitch	EDP No.	Thread Length	Overall Length	Neck Length	Shank Diameter	Square Size	Square Length	No. of Flute	Tapping Drill Diameter
ØD1	P	Bright	L1	L2	L3	ØD2	K	Kl	Z	Ød1
M2	× 0.4	**TC711136**	8	45	13	2.8	2.1	5	3	1.6
M2.2	× 0.45	**TC711156**	8	45	13	2.8	2.1	5	3	1.75
*M2.3	× 0.4	**TC711196**	8	45	13	2.8	2.1	5	3	1.9
M2.5	× 0.45	**TC711176**	9	50	15	2.8	2.1	5	3	2.05
*M2.6	× 0.45	**TC711496**	9	50	15	2.8	2.1	5	3	2.1
M3	× 0.5	**TC711206**	6	56	18	3.5	2.7	6	3	2.5
M3.5	× 0.6	**TC711226**	7	56	20	4	3	6	3	2.9
M4	× 0.7	**TC711246**	7	63	21	4.5	3.4	6	3	3.3
M4.5	× 0.75	**TC711266**	8	70	25	6	4.9	8	3	3.7
M5	× 0.8	**TC711286**	8	70	25	6	4.9	8	3	4.2
M6	× 1	**TC711316**	10	80	30	6	4.9	8	3	5
M7	× 1	**TC711346**	10	80	30	7	5.5	8	3	6
M8	× 1.25	**TC711366**	13	90	35	8	6.2	9	3	6.8
M9	× 1.25	**TC711396**	13	90	35	9	7	10	3	7.8
M10	× 1.5	**TC711426**	15	100	39	10	8	11	3	8.5
M11	× 1.5	**TC711466**	17	100	40	8	6.2	9	3	9.5
M12	× 1.75	**TC711506**	18	110	44	9	7	10	3	10.2
M14	× 2	**TC711546**	20	110	44	11	9	12	3	12
M16	× 2	**TC711606**	20	110	44	12	9	12	3	14
M18	× 2.5	**TC711656**	25	125	50	14	11	14	4	15.5
M20	× 2.5	**TC711706**	25	140	54	16	12	15	4	17.5
M22	× 2.5	**TC711746**	25	140	54	18	14.5	17	4	19.5
M24	× 3	**TC711786**	30	160	60	18	14.5	17	4	21
M27	× 3	**TC711866**	30	160	60	20	16	19	4	24
M30	× 3.5	**TC711946**	35	180	70	22	18	21	4	26.5

▶DIN 371(M2~M10) and DIN 376(M11~M30)
▶* DIN profile not ISO

◎ : Excellent ○ : Good

ISO	P											M			K					
Material Description	Non-alloy steel					Low alloy steel				High alloyed steel, and tool steel		Stainless steel			Grey cast iron		Nodular cast iron		Malleable cast iron	
VDI 3323	1	2	3	4	5	6	7	8	9	10	11	12	13	14	15	16	17	18	19	20
HRc		13	25	28	32	10	29	32	38	15	35	15	23	10	10	26	3	25		21
HB	125	190	250	270	300	180	275	300	350	200	325	200	240	180	180	260	160	250	130	230
Recommended	○	◎	◎	◎	○	◎	◎	○				○	○				◎	◎		

ISO	N										S							H			
Material Description	Aluminum-wrought alloy		Aluminum-cast, alloyed			Copper and Copper Alloys (Bronze / Brass)			Non Metallic Materials		Heat Resistant Super Alloys					Titanium Alloys		Hardened steel		Chilled Cast Iron	Hardened Cast Iron
VDI 3323	21	22	23	24	25	26	27	28	29	30	31	32	33	34	35	36	37	38	39	40	41
HRc											15	30	25	38	34			55	60	42	55
HB	60	100	75	90	130	110	90	100			200	280	250	350	320	400Rm	1050Rm	550	630	400	550
Recommended	○		○	○	◎	○		◎													

YG TAP GENERAL

TD711 SERIES

M ISO metric coarse threads DIN 13

Metrisches ISO-Gewinde DIN 13
ISO MÉTRIQUE DIN13
ISO Metrico passo grosso DIN 13

▶ Suitable for tapping blind holes due to special flute geometry and excellent chip evacuation.

▶ Geeignet zum Gewinden von Sacklöchern dank besonderer Nutengeometrie und ausgezeichneter Spanabfuhr.

DIN 371

DIN 376

Hole type
2.5×D

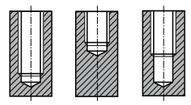

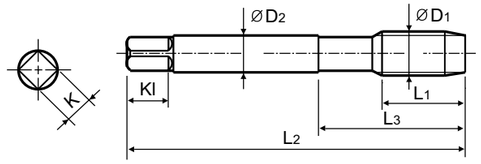

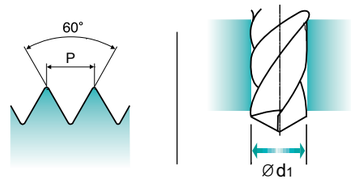

Material groups **GS** | HSS-E | DIN 371/376 | 6H | 60° | C | TiN | R40

Machine taps
Maschinengewindebohrer

Recommended Cutting Page : P.161

Unit : mm

SIZE	Pitch	EDP No.	Thread Length	Overall Length	Neck Length	Shank Diameter	Square Size	Square Length	No. of Flute	Tapping Drill Diameter
ØD1	P	TiN	L1	L2	L3	ØD2	K	Kl	Z	Ød1
M2	× 0.4	**TD711136**	8	45	13	2.8	2.1	5	3	1.6
M2.2	× 0.45	**TD711156**	8	45	13	2.8	2.1	5	3	1.75
*M2.3	× 0.4	**TD711196**	8	45	13	2.8	2.1	5	3	1.9
M2.5	× 0.45	**TD711176**	9	50	15	2.8	2.1	5	3	2.05
*M2.6	× 0.45	**TD711496**	9	50	15	2.8	2.1	5	3	2.1
M3	× 0.5	**TD711206**	6	56	18	3.5	2.7	6	3	2.5
M3.5	× 0.6	**TD711226**	7	56	20	4	3	6	3	2.9
M4	× 0.7	**TD711246**	7	63	21	4.5	3.4	6	3	3.3
M4.5	× 0.75	**TD711266**	8	70	25	6	4.9	8	3	3.7
M5	× 0.8	**TD711286**	8	70	25	6	4.9	8	3	4.2
M6	× 1	**TD711316**	10	80	30	6	4.9	8	3	5
M7	× 1	**TD711346**	10	80	30	7	5.5	8	3	6
M8	× 1.25	**TD711366**	13	90	35	8	6.2	9	3	6.8
M9	× 1.25	**TD711396**	13	90	35	9	7	10	3	7.8
M10	× 1.5	**TD711426**	15	100	39	10	8	11	3	8.5
M11	× 1.5	**TD711466**	17	100	40	8	6.2	9	3	9.5
M12	× 1.75	**TD711506**	18	110	44	9	7	10	3	10.2
M14	× 2	**TD711546**	20	110	44	11	9	12	3	12
M16	× 2	**TD711606**	20	110	44	12	9	12	3	14
M18	× 2.5	**TD711656**	25	125	50	14	11	14	4	15.5
M20	× 2.5	**TD711706**	25	140	54	16	12	15	4	17.5
M22	× 2.5	**TD711746**	25	140	54	18	14.5	17	4	19.5
M24	× 3	**TD711786**	30	160	60	18	14.5	17	4	21
M27	× 3	**TD711866**	30	160	60	20	16	19	4	24
M30	× 3.5	**TD711946**	35	180	70	22	18	21	4	26.5

▶DIN 371(M2~M10) and DIN 376(M11~M30)
▶* DIN profile not ISO

◎ : Excellent ○ : Good

ISO	P											M			K					
Material Description	Non-alloy steel					Low alloy steel				High alloyed steel, and tool steel		Stainless steel			Grey cast iron		Nodular cast iron		Malleable cast iron	
VDI 3323	1	2	3	4	5	6	7	8	9	10	11	12	13	14	15	16	17	18	19	20
HRc		13	25	28	32	10	29	32	38	15	35	15	23	10	10	26	3	25		21
HB	125	190	250	270	300	180	275	300	350	200	325	200	240	180	180	260	160	250	130	230
Recommended	○	◎	◎	◎	○	◎	◎	○				○	○				◎	◎		

ISO	N										S							H			
Material Description	Aluminum-wrought alloy		Aluminum-cast, alloyed			Copper and Copper Alloys (Bronze / Brass)			Non Metallic Materials		Heat Resistant Super Alloys					Titanium Alloys		Hardened steel		Chilled Cast Iron	Hardened Cast Iron
VDI 3323	21	22	23	24	25	26	27	28	29	30	31	32	33	34	35	36	37	38	39	40	41
HRc											15	30	25	38	34			55	60	42	55
HB	60	100	75	90	130	110	90	100			200	280	250	350	320	400Rm	1050Rm	550	630	400	550
Recommended	○		○	○	◎	○		◎													

CARBIDE
HSS
THREAD MILLS
SYNCHRO TAPS
COMBO TAPS
YG TAP GENERAL
YG TAP STEEL
YG TAP HARDENED
YG TAP INOX
YG TAP CAST IRON
YG TAP ALU
YG TAP Ti Ni
YG TAP FORMING
NUT TAPS
STI TAPS
PIPE TAPS
TECHNICAL DATA

YG TAP GENERAL

TC411 SERIES

MF ISO metric fine threads DIN 13

Metrisches ISO-Feingewinde DIN 13
ISO MÉTRIQUE PAS FINS DIN13
ISO Metrico passo fine DIN 13

▶ Suitable for tapping blind holes due to special flute geometry and excellent chip evacuation.

▶ Geeignet zum Gewinden von Sacklöchern dank besonderer Nutengeometrie und ausgezeichneter Spanabfuhr.

DIN 374

Hole type
2.5×D

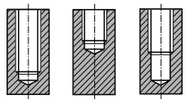

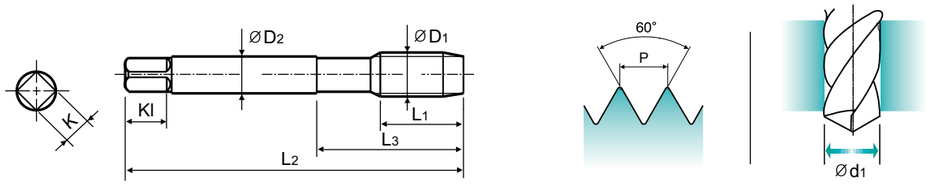

Material groups **GS** | HSS-E | DIN 374 | 6H | 60° | C | Bright | R40

Machine taps
Maschinengewindebohrer

Recommended Cutting Page : P.161

Unit : mm

SIZE	Pitch	EDP No.	Thread Length	Overall Length	Neck Length	Shank Diameter	Square Size	Square Length	No. of Flute	Tapping Drill Diameter
ØD1	P	Bright	L1	L2	L3	ØD2	K	Kl	Z	Ød1
M4	× 0.5	**TC411256**	5	63	21	2.8	2.1	5	3	3.5
M5	× 0.5	**TC411296**	5	70	25	3.5	2.7	6	3	4.5
M6	× 0.75	**TC411326**	8	80	30	4.5	3.4	6	3	5.2
M6	× 0.5	**TC411336**	5	80	30	4.5	3.4	6	3	5.5
M7	× 0.75	**TC411356**	10	80	30	5.5	4.3	7	3	6.2
M8	× 1	**TC411376**	10	90	36	6	4.9	8	3	7
M8	× 0.75	**TC411386**	8	80	30	6	4.9	8	3	7.2
M8	× 0.5	**TC411936**	5	80	30	6	4.9	8	3	7.5
M10	× 1.25	**TC411436**	16	100	40	7	5.5	8	3	8.8
M10	× 1	**TC411446**	10	90	36	7	5.5	8	3	9
M10	× 0.75	**TC411456**	10	90	36	7	5.5	8	3	9.2
M12	× 1.5	**TC411516**	15	100	40	9	7	10	3	10.5
M12	× 1.25	**TC411526**	15	100	40	9	7	10	3	10.8
M12	× 1	**TC411536**	11	100	40	9	7	10	3	11
M14	× 1.5	**TC411556**	15	100	40	11	9	12	3	12.5
M14	× 1.25	**TC411566**	15	100	40	11	9	12	3	12.8
M14	× 1	**TC411576**	11	100	40	11	9	12	3	13
M16	× 1.5	**TC411616**	15	100	40	12	9	12	3	14.5
M16	× 1	**TC411626**	12	100	40	12	9	12	3	15
M18	× 1.5	**TC411676**	17	110	44	14	11	14	4	16.5
M18	× 1	**TC411686**	13	110	44	14	11	14	4	17

▶ NEXT PAGE

◎ : Excellent ○ : Good

ISO	P											M			K					
Material Description	Non-alloy steel					Low alloy steel				High alloyed steel, and tool steel		Stainless steel			Grey cast iron		Nodular cast iron		Malleable cast iron	
VDI 3323	1	2	3	4	5	6	7	8	9	10	11	12	13	14	15	16	17	18	19	20
HRc		13	25	28	32	10	29	32	38	15	35	15	23	10	10	26	3	25		21
HB	125	190	250	270	300	180	275	300	350	200	325	200	240	180	180	260	160	250	130	230
Recommended	○	◎	◎	◎	○	◎	◎	○				○	○				◎	◎		

ISO	N										S							H			
Material Description	Aluminum-wrought alloy		Aluminum-cast, alloyed			Copper and Copper Alloys (Bronze / Brass)			Non Metallic Materials		Heat Resistant Super Alloys					Titanium Alloys		Hardened steel		Chilled Cast Iron	Hardened Cast Iron
VDI 3323	21	22	23	24	25	26	27	28	29	30	31	32	33	34	35	36	37	38	39	40	41
HRc											15	30	25	38	34			55	60	42	55
HB	60	100	75	90	130	110	90	100			200	280	250	350	320	400Rm	1050Rm	550	630	400	550
Recommended	○		○	○	◎	○		◎													

YG TAP GENERAL
TC411 SERIES
MF ISO metric fine threads DIN 13
Metrisches ISO-Feingewinde DIN 13
ISO MÉTRIQUE PAS FINS DIN13
ISO Metrico passo grosso DIN 13
▶ Suitable for tapping blind holes due to special flute geometry and excellent chip evacuation.
▶ Geeignet zum Gewinden von Sacklöchern dank besonderer Nutengeometrie und ausgezeichneter Spanabfuhr.
DIN 374
Hole type
2.5×D
Material groups GS | HSS-E | DIN 374 | 6H | 60° | C | Bright | R40
Machine taps
Maschinengewindebohrer
Recommended Cutting Page : P.161
Unit : mm

SIZE	Pitch	EDP No.	Thread Length	Overall Length	Neck Length	Shank Diameter	Square Size	Square Length	No. of Flute	Tapping Drill Diameter
ØD1	P	Bright	L1	L2	L3	ØD2	K	Kl	Z	Ød1
M20	× 1.5	**TC411726**	17	125	50	16	12	15	4	18.5
M20	× 1	**TC411736**	14	125	50	16	12	15	4	19
M22	× 1.5	**TC411766**	17	125	50	18	14.5	17	4	20.5
M22	× 1	**TC411776**	14	125	50	18	14.5	17	4	21
M24	× 2	**TC411796**	20	140	54	18	14.5	17	4	22
M24	× 1.5	**TC411806**	20	140	54	18	14.5	17	4	22.5
M26	× 1.5	**TC411856**	20	140	54	18	14.5	17	4	24.5
M27	× 2	**TC411876**	20	140	54	20	16	19	4	25
M27	× 1.5	**TC411886**	20	140	54	20	16	19	4	25.5
M28	× 1.5	**TC411916**	20	140	54	20	16	19	4	26.5
M30	× 2	**TC411966**	22	150	57	22	18	21	4	28
M30	× 1.5	**TC411976**	22	150	57	22	18	21	4	28.5

◎ : Excellent ○ : Good

ISO	P											M			K					
Material Description	Non-alloy steel					Low alloy steel				High alloyed steel, and tool steel		Stainless steel			Grey cast iron		Nodular cast iron		Malleable cast iron	
VDI 3323	1	2	3	4	5	6	7	8	9	10	11	12	13	14	15	16	17	18	19	20
HRc		13	25	28	32	10	29	32	38	15	35	15	23	10	10	26	3	25		21
HB	125	190	250	270	300	180	275	300	350	200	325	200	240	180	180	260	160	250	130	230
Recommended	○	◎	◎	◎	○	◎	◎	○				○	○				◎	◎		

ISO	N										S							H			
Material Description	Aluminum-wrought alloy		Aluminum-cast, alloyed			Copper and Copper Alloys (Bronze / Brass)			Non Metallic Materials		Heat Resistant Super Alloys					Titanium Alloys		Hardened steel		Chilled Cast Iron	Hardened Cast Iron
VDI 3323	21	22	23	24	25	26	27	28	29	30	31	32	33	34	35	36	37	38	39	40	41
HRc											15	30	25	38	34			55	60	42	55
HB	60	100	75	90	130	110	90	100			200	280	250	350	320	400Rm	1050Rm	550	630	400	550
Recommended	○		○	○	◎	○		◎													

YG TAP GENERAL

TD411 SERIES

MF ISO metric fine threads DIN 13

Metrisches ISO-Feingewinde DIN 13
ISO MÉTRIQUE PAS FINS DIN13
ISO Metrico passo grosso DIN 13

▶ Suitable for tapping blind holes due to special flute geometry and excellent chip evacuation.

▶ Geeignet zum Gewinden von Sacklöchern dank besonderer Nutengeometrie und ausgezeichneter Spanabfuhr.

DIN 374

Hole type
2.5×D

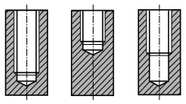

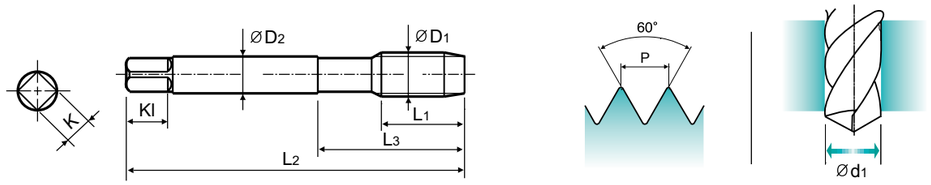

Material groups **GS** | HSS-E | DIN 374 | 6H | 60° | C | TiN | R40

Machine taps
Maschinengewindebohrer

Recommended Cutting Page : P.161

Unit : mm

SIZE	Pitch	EDP No.	Thread Length	Overall Length	Neck Length	Shank Diameter	Square Size	Square Length	No. of Flute	Tapping Drill Diameter
ØD1	P	TiN	L1	L2	L3	ØD2	K	Kl	Z	Ød1
M4	× 0.5	**TD411256**	5	63	21	2.8	2.1	5	3	3.5
M5	× 0.5	**TD411296**	5	70	25	3.5	2.7	6	3	4.5
M6	× 0.75	**TD411326**	8	80	30	4.5	3.4	6	3	5.2
M6	× 0.5	**TD411336**	5	80	30	4.5	3.4	6	3	5.5
M7	× 0.75	**TD411356**	10	80	30	5.5	4.3	7	3	6.2
M8	× 1	**TD411376**	10	90	36	6	4.9	8	3	7
M8	× 0.75	**TD411386**	8	80	30	6	4.9	8	3	7.2
M8	× 0.5	**TD411936**	5	80	30	6	4.9	8	3	7.5
M10	× 1.25	**TD411436**	16	100	40	7	5.5	8	3	8.8
M10	× 1	**TD411446**	10	90	36	7	5.5	8	3	9
M10	× 0.75	**TD411456**	10	90	36	7	5.5	8	3	9.2
M12	× 1.5	**TD411516**	15	100	40	9	7	10	3	10.5
M12	× 1.25	**TD411526**	15	100	40	9	7	10	3	10.8
M12	× 1	**TD411536**	11	100	40	9	7	10	3	11
M14	× 1.5	**TD411556**	15	100	40	11	9	12	3	12.5
M14	× 1.25	**TD411566**	15	100	40	11	9	12	3	12.8
M14	× 1	**TD411576**	11	100	40	11	9	12	3	13
M16	× 1.5	**TD411616**	15	100	40	12	9	12	3	14.5

▶ NEXT PAGE

◎ : Excellent ○ : Good

ISO	P											M			K					
Material Description	Non-alloy steel					Low alloy steel				High alloyed steel, and tool steel		Stainless steel			Grey cast iron		Nodular cast iron		Malleable cast iron	
VDI 3323	1	2	3	4	5	6	7	8	9	10	11	12	13	14	15	16	17	18	19	20
HRc		13	25	28	32	10	29	32	38	15	35	15	23	10	10	26	3	25		21
HB	125	190	250	270	300	180	275	300	350	200	325	200	240	180	180	260	160	250	130	230
Recommended	○	◎	◎	◎	○	◎	◎	○				○	○				◎	◎		

ISO	N										S							H		
Material Description	Aluminum-wrought alloy		Aluminum-cast, alloyed			Copper and Copper Alloys (Bronze / Brass)			Non Metallic Materials		Heat Resistant Super Alloys					Titanium Alloys		Hardened steel	Chilled Cast Iron	Hardened Cast Iron
VDI 3323	21	22	23	24	25	26	27	28	29	30	31	32	33	34	35	36	37	38	39	40	41
HRc											15	30	25	38	34			55	60	42	55
HB	60	100	75	90	130	110	90	100			200	280	250	350	320	400Rm	1050Rm	550	630	400	550
Recommended	○		○	○	◎	○		◎													

YG TAP GENERAL
TD411 SERIES
MF ISO metric fine threads DIN 13
Metrisches ISO-Feingewinde DIN 13
ISO MÉTRIQUE PAS FINS DIN13
ISO Metrico passo grosso DIN 13
▶ Suitable for tapping blind holes due to special flute geometry and excellent chip evacuation.
▶ Geeignet zum Gewinden von Sacklöchern dank besonderer Nutengeometrie und ausgezeichneter Spanabfuhr.
DIN 374
Hole type
2.5×D
Material groups GS | HSS-E | DIN 374 | 6H | 60° | C | TiN | R40
Machine taps
Maschinengewindebohrer
Recommended Cutting Page : P.161
Unit : mm

SIZE	Pitch	EDP No.	Thread Length	Overall Length	Neck Length	Shank Diameter	Square Size	Square Length	No. of Flute	Tapping Drill Diameter
ØD1	P	TiN	L1	L2	L3	ØD2	K	Kl	Z	Ød1
M16	× 1	**TD411626**	12	100	40	12	9	12	3	15
M18	× 1.5	**TD411676**	17	110	44	14	11	14	4	16.5
M18	× 1	**TD411686**	13	110	44	14	11	14	4	17
M20	× 1.5	**TD411726**	17	125	50	16	12	15	4	18.5
M20	× 1	**TD411736**	14	125	50	16	12	15	4	19
M22	× 1.5	**TD411766**	17	125	50	18	14.5	17	4	20.5
M22	× 1	**TD411776**	14	125	50	18	14.5	17	4	21
M24	× 2	**TD411796**	20	140	54	18	14.5	17	4	22
M24	× 1.5	**TD411806**	20	140	54	18	14.5	17	4	22.5
M26	× 1.5	**TD411856**	20	140	54	18	14.5	17	4	24.5
M27	× 2	**TD411876**	20	140	54	20	16	19	4	25
M27	× 1.5	**TD411886**	20	140	54	20	16	19	4	25.5
M28	× 1.5	**TD411916**	20	140	54	20	16	19	4	26.5
M30	× 2	**TD411966**	22	150	57	22	18	21	4	28
M30	× 1.5	**TD411976**	22	150	57	22	18	21	4	28.5

◎ : Excellent ○ : Good

ISO	P											M			K					
Material Description	Non-alloy steel					Low alloy steel				High alloyed steel, and tool steel		Stainless steel			Grey cast iron		Nodular cast iron		Malleable cast iron	
VDI 3323	1	2	3	4	5	6	7	8	9	10	11	12	13	14	15	16	17	18	19	20
HRc		13	25	28	32	10	29	32	38	15	35	15	23	10	10	26	3	25		21
HB	125	190	250	270	300	180	275	300	350	200	325	200	240	180	180	260	160	250	130	230
Recommended	○	◎	◎	◎	○	◎	◎	○				○	○				◎	◎		

ISO	N										S							H		
Material Description	Aluminum-wrought alloy		Aluminum-cast, alloyed			Copper and Copper Alloys (Bronze / Brass)			Non Metallic Materials		Heat Resistant Super Alloys					Titanium Alloys		Hardened steel	Chilled Cast Iron	Hardened Cast Iron
VDI 3323	21	22	23	24	25	26	27	28	29	30	31	32	33	34	35	36	37	38	39	40	41
HRc											15	30	25	38	34			55	60	42	55
HB	60	100	75	90	130	110	90	100			200	280	250	350	320	400Rm	1050Rm	550	630	400	550
Recommended	○		○	○	◎	○		◎													

YG TAP GENERAL

TC144 SERIES

UNC

Unified coarse threads

- Unified Grobgewinde
- UNC
- Unificato passo grosso

▶ Suitable for tapping blind holes due to special flute geometry and excellent chip evacuation.

▶ Geeignet zum Gewinden von Sacklöchern dank besonderer Nutengeometrie und ausgezeichneter Spanabfuhr.

DIN 371

DIN 376

Hole type

2.5×D

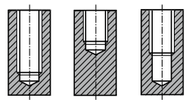

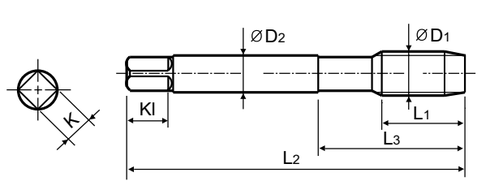

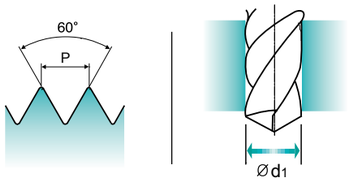

Material groups **GS** | HSS-E | DIN 371/376 | 2B | 60° | C | Bright | R40

Machine taps
Maschinengewindebohrer

Recommended Cutting Page : P.161

Unit : mm

SIZE ØD1	TPI	EDP No. Bright	Thread Length L1	Overall Length L2	Neck Length L3	Shank Diameter ØD2	Square Size K	Square Length Kl	No. of Flute Z	Tapping Drill Diameter Ød1
#4	- 40UNC	**TC144162**	6	56	18	3.5	2.7	6	3	2.3
#5	- 40UNC	**TC144202**	7	56	18	3.5	2.7	6	3	2.6
#6	- 32UNC	**TC144242**	7	56	20	4	3	6	3	2.85
#8	- 32UNC	**TC144282**	8	63	21	4.5	3.4	6	3	3.5
#10	- 24UNC	**TC144322**	10	70	25	6	4.9	8	3	3.9
#12	- 24UNC	**TC144362**	10	80	30	6	4.9	8	3	4.5
1/4	- 20UNC	**TC144402**	13	80	30	7	5.5	8	3	5.2
5/16	- 18UNC	**TC144442**	14	90	35	8	6.2	9	3	6.6
3/8	- 16UNC	**TC144482**	16	100	39	9	7	10	3	8
7/16	- 14UNC	**TC144522**	17	100	40	8	6.2	9	3	9.4
1/2	- 13UNC	**TC144562**	20	110	44	9	7	10	3	10.75
9/16	- 12UNC	**TC144602**	20	110	44	11	9	12	3	12.25
5/8	- 11UNC	**TC144642**	22	110	44	12	9	12	3	13.5
3/4	- 10UNC	**TC144702**	25	125	50	14	11	14	4	16.5
7/8	- 9UNC	**TC144742**	27	140	54	18	14.5	17	4	19.5
1	- 8UNC	**TC144782**	30	160	60	20	16	19	4	22.25
1-1/8	- 7UNC	**TC144822**	35	180	65	22	18	21	4	25

▶DIN 371(#4~3/8) and DIN 376(7/16~1-1/8)

◎ : Excellent ○ : Good

ISO	P											M			K					
Material Description	Non-alloy steel					Low alloy steel				High alloyed steel, and tool steel		Stainless steel			Grey cast iron		Nodular cast iron		Malleable cast iron	
VDI 3323	1	2	3	4	5	6	7	8	9	10	11	12	13	14	15	16	17	18	19	20
HRc		13	25	28	32	10	29	32	38	15	35	15	23	10	10	26	3	25		21
HB	125	190	250	270	300	180	275	300	350	200	325	200	240	180	180	260	160	250	130	230
Recommended	○	◎	◎	◎	○	◎	◎	○				○	○				◎	◎		

ISO	N										S							H		
Material Description	Aluminum-wrought alloy		Aluminum-cast, alloyed			Copper and Copper Alloys (Bronze / Brass)			Non Metallic Materials		Heat Resistant Super Alloys					Titanium Alloys		Hardened steel	Chilled Cast Iron	Hardened Cast Iron
VDI 3323	21	22	23	24	25	26	27	28	29	30	31	32	33	34	35	36	37	38	39	40	41
HRc											15	30	25	38	34			55	60	42	55
HB	60	100	75	90	130	110	90	100			200	280	250	350	320	400Rm	1050Rm	550	630	400	550
Recommended	○		○	○	◎	○		◎													

YG TAP GENERAL

TC124 SERIES

UNF

Unified fine threads

- Unified Feingewinde
- UNF
- Unificato passo grosso

▶ Suitable for tapping blind holes due to special flute geometry and excellent chip evacuation.

▶ Geeignet zum Gewinden von Sacklöchern dank besonderer Nutengeometrie und ausgezeichneter Spanabfuhr.

DIN 371

DIN 374

Hole type

2.5×D

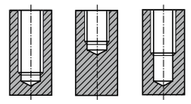

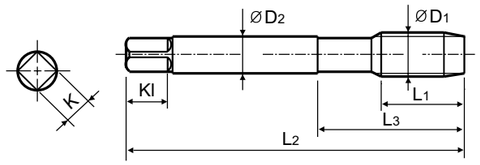

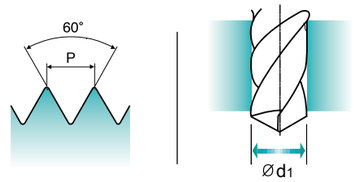

Material groups **GS** | HSS-E | DIN 371/374 | 2B | 60° | C | Bright | R40

Machine taps
Maschinengewindebohrer

Recommended Cutting Page : P.161

Unit : mm

SIZE ØD1	TPI	EDP No. Bright	Thread Length L1	Overall Length L2	Neck Length L3	Shank Diameter ØD2	Square Size K	Square Length Kl	No. of Flute Z	Tapping Drill Diameter Ød1
#4	- 48UNF	**TC124182**	6	56	18	3.5	2.7	6	3	2.4
#5	- 44UNF	**TC124222**	7	56	18	3.5	2.7	6	3	2.7
#6	- 40UNF	**TC124262**	7	56	20	4	3	6	3	3
#8	- 36UNF	**TC124302**	8	63	21	4.5	3.4	6	3	3.5
#10	- 32UNF	**TC124342**	10	70	25	6	4.9	8	3	4.1
#12	- 28UNF	**TC124382**	10	80	30	6	4.9	8	3	4.7
1/4	- 28UNF	**TC124422**	10	80	30	7	5.5	8	3	5.5
5/16	- 24UNF	**TC124462**	10	90	35	8	6.2	9	3	6.9
3/8	- 24UNF	**TC124502**	10	100	39	9	7	10	3	8.5
7/16	- 20UNF	**TC124542**	13	100	40	8	6.2	9	3	9.9
1/2	- 20UNF	**TC124582**	13	100	40	9	7	10	3	11.5
9/16	- 18UNF	**TC124622**	15	100	40	11	9	12	3	12.9
5/8	- 18UNF	**TC124662**	15	100	40	12	9	12	3	14.5
3/4	- 16UNF	**TC124722**	17	110	44	14	11	14	4	17.5
7/8	- 14UNF	**TC124762**	17	125	50	18	14.5	17	4	20.5
1	- 12UNF	**TC124802**	20	140	54	18	14.5	17	4	23.25
1-1/8	- 12UNF	**TC124842**	22	150	60	22	18	21	4	26.5

▶DIN 371(#4~3/8) and DIN 374(7/16~1-1/8)

◎ : Excellent ○ : Good

ISO	P											M			K					
Material Description	Non-alloy steel					Low alloy steel				High alloyed steel, and tool steel		Stainless steel			Grey cast iron		Nodular cast iron		Malleable cast iron	
VDI 3323	1	2	3	4	5	6	7	8	9	10	11	12	13	14	15	16	17	18	19	20
HRc		13	25	28	32	10	29	32	38	15	35	15	23	10	10	26	3	25		21
HB	125	190	250	270	300	180	275	300	350	200	325	200	240	180	180	260	160	250	130	230
Recommended	○	◎	◎	◎	○	◎	◎	○				○	○				◎	◎		

ISO	N										S							H		
Material Description	Aluminum-wrought alloy		Aluminum-cast, alloyed			Copper and Copper Alloys (Bronze / Brass)			Non Metallic Materials		Heat Resistant Super Alloys					Titanium Alloys		Hardened steel	Chilled Cast Iron	Hardened Cast Iron
VDI 3323	21	22	23	24	25	26	27	28	29	30	31	32	33	34	35	36	37	38	39	40	41
HRc											15	30	25	38	34			55	60	42	55
HB	60	100	75	90	130	110	90	100			200	280	250	350	320	400Rm	1050Rm	550	630	400	550
Recommended	○		○	○	◎	○		◎													

CARBIDE
HSS
THREAD MILLS
SYNCHRO TAPS
COMBO TAPS
YG TAP GENERAL
YG TAP STEEL
YG TAP HARDENED
YG TAP INOX
YG TAP CAST IRON
YG TAP ALU
YG TAP Ti Ni
YG TAP FORMING
NUT TAPS
STI TAPS
PIPE TAPS
TECHNICAL DATA

YG TAP GENERAL

TC134 SERIES

BSW Whitworth threads

Whitworth Gewinde
BSW
Unificato passo grosso

▶ Suitable for tapping blind holes due to special flute geometry and excellent chip evacuation.

▶ Geeignet zum Gewinden von Sacklöchern dank besonderer Nutengeometrie und ausgezeichneter Spanabfuhr.

DIN 2182

DIN 2183

Hole type
2.5×D

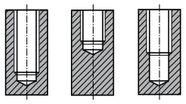

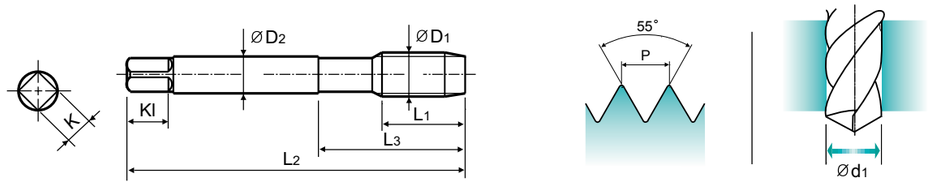

Material groups GS | HSS-E | DIN 2182/2183 | 55° | C | Bright | R40

Machine taps
Maschinengewindebohrer

Recommended Cutting Page : P.161

Unit : mm

SIZE ØD1	TPI	EDP No. Bright	Thread Length L1	Overall Length L2	Neck Length L3	Shank Diameter ØD2	Square Size K	Square Length Kl	No. of Flute Z	Tapping Drill Diameter Ød1
W1/8	- 40	**TC134200**	7	56	18	3.5	2.7	6	3	2.5
W5/32	- 32	**TC134280**	7	63	21	4.5	3.4	6	3	3.1
W3/16	- 24	**TC134320**	10	70	25	6	4.9	8	3	3.6
W7/32	- 24	**TC134360**	10	80	30	6	4.9	8	3	4.4
W1/4	- 20	**TC134400**	13	80	30	7	5.5	8	3	5.1
W5/16	- 18	**TC134440**	14	90	35	8	6.2	9	3	6.5
W3/8	- 16	**TC134480**	16	100	39	9	7	10	3	7.9
W7/16	- 14	**TC134520**	17	100	40	8	6.2	9	3	9.3
W1/2	- 12	**TC134560**	20	110	44	9	7	10	3	10.5
W9/16	- 12	**TC134600**	20	110	44	11	9	12	3	12
W5/8	- 11	**TC134640**	22	110	40	12	9	12	3	13.5
W3/4	- 10	**TC134700**	25	125	50	14	11	14	4	16.5
W7/8	- 9	**TC134740**	27	140	54	18	14.5	17	4	19.25
W1	- 8	**TC134780**	30	160	60	20	16	19	4	22
W1-1/8	- 7	**TC134820**	35	180	65	22	18	21	4	24.75

▶DIN 2182(W1/8~W3/8) and DIN 2183(W7/16~W1-1/8)

◎ : Excellent ○ : Good

ISO	P											M			K					
Material Description	Non-alloy steel					Low alloy steel				High alloyed steel, and tool steel		Stainless steel			Grey cast iron		Nodular cast iron		Malleable cast iron	
VDI 3323	1	2	3	4	5	6	7	8	9	10	11	12	13	14	15	16	17	18	19	20
HRc		13	25	28	32	10	29	32	38	15	35	15	23	10	10	26	3	25		21
HB	125	190	250	270	300	180	275	300	350	200	325	200	240	180	180	260	160	250	130	230
Recommended	○	◎	◎	◎	○	◎	◎	○				○	○				◎	◎		

ISO	N										S							H		
Material Description	Aluminum-wrought alloy		Aluminum-cast, alloyed			Copper and Copper Alloys (Bronze / Brass)			Non Metallic Materials		Heat Resistant Super Alloys					Titanium Alloys		Hardened steel	Chilled Cast Iron	Hardened Cast Iron
VDI 3323	21	22	23	24	25	26	27	28	29	30	31	32	33	34	35	36	37	38	39	40	41
HRc											15	30	25	38	34			55	60	42	55
HB	60	100	75	90	130	110	90	100			200	280	250	350	320	400Rm	1050Rm	550	630	400	550
Recommended	○		○	○	◎	○		◎													

YG TAP GENERAL

TC517 SERIES

M ISO metric coarse threads DIN 13

Metrisches ISO-Gewinde DIN 13
ISO MÉTRIQUE DIN13
ISO Metrico passo grosso DIN 13

▶ Suitable for tapping blind holes due to special flute geometry and excellent chip evacuation.

▶ Geeignet zum Gewinden von Sacklöchern dank besonderer Nutengeometrie und ausgezeichneter Spanabfuhr.

DIN 371

DIN 376

Hole type
2.5×D

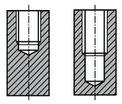

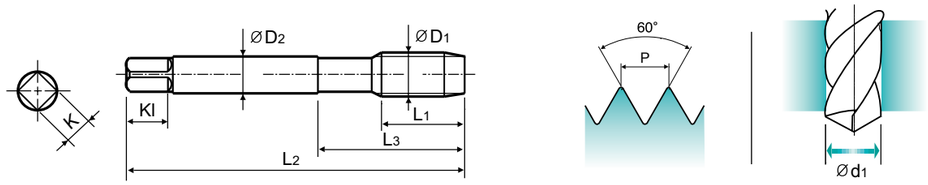

Material groups GS | HSS-E | DIN 371/376 | 6H | 60° | C | Bright | R20

Machine taps
Maschinengewindebohrer

Recommended Cutting Page : P.161

Unit : mm

SIZE ØD1	Pitch P	EDP No. Bright	Thread Length L1	Overall Length L2	Neck Length L3	Shank Diameter ØD2	Square Size K	Square Length Kl	No. of Flute Z	Tapping Drill Diameter Ød1
M2	× 0.4	**TC517136**	8	45	13	2.8	2.1	5	3	1.6
M2.2	× 0.45	**TC517156**	8	45	13	2.8	2.1	5	3	1.75
*M2.3	× 0.4	**TC517196**	8	45	13	2.8	2.1	5	3	1.9
M2.5	× 0.45	**TC517176**	9	50	15	2.8	2.1	5	3	2.05
*M2.6	× 0.45	**TC517496**	9	50	15	2.8	2.1	5	3	2.1
M3	× 0.5	**TC517206**	6	56	18	3.5	2.7	6	3	2.5
M3.5	× 0.6	**TC517226**	7	56	20	4	3	6	3	2.9
M4	× 0.7	**TC517246**	7	63	21	4.5	3.4	6	3	3.3
M4.5	× 0.75	**TC517266**	8	70	25	6	4.9	8	3	3.7
M5	× 0.8	**TC517286**	8	70	25	6	4.9	8	3	4.2
M6	× 1	**TC517316**	10	80	30	6	4.9	8	3	5
M7	× 1	**TC517346**	10	80	30	7	5.5	8	3	6
M8	× 1.25	**TC517366**	13	90	35	8	6.2	9	3	6.8
M9	× 1.25	**TC517396**	13	90	35	9	7	10	3	7.8
M10	× 1.5	**TC517426**	15	100	39	10	8	11	3	8.5
M11	× 1.5	**TC517466**	17	100	40	8	6.2	9	3	9.5
M12	× 1.75	**TC517506**	18	110	44	9	7	10	3	10.2
M14	× 2	**TC517546**	20	110	44	11	9	12	3	12
M16	× 2	**TC517606**	20	110	44	12	9	12	3	14
M18	× 2.5	**TC517656**	25	125	50	14	11	14	4	15.5
M20	× 2.5	**TC517706**	25	140	54	16	12	15	4	17.5
M22	× 2.5	**TC517746**	25	140	54	18	14.5	17	4	19.5
M24	× 3	**TC517786**	30	160	60	18	14.5	17	4	21
M27	× 3	**TC517866**	30	160	60	20	16	19	4	24
M30	× 3.5	**TC517946**	35	180	70	22	18	21	4	26.5

▶DIN 371(M2~M10) and DIN 376(M11~M30)
▶* DIN profile not ISO

◎ : Excellent ○ : Good

ISO	P											M			K					
Material Description	Non-alloy steel					Low alloy steel				High alloyed steel, and tool steel		Stainless steel			Grey cast iron		Nodular cast iron		Malleable cast iron	
VDI 3323	1	2	3	4	5	6	7	8	9	10	11	12	13	14	15	16	17	18	19	20
HRc		13	25	28	32	10	29	32	38	15	35	15	23	10	10	26	3	25		21
HB	125	190	250	270	300	180	275	300	350	200	325	200	240	180	180	260	160	250	130	230
Recommended	○	◎	◎	◎	○	◎	◎	○				○	○				◎	◎		

ISO	N										S							H		
Material Description	Aluminum-wrought alloy		Aluminum-cast, alloyed			Copper and Copper Alloys (Bronze / Brass)			Non Metallic Materials		Heat Resistant Super Alloys					Titanium Alloys		Hardened steel	Chilled Cast Iron	Hardened Cast Iron
VDI 3323	21	22	23	24	25	26	27	28	29	30	31	32	33	34	35	36	37	38	39	40	41
HRc											15	30	25	38	34			55	60	42	55
HB	60	100	75	90	130	110	90	100			200	280	250	350	320	400Rm	1050Rm	550	630	400	550
Recommended	○		○	○	◎	○		◎													

YG TAP GENERAL

TC612 SERIES

M ISO metric coarse threads DIN 13

Metrisches ISO-Gewinde DIN 13
ISO MÉTRIQUE DIN13
ISO Metrico passo grosso DIN 13

▶ Suitable for tapping blind holes due to special flute geometry and excellent chip evacuation.

▶ Geeignet zum Gewinden von Sacklöchern dank besonderer Nutengeometrie und ausgezeichneter Spanabfuhr.

DIN 352

Hole type
2.5×D

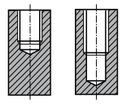

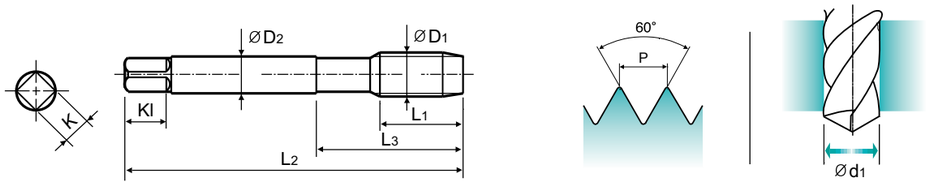

Material groups **GS** | HSS-E | DIN 352 | 6H | 60° | C | Bright | R20

Short machine taps
Maschinengewindebohrer kurz

Recommended Cutting Page : P.161

Unit : mm

SIZE	Pitch	EDP No.	Thread Length	Overall Length	Neck Length	Shank Diameter	Square Size	Square Length	No. of Flute	Tapping Drill Diameter
ØD1	P	Bright	L1	L2	L3	ØD2	K	Kl	Z	Ød1
M3	× 0.5	**TC612206**	11	40	18	3.5	2.7	6	3	2.5
M4	× 0.7	**TC612246**	13	45	21	4.5	3.4	6	3	3.3
M5	× 0.8	**TC612286**	16	52	26	6	4.9	8	3	4.2
M6	× 1	**TC612316**	18	56	27	6	4.9	8	3	5
M8	× 1.25	**TC612366**	20	63	34	6	4.9	8	3	6.8
M10	× 1.5	**TC612426**	22	70	38	7	5.5	8	3	8.5
M12	× 1.75	**TC612506**	24	80	45	9	7	10	3	10.2
M14	× 2	**TC612546**	26	80	45	11	9	12	3	12
M16	× 2	**TC612606**	27	80	45	12	9	12	3	14
M18	× 2.5	**TC612656**	30	95	58	14	11	14	4	15.5
M20	× 2.5	**TC612706**	32	95	58	16	12	15	4	17.5

◎ : Excellent ○ : Good

ISO	P											M			K					
Material Description	Non-alloy steel					Low alloy steel				High alloyed steel, and tool steel		Stainless steel			Grey cast iron		Nodular cast iron		Malleable cast iron	
VDI 3323	1	2	3	4	5	6	7	8	9	10	11	12	13	14	15	16	17	18	19	20
HRc		13	25	28	32	10	29	32	38	15	35	15	23	10	10	26	3	25		21
HB	125	190	250	270	300	180	275	300	350	200	325	200	240	180	180	260	160	250	130	230
Recommended	○	◎	◎	◎	○	◎	◎	○				○	○				◎	◎		

ISO	N										S							H			
Material Description	Aluminum-wrought alloy		Aluminum-cast, alloyed			Copper and Copper Alloys (Bronze / Brass)			Non Metallic Materials		Heat Resistant Super Alloys					Titanium Alloys		Hardened steel		Chilled Cast Iron	Hardened Cast Iron
VDI 3323	21	22	23	24	25	26	27	28	29	30	31	32	33	34	35	36	37	38	39	40	41
HRc											15	30	25	38	34			55	60	42	55
HB	60	100	75	90	130	110	90	100			200	280	250	350	320	400Rm	1050Rm	550	630	400	550
Recommended	○		○	○	◎	○		◎													

YG TAP GENERAL

TC127 SERIES

M ISO metric coarse threads DIN 13

Metrisches ISO-Gewinde DIN 13
ISO MÉTRIQUE DIN13
ISO Metrico passo grosso DIN 13

▶ Suitable for through hole in more cutting speed than other taps due to thick web.

▶ Geeignet für Durchgangslöcher in höherer Schnittgeschwindigkeit als bei anderen Gewindebohrern dank größerer Kerndicke.

DIN 371

Hole type
3.0×D

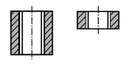

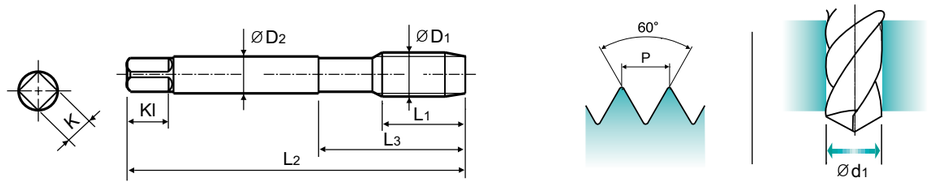

Material groups **GS** | HSS-E | DIN 371 | 6H | 60° | B | Bright

Machine taps
Maschinengewindebohrer

Recommended Cutting Page : P.161

Unit : mm

SIZE	Pitch	EDP No.	Thread Length	Overall Length	Neck Length	Shank Diameter	Square Size	Square Length	No. of Flute	Tapping Drill Diameter
ØD1	P	Bright	L1	L2	L3	ØD2	K	Kl	Z	Ød1
M2	× 0.4	**TC127136**	8	45	13	2.8	2.1	5	3	1.6
M2.2	× 0.45	**TC127156**	8	45	13	2.8	2.1	5	3	1.75
*M2.3	× 0.4	**TC127196**	8	45	13	2.8	2.1	5	3	1.9
M2.5	× 0.45	**TC127176**	9	50	15	2.8	2.1	5	3	2.05
*M2.6	× 0.45	**TC127496**	9	50	15	2.8	2.1	5	3	2.1
M3	× 0.5	**TC127206**	11	56	18	3.5	2.7	6	3	2.5
M3.5	× 0.6	**TC127226**	12	56	20	4	3	6	3	2.9
M4	× 0.7	**TC127246**	13	63	21	4.5	3.4	6	3	3.3
M4.5	× 0.75	**TC127266**	14	70	25	6	4.9	8	3	3.7
M5	× 0.8	**TC127286**	15	70	25	6	4.9	8	3	4.2
M6	× 1	**TC127316**	17	80	30	6	4.9	8	3	5
M7	× 1	**TC127346**	17	80	30	7	5.5	8	3	6
M8	× 1.25	**TC127366**	20	90	35	8	6.2	9	3	6.8
M9	× 1.25	**TC127396**	20	90	35	9	7	10	3	7.8
M10	× 1.5	**TC127426**	22	100	39	10	8	11	3	8.5
M11	× 1.5	**TC127466**	22	100	39	11	9	12	3	9.5
M12	× 1.75	**TC127506**	24	110	44	12	9	12	3	10.2

▶ * DIN profile not ISO

◎ : Excellent ○ : Good

ISO	P											M			K					
Material Description	Non-alloy steel					Low alloy steel				High alloyed steel, and tool steel		Stainless steel			Grey cast iron		Nodular cast iron		Malleable cast iron	
VDI 3323	1	2	3	4	5	6	7	8	9	10	11	12	13	14	15	16	17	18	19	20
HRc		13	25	28	32	10	29	32	38	15	35	15	23	10	10	26	3	25		21
HB	125	190	250	270	300	180	275	300	350	200	325	200	240	180	180	260	160	250	130	230
Recommended	○	◎	◎	◎	○	◎	◎	○				○	○				◎	◎		

ISO	N										S							H			
Material Description	Aluminum-wrought alloy		Aluminum-cast, alloyed			Copper and Copper Alloys (Bronze / Brass)			Non Metallic Materials		Heat Resistant Super Alloys					Titanium Alloys		Hardened steel		Chilled Cast Iron	Hardened Cast Iron
VDI 3323	21	22	23	24	25	26	27	28	29	30	31	32	33	34	35	36	37	38	39	40	41
HRc											15	30	25	38	34			55	60	42	55
HB	60	100	75	90	130	110	90	100			200	280	250	350	320	400Rm	1050Rm	550	630	400	550
Recommended	○		○	○	◎	○		◎													

CARBIDE
HSS
THREAD MILLS
SYNCHRO TAPS
COMBO TAPS
YG TAP GENERAL
YG TAP STEEL
YG TAP HARDENED
YG TAP INOX
YG TAP CAST IRON
YG TAP ALU
YG TAP Ti Ni
YG TAP FORMING
NUT TAPS
STI TAPS
PIPE TAPS
TECHNICAL DATA

YG TAP GENERAL

TD127 SERIES

M ISO metric coarse threads DIN 13

Metrisches ISO-Gewinde DIN 13
ISO MÉTRIQUE DIN13
ISO Metrico passo grosso DIN 13

▶ Suitable for through hole in more cutting speed than other taps due to thick web.

▶ Geeignet für Durchgangslöcher in höherer Schnittgeschwindigkeit als bei anderen Gewindebohrern dank größerer Kerndicke.

DIN 371

Hole type
3.0×D

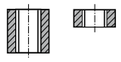

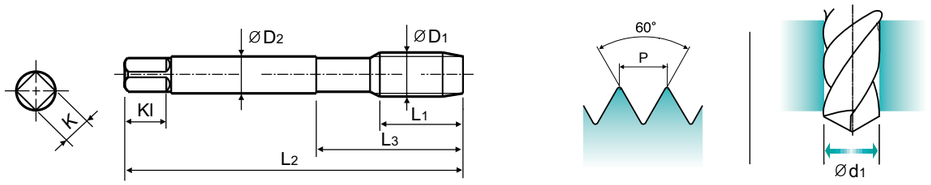

Material groups **GS** | HSS-E | DIN 371 | 6H | 60° | B | TiN

Machine taps
Maschinengewindebohrer

Recommended Cutting Page : P.161

Unit : mm

SIZE	Pitch	EDP No.	Thread Length	Overall Length	Neck Length	Shank Diameter	Square Size	Square Length	No. of Flute	Tapping Drill Diameter
ØD1	P	TiN	L1	L2	L3	ØD2	K	Kl	Z	Ød1
M2	× 0.4	**TD127136**	8	45	13	2.8	2.1	5	3	1.6
M2.2	× 0.45	**TD127156**	8	45	13	2.8	2.1	5	3	1.75
*M2.3	× 0.4	**TD127196**	8	45	13	2.8	2.1	5	3	1.9
M2.5	× 0.45	**TD127176**	9	50	15	2.8	2.1	5	3	2.05
*M2.6	× 0.45	**TD127496**	9	50	15	2.8	2.1	5	3	2.1
M3	× 0.5	**TD127206**	11	56	18	3.5	2.7	6	3	2.5
M3.5	× 0.6	**TD127226**	12	56	20	4	3	6	3	2.9
M4	× 0.7	**TD127246**	13	63	21	4.5	3.4	6	3	3.3
M4.5	× 0.75	**TD127266**	14	70	25	6	4.9	8	3	3.7
M5	× 0.8	**TD127286**	15	70	25	6	4.9	8	3	4.2
M6	× 1	**TD127316**	17	80	30	6	4.9	8	3	5
M7	× 1	**TD127346**	17	80	30	7	5.5	8	3	6
M8	× 1.25	**TD127366**	20	90	35	8	6.2	9	3	6.8
M9	× 1.25	**TD127396**	20	90	35	9	7	10	3	7.8
M10	× 1.5	**TD127426**	22	100	39	10	8	11	3	8.5
M11	× 1.5	**TD127466**	22	100	39	11	9	12	3	9.5
M12	× 1.75	**TD127506**	24	110	44	12	9	12	3	10.2

▶ *DIN profile not ISO

◎ : Excellent ○ : Good

ISO	P											M			K					
Material Description	Non-alloy steel					Low alloy steel				High alloyed steel, and tool steel		Stainless steel			Grey cast iron		Nodular cast iron		Malleable cast iron	
VDI 3323	1	2	3	4	5	6	7	8	9	10	11	12	13	14	15	16	17	18	19	20
HRc		13	25	28	32	10	29	32	38	15	35	15	23	10	10	26	3	25		21
HB	125	190	250	270	300	180	275	300	350	200	325	200	240	180	180	260	160	250	130	230
Recommended	○	◎	◎	◎	○	◎	◎	○				○	○				◎	◎		

ISO	N										S							H			
Material Description	Aluminum-wrought alloy		Aluminum-cast, alloyed			Copper and Copper Alloys (Bronze / Brass)			Non Metallic Materials		Heat Resistant Super Alloys					Titanium Alloys		Hardened steel		Chilled Cast Iron	Hardened Cast Iron
VDI 3323	21	22	23	24	25	26	27	28	29	30	31	32	33	34	35	36	37	38	39	40	41
HRc											15	30	25	38	34			55	60	42	55
HB	60	100	75	90	130	110	90	100			200	280	250	350	320	400Rm	1050Rm	550	630	400	550
Recommended	○		○	○	◎	○		◎													

YG TAP GENERAL

TC122 SERIES

M ISO metric coarse threads DIN 13

Metrisches ISO-Gewinde DIN 13
ISO MÉTRIQUE DIN13
ISO Metrico passo grosso DIN 13

▶ Suitable for through hole in more cutting speed than other taps due to thick web.

▶ Geeignet für Durchgangslöcher in höherer Schnittgeschwindigkeit als bei anderen Gewindebohrern dank größerer Kerndicke.

DIN 352

Hole type
3.0×D

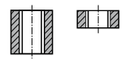

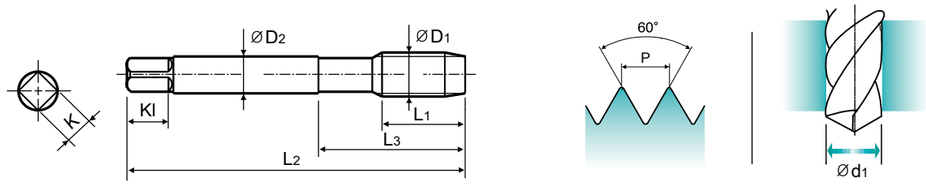

Material groups **GS** | HSS-E | DIN 352 | 6H | 60° | B | Bright

Short machine taps
Maschinengewindebohrer kurz

Recommended Cutting Page : P.161

Unit : mm

SIZE	Pitch	EDP No.	Thread Length	Overall Length	Neck Length	Shank Diameter	Square Size	Square Length	No. of Flute	Tapping Drill Diameter
ØD1	P	Bright	L1	L2	L3	ØD2	K	Kl	Z	Ød1
M2	× 0.4	**TC122136**	8	36	13	2.8	2.1	5	3	1.6
M2.5	× 0.45	**TC122176**	9	40	15	2.8	2.1	5	3	2.05
M3	× 0.5	**TC122206**	11	40	18	3.5	2.7	6	3	2.5
M4	× 0.7	**TC122246**	13	45	21	4.5	3.4	6	3	3.3
M5	× 0.8	**TC122286**	16	52	26	6	4.9	8	3	4.2
M6	× 1	**TC122316**	18	56	27	6	4.9	8	3	5
M8	× 1.25	**TC122366**	20	63	34	6	4.9	8	3	6.8
M10	× 1.5	**TC122426**	22	70	38	7	5.5	8	3	8.5
M12	× 1.75	**TC122506**	24	80	45	9	7	10	3	10.2
M14	× 2	**TC122546**	26	80	45	11	9	12	3	12
M16	× 2	**TC122606**	27	80	45	12	9	12	3	14

◎ : Excellent ○ : Good

ISO	P											M			K					
Material Description	Non-alloy steel					Low alloy steel				High alloyed steel, and tool steel		Stainless steel			Grey cast iron		Nodular cast iron		Malleable cast iron	
VDI 3323	1	2	3	4	5	6	7	8	9	10	11	12	13	14	15	16	17	18	19	20
HRc		13	25	28	32	10	29	32	38	15	35	15	23	10	10	26	3	25		21
HB	125	190	250	270	300	180	275	300	350	200	325	200	240	180	180	260	160	250	130	230
Recommended	○	◎	◎	◎	○	◎	◎	○				○	○				◎	◎		

ISO	N										S							H			
Material Description	Aluminum-wrought alloy		Aluminum-cast, alloyed			Copper and Copper Alloys (Bronze / Brass)			Non Metallic Materials		Heat Resistant Super Alloys					Titanium Alloys		Hardened steel		Chilled Cast Iron	Hardened Cast Iron
VDI 3323	21	22	23	24	25	26	27	28	29	30	31	32	33	34	35	36	37	38	39	40	41
HRc											15	30	25	38	34			55	60	42	55
HB	60	100	75	90	130	110	90	100			200	280	250	350	320	400Rm	1050Rm	550	630	400	550
Recommended	○		○	○	◎	○		◎													

YG TAP GENERAL

TC222 SERIES

MF ISO metric fine threads DIN 13

Metrisches ISO-Feingewinde DIN 13
ISO MÉTRIQUE PAS FINS DIN13
ISO Metrico passo fine DIN 13

▶ Suitable for through hole in more cutting speed than other taps due to thick web.

▶ Geeignet für Durchgangslöcher in höherer Schnittgeschwindigkeit als bei anderen Gewindebohrern dank größerer Kerndicke.

DIN 374

Hole type
3.0×D

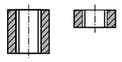

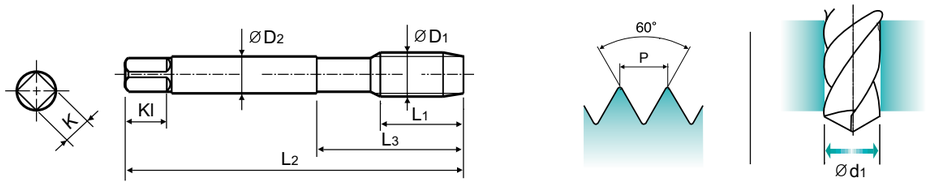

Material groups **GS** | HSS-E | DIN 374 | 6H | 60° | B | Bright

Machine taps
Maschinengewindebohrer

Recommended Cutting Page : P.161

Unit : mm

SIZE	Pitch	EDP No.	Thread Length	Overall Length	Neck Length	Shank Diameter	Square Size	Square Length	No. of Flute	Tapping Drill Diameter
ØD1	P	Bright	L1	L2	L3	ØD2	K	Kl	Z	Ød1
M4	× 0.5	**TC222256**	10	63	21	2.8	2.1	5	3	3.5
M5	× 0.5	**TC222296**	11	70	25	3.5	2.7	6	3	4.5
M6	× 0.75	**TC222326**	13	80	30	4.5	3.4	6	3	5.2
M6	× 0.5	**TC222336**	13	80	30	4.5	3.4	6	3	5.5
M7	× 0.75	**TC222356**	14	80	30	5.5	4.3	7	3	6.2
M8	× 1	**TC222376**	17	90	36	6	4.9	8	3	7
M8	× 0.75	**TC222386**	14	80	30	6	4.9	8	3	7.2
M8	× 0.5	**TC222936**	14	80	30	6	4.9	8	3	7.5
M10	× 1.25	**TC222436**	22	100	40	7	5.5	8	3	8.8
M10	× 1	**TC222446**	18	90	36	7	5.5	8	3	9
M10	× 0.75	**TC222456**	18	90	36	7	5.5	8	3	9.2
M12	× 1.5	**TC222516**	22	100	40	9	7	10	3	10.5
M12	× 1.25	**TC222526**	22	100	40	9	7	10	3	10.8
M12	× 1	**TC222536**	18	100	40	9	7	10	3	11
M14	× 1.5	**TC222556**	22	100	40	11	9	12	3	12.5
M14	× 1.25	**TC222566**	22	100	40	11	9	12	3	12.8
M14	× 1	**TC222576**	18	100	40	11	9	12	3	13

▶ NEXT PAGE

◎ : Excellent ○ : Good

ISO	P											M			K					
Material Description	Non-alloy steel					Low alloy steel				High alloyed steel, and tool steel		Stainless steel			Grey cast iron		Nodular cast iron		Malleable cast iron	
VDI 3323	1	2	3	4	5	6	7	8	9	10	11	12	13	14	15	16	17	18	19	20
HRc		13	25	28	32	10	29	32	38	15	35	15	23	10	10	26	3	25		21
HB	125	190	250	270	300	180	275	300	350	200	325	200	240	180	180	260	160	250	130	230
Recommended	○	◎	◎	◎	○	◎	◎	○				○	○				◎	◎		

ISO	N										S							H			
Material Description	Aluminum-wrought alloy		Aluminum-cast, alloyed			Copper and Copper Alloys (Bronze / Brass)			Non Metallic Materials		Heat Resistant Super Alloys					Titanium Alloys		Hardened steel		Chilled Cast Iron	Hardened Cast Iron
VDI 3323	21	22	23	24	25	26	27	28	29	30	31	32	33	34	35	36	37	38	39	40	41
HRc											15	30	25	38	34			55	60	42	55
HB	60	100	75	90	130	110	90	100			200	280	250	350	320	400Rm	1050Rm	550	630	400	550
Recommended	○		○	○	◎	○		◎													

YG TAP GENERAL
TC222 SERIES
MF ISO metric fine threads DIN 13
Metrisches ISO-Feingewinde DIN 13
ISO MÉTRIQUE PAS FINS DIN13
ISO Metrico passo fine DIN 13
▶ Suitable for through hole in more cutting speed than other taps due to thick web.
▶ Geeignet für Durchgangslöcher in höherer Schnittgeschwindigkeit als bei anderen Gewindebohrern dank größerer Kerndicke.
DIN 374
Hole type
3.0×D
Machine taps
Maschinengewindebohrer
Recommended Cutting Page : P.161
Unit : mm

SIZE	Pitch	EDP No.	Thread Length	Overall Length	Neck Length	Shank Diameter	Square Size	Square Length	No. of Flute	Tapping Drill Diameter
ØD1	P	Bright	L1	L2	L3	ØD2	K	Kl	Z	Ød1
M16	× 1.5	**TC222616**	22	100	40	12	9	12	3	14.5
M16	× 1	**TC222626**	18	100	40	12	9	12	3	15
M18	× 1.5	**TC222676**	25	110	44	14	11	14	4	16.5
M18	× 1	**TC222686**	20	110	44	14	11	14	4	17
M20	× 1.5	**TC222726**	25	125	50	16	12	15	4	18.5
M20	× 1	**TC222736**	20	125	50	16	12	15	4	19
M22	× 1.5	**TC222766**	25	125	50	18	14.5	17	4	20.5
M22	× 1	**TC222776**	20	125	50	18	14.5	17	4	21
M24	× 2	**TC222796**	27	140	54	18	14.5	17	4	22
M24	× 1.5	**TC222806**	27	140	54	18	14.5	17	4	22.5
M26	× 1.5	**TC222856**	28	140	54	18	14.5	17	4	24.5
M27	× 2	**TC222876**	28	140	54	20	16	19	4	25
M27	× 1.5	**TC222886**	28	140	54	20	16	19	4	25.5
M28	× 1.5	**TC222916**	28	140	54	20	16	19	4	26.5
M30	× 2	**TC222966**	30	150	57	22	18	21	4	28
M30	× 1.5	**TC222976**	30	150	57	22	18	21	4	28.5

◎ : Excellent ○ : Good

ISO	P											M			K					
Material Description	Non-alloy steel					Low alloy steel				High alloyed steel, and tool steel		Stainless steel			Grey cast iron		Nodular cast iron		Malleable cast iron	
VDI 3323	1	2	3	4	5	6	7	8	9	10	11	12	13	14	15	16	17	18	19	20
HRc		13	25	28	32	10	29	32	38	15	35	15	23	10	10	26	3	25		21
HB	125	190	250	270	300	180	275	300	350	200	325	200	240	180	180	260	160	250	130	230
Recommended	○	◎	◎	◎	○	◎	◎	○				○	○				◎	◎		

ISO	N										S							H			
Material Description	Aluminum-wrought alloy		Aluminum-cast, alloyed			Copper and Copper Alloys (Bronze / Brass)			Non Metallic Materials		Heat Resistant Super Alloys					Titanium Alloys		Hardened steel		Chilled Cast Iron	Hardened Cast Iron
VDI 3323	21	22	23	24	25	26	27	28	29	30	31	32	33	34	35	36	37	38	39	40	41
HRc											15	30	25	38	34			55	60	42	55
HB	60	100	75	90	130	110	90	100			200	280	250	350	320	400Rm	1050Rm	550	630	400	550
Recommended	○		○	○	◎	○		◎													

YG TAP GENERAL

TD222 SERIES

MF ISO metric fine threads DIN 13

Metrisches ISO-Feingewinde DIN 13
ISO MÉTRIQUE PAS FINS DIN13
ISO Metrico passo fine DIN 13

▶ Suitable for through hole in more cutting speed than other taps due to thick web.

▶ Geeignet für Durchgangslöcher in höherer Schnittgeschwindigkeit als bei anderen Gewindebohrern dank größerer Kerndicke.

DIN 374

Hole type 3.0×D

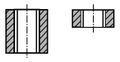

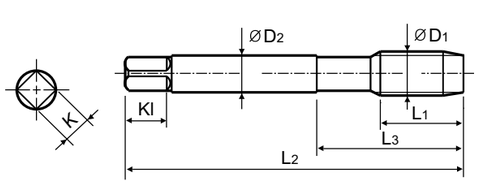

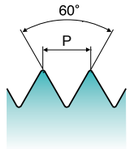

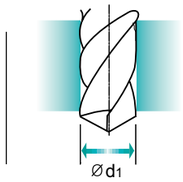

Material groups **GS** | HSS-E | DIN 374 | 6H | 60° | B | TiN

Machine taps
Maschinengewindebohrer

Recommended Cutting Page : P.161

Unit : mm

SIZE	Pitch	EDP No.	Thread Length	Overall Length	Neck Length	Shank Diameter	Square Size	Square Length	No. of Flute	Tapping Drill Diameter
ØD1	P	TiN	L1	L2	L3	ØD2	K	Kl	Z	Ød1
M4	× 0.5	**TD222256**	10	63	21	2.8	2.1	5	3	3.5
M5	× 0.5	**TD222296**	11	70	25	3.5	2.7	6	3	4.5
M6	× 0.75	**TD222326**	13	80	30	4.5	3.4	6	3	5.2
M6	× 0.5	**TD222336**	13	80	30	4.5	3.4	6	3	5.5
M7	× 0.75	**TD222356**	14	80	30	5.5	4.3	7	3	6.2
M8	× 1	**TD222376**	17	90	36	6	4.9	8	3	7
M8	× 0.75	**TD222386**	14	80	30	6	4.9	8	3	7.2
M8	× 0.5	**TD222936**	14	80	30	6	4.9	8	3	7.5
M10	× 1.25	**TD222436**	22	100	40	7	5.5	8	3	8.8
M10	× 1	**TD222446**	18	90	36	7	5.5	8	3	9
M10	× 0.75	**TD222456**	18	90	36	7	5.5	8	3	9.2
M12	× 1.5	**TD222516**	22	100	40	9	7	10	3	10.5
M12	× 1.25	**TD222526**	22	100	40	9	7	10	3	10.8
M12	× 1	**TD222536**	18	100	40	9	7	10	3	11
M14	× 1.5	**TD222556**	22	100	40	11	9	12	3	12.5
M14	× 1.25	**TD222566**	22	100	40	11	9	12	3	12.8
M14	× 1	**TD222576**	18	100	40	11	9	12	3	13
M16	× 1.5	**TD222616**	22	100	40	12	9	12	3	14.5

▶ NEXT PAGE

◎ : Excellent ○ : Good

ISO	P											M			K					
Material Description	Non-alloy steel					Low alloy steel				High alloyed steel, and tool steel		Stainless steel			Grey cast iron		Nodular cast iron		Malleable cast iron	
VDI 3323	1	2	3	4	5	6	7	8	9	10	11	12	13	14	15	16	17	18	19	20
HRc		13	25	28	32	10	29	32	38	15	35	15	23	10	10	26	3	25		21
HB	125	190	250	270	300	180	275	300	350	200	325	200	240	180	180	260	160	250	130	230
Recommended	○	◎	◎	◎	○	◎	◎	○				○	○				◎	◎		

ISO	N										S							H		
Material Description	Aluminum-wrought alloy		Aluminum-cast, alloyed			Copper and Copper Alloys (Bronze / Brass)			Non Metallic Materials		Heat Resistant Super Alloys					Titanium Alloys		Hardened steel	Chilled Cast Iron	Hardened Cast Iron
VDI 3323	21	22	23	24	25	26	27	28	29	30	31	32	33	34	35	36	37	38	39	40	41
HRc											15	30	25	38	34			55	60	42	55
HB	60	100	75	90	130	110	90	100			200	280	250	350	320	400Rm	1050Rm	550	630	400	550
Recommended	○		○	○	◎	○		◎													

YG TAP GENERAL
TD222 SERIES
MF ISO metric fine threads DIN 13
Metrisches ISO-Feingewinde DIN 13
ISO MÉTRIQUE PAS FINS DIN13
ISO Metrico passo fine DIN 13
▶ Suitable for through hole in more cutting speed than other taps due to thick web.
▶ Geeignet für Durchgangslöcher in höherer Schnittgeschwindigkeit als bei anderen Gewindebohrern dank größerer Kerndicke.
DIN 374
Hole type 3.0×D
Material groups GS | HSS-E | DIN 374 | 6H | 60° | B | TiN
Machine taps
Maschinengewindebohrer
Recommended Cutting Page : P.161
Unit : mm

SIZE	Pitch	EDP No.	Thread Length	Overall Length	Neck Length	Shank Diameter	Square Size	Square Length	No. of Flute	Tapping Drill Diameter
ØD1	P	TiN	L1	L2	L3	ØD2	K	Kl	Z	Ød1
M16	× 1	**TD222626**	18	100	40	12	9	12	3	15
M18	× 1.5	**TD222676**	25	110	44	14	11	14	4	16.5
M18	× 1	**TD222686**	20	110	44	14	11	14	4	17
M20	× 1.5	**TD222726**	25	125	50	16	12	15	4	18.5
M20	× 1	**TD222736**	20	125	50	16	12	15	4	19
M22	× 1.5	**TD222766**	25	125	50	18	14.5	17	4	20.5
M22	× 1	**TD222776**	20	125	50	18	14.5	17	4	21
M24	× 2	**TD222796**	27	140	54	18	14.5	17	4	22
M24	× 1.5	**TD222806**	27	140	54	18	14.5	17	4	22.5
M26	× 1.5	**TD222856**	28	140	54	18	14.5	17	4	24.5
M27	× 2	**TD222876**	28	140	54	20	16	19	4	25
M27	× 1.5	**TD222886**	28	140	54	20	16	19	4	25.5
M28	× 1.5	**TD222916**	28	140	54	20	16	19	4	26.5
M30	× 2	**TD222966**	30	150	57	22	18	21	4	28
M30	× 1.5	**TD222976**	30	150	57	22	18	21	4	28.5

◎ : Excellent ○ : Good

ISO	P											M			K					
Material Description	Non-alloy steel					Low alloy steel				High alloyed steel, and tool steel		Stainless steel			Grey cast iron		Nodular cast iron		Malleable cast iron	
VDI 3323	1	2	3	4	5	6	7	8	9	10	11	12	13	14	15	16	17	18	19	20
HRc		13	25	28	32	10	29	32	38	15	35	15	23	10	10	26	3	25		21
HB	125	190	250	270	300	180	275	300	350	200	325	200	240	180	180	260	160	250	130	230
Recommended	○	◎	◎	◎	○	◎	◎	○				○	○				◎	◎		

ISO	N										S							H		
Material Description	Aluminum-wrought alloy		Aluminum-cast, alloyed			Copper and Copper Alloys (Bronze / Brass)			Non Metallic Materials		Heat Resistant Super Alloys					Titanium Alloys		Hardened steel	Chilled Cast Iron	Hardened Cast Iron
VDI 3323	21	22	23	24	25	26	27	28	29	30	31	32	33	34	35	36	37	38	39	40	41
HRc											15	30	25	38	34			55	60	42	55
HB	60	100	75	90	130	110	90	100			200	280	250	350	320	400Rm	1050Rm	550	630	400	550
Recommended	○		○	○	◎	○		◎													

YG TAP GENERAL

TC214 SERIES

UNC Unified coarse threads

Unified Grobgewinde
UNC
Unificato passo grosso

▶ Suitable for through hole in more cutting speed than other taps due to thick web.

▶ Geeignet für Durchgangslöcher in höherer Schnittgeschwindigkeit als bei anderen Gewindebohrern dank größerer Kerndicke.

DIN 371

DIN 376

Hole type
3.0×D

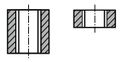

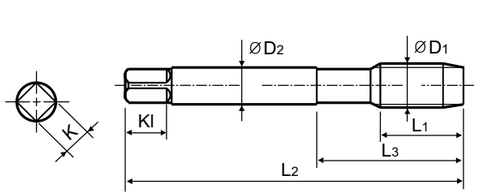

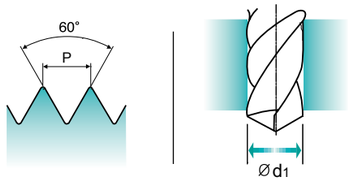

Material groups GS | HSS-E | DIN 371/376 | 2B | 60° | B | Bright

Machine taps
Maschinengewindebohrer

Recommended Cutting Page : P.161

Unit : mm

SIZE ØD1	TPI	EDP No. Bright	Thread Length L1	Overall Length L2	Neck Length L3	Shank Diameter ØD2	Square Size K	Square Length Kl	No. of Flute Z	Tapping Drill Diameter Ød1
#4	40UNC	**TC214162**	11	56	18	3.5	2.7	6	3	2.3
#5	40UNC	**TC214202**	11	56	18	3.5	2.7	6	3	2.6
#6	32UNC	**TC214242**	12	56	20	4	3	6	3	2.85
#8	32UNC	**TC214282**	13	63	21	4.5	3.4	6	3	3.5
#10	24UNC	**TC214322**	15	70	25	6	4.9	8	3	3.9
#12	24UNC	**TC214362**	16	80	30	6	4.9	8	3	4.5
1/4	20UNC	**TC214402**	17	80	30	7	5.5	8	3	5.2
5/16	18UNC	**TC214442**	20	90	35	8	6.2	9	3	6.6
3/8	16UNC	**TC214482**	22	100	39	9	7	10	3	8
7/16	14UNC	**TC214522**	22	100	40	8	6.2	9	3	9.4
1/2	13UNC	**TC214562**	25	110	44	9	7	10	3	10.75
9/16	12UNC	**TC214602**	26	110	44	11	9	12	3	12.25
5/8	11UNC	**TC214642**	27	110	44	12	9	12	3	13.5
3/4	10UNC	**TC214702**	30	125	50	14	11	14	4	16.5
7/8	9UNC	**TC214742**	32	140	54	18	14.5	17	4	19.5
1	8UNC	**TC214782**	36	160	60	20	16	19	4	22.25
1-1/8	7UNC	**TC214822**	40	180	70	22	18	21	4	25

▶DIN 371(#4~3/8) and DIN 376(7/16~1-1/8)

◎ : Excellent ○ : Good

ISO	P											M			K					
Material Description	Non-alloy steel					Low alloy steel				High alloyed steel, and tool steel		Stainless steel			Grey cast iron		Nodular cast iron		Malleable cast iron	
VDI 3323	1	2	3	4	5	6	7	8	9	10	11	12	13	14	15	16	17	18	19	20
HRc		13	25	28	32	10	29	32	38	15	35	15	23	10	10	26	3	25		21
HB	125	190	250	270	300	180	275	300	350	200	325	200	240	180	180	260	160	250	130	230
Recommended	○	◎	◎	◎	○	◎	◎	○				○	○				◎	◎		

ISO	N										S							H		
Material Description	Aluminum-wrought alloy		Aluminum-cast, alloyed			Copper and Copper Alloys (Bronze / Brass)			Non Metallic Materials		Heat Resistant Super Alloys					Titanium Alloys		Hardened steel	Chilled Cast Iron	Hardened Cast Iron
VDI 3323	21	22	23	24	25	26	27	28	29	30	31	32	33	34	35	36	37	38	39	40	41
HRc											15	30	25	38	34			55	60	42	55
HB	60	100	75	90	130	110	90	100			200	280	250	350	320	400Rm	1050Rm	550	630	400	550
Recommended	○		○	○	◎	○		◎													

YG TAP GENERAL

TC234 SERIES

UNF Unified fine threads

Unified Feingewinde
UNF
Unificato passo fine

▶ Suitable for through hole in more cutting speed than other taps due to thick web.

▶ Geeignet für Durchgangslöcher in höherer Schnittgeschwindigkeit als bei anderen Gewindebohrern dank größerer Kerndicke.

DIN 371

DIN 374

Hole type
3.0×D

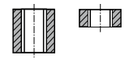

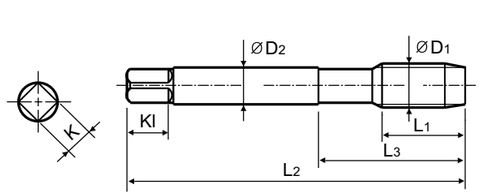

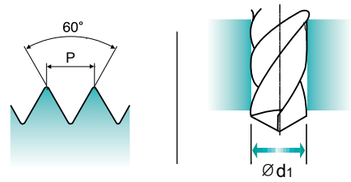

Material groups GS | HSS-E | DIN 371/374 | 2B | 60° | B | Bright

Machine taps
Maschinengewindebohrer

Recommended Cutting Page : P.161

Unit : mm

SIZE ØD1	TPI	EDP No. Bright	Thread Length L1	Overall Length L2	Neck Length L3	Shank Diameter ØD2	Square Size K	Square Length Kl	No. of Flute Z	Tapping Drill Diameter Ød1
#4	48UNF	**TC234182**	11	56	18	3.5	2.7	6	3	2.4
#5	44UNF	**TC234222**	11	56	18	3.5	2.7	6	3	2.7
#6	40UNF	**TC234262**	12	56	20	4	3	6	3	3
#8	36UNF	**TC234302**	13	63	21	4.5	3.4	6	3	3.5
#10	32UNF	**TC234342**	15	70	25	6	4.9	8	3	4.1
#12	28UNF	**TC234382**	16	80	30	6	4.9	8	3	4.7
1/4	28UNF	**TC234422**	17	80	30	7	5.5	8	3	5.5
5/16	24UNF	**TC234462**	17	90	35	8	6.2	9	3	6.9
3/8	24UNF	**TC234502**	18	100	39	9	7	10	3	8.5
7/16	20UNF	**TC234542**	22	100	40	8	6.2	9	3	9.9
1/2	20UNF	**TC234582**	22	100	40	9	7	10	3	11.5
9/16	18UNF	**TC234622**	22	100	40	11	9	12	3	12.9
5/8	18UNF	**TC234662**	22	100	40	12	9	12	3	14.5
3/4	16UNF	**TC234722**	25	110	44	14	11	14	4	17.5
7/8	14UNF	**TC234762**	26	125	50	18	14.5	17	4	20.5
1	12UNF	**TC234802**	28	140	54	18	14.5	17	4	23.25
1-1/8	12UNF	**TC234842**	30	150	60	22	18	21	4	26.5

▶DIN 371(#4~3/8) and DIN 374(7/16~1-1/8)

◎ : Excellent ○ : Good

ISO	P											M			K					
Material Description	Non-alloy steel					Low alloy steel				High alloyed steel, and tool steel		Stainless steel			Grey cast iron		Nodular cast iron		Malleable cast iron	
VDI 3323	1	2	3	4	5	6	7	8	9	10	11	12	13	14	15	16	17	18	19	20
HRc		13	25	28	32	10	29	32	38	15	35	15	23	10	10	26	3	25		21
HB	125	190	250	270	300	180	275	300	350	200	325	200	240	180	180	260	160	250	130	230
Recommended	○	◎	◎	◎	○	◎	◎	○				○	○				◎	◎		

ISO	N										S							H		
Material Description	Aluminum-wrought alloy		Aluminum-cast, alloyed			Copper and Copper Alloys (Bronze / Brass)			Non Metallic Materials		Heat Resistant Super Alloys					Titanium Alloys		Hardened steel	Chilled Cast Iron	Hardened Cast Iron
VDI 3323	21	22	23	24	25	26	27	28	29	30	31	32	33	34	35	36	37	38	39	40	41
HRc											15	30	25	38	34			55	60	42	55
HB	60	100	75	90	130	110	90	100			200	280	250	350	320	400Rm	1050Rm	550	630	400	550
Recommended	○		○	○	◎	○		◎													

CARBIDE
HSS
THREAD MILLS
SYNCHRO TAPS
COMBO TAPS
YG TAP GENERAL
YG TAP STEEL
YG TAP HARDENED
YG TAP INOX
YG TAP CAST IRON
YG TAP ALU
YG TAP Ti Ni
YG TAP FORMING
NUT TAPS
STI TAPS
PIPE TAPS
TECHNICAL DATA

YG TAP GENERAL

TC224 SERIES

BSW Whitworth threads

Whitworth Gewinde
BSW
Filettatura Whitworth

▶ Suitable for through hole in more cutting speed than other taps due to thick web.

▶ Geeignet für Durchgangslöcher in höherer Schnittgeschwindigkeit als bei anderen Gewindebohrern dank größerer Kerndicke.

DIN 2182

DIN 2183

Hole type 3.0×D

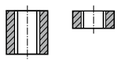

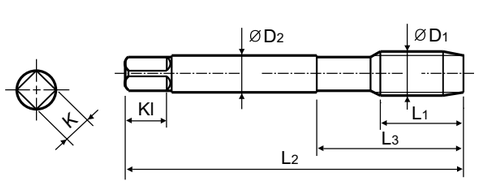

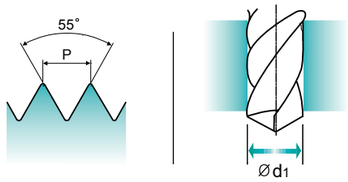

Material groups GS | HSS-E | DIN 2182/2183 | 55° | B | Bright

Machine taps
Maschinengewindebohrer

Recommended Cutting Page : P.161

Unit : mm

SIZE ØD1	TPI	EDP No. Bright	Thread Length L1	Overall Length L2	Neck Length L3	Shank Diameter ØD2	Square Size K	Square Length Kl	No. of Flute Z	Tapping Drill Diameter Ød1
W1/8	- 40	**TC224200**	11	56	18	3.5	2.7	6	3	2.5
W5/32	- 32	**TC224280**	13	63	21	4.5	3.4	6	3	3.1
W3/16	- 24	**TC224320**	15	70	25	6	4.9	8	3	3.6
W7/32	- 24	**TC224360**	16	80	30	6	4.9	8	3	4.4
W1/4	- 20	**TC224400**	17	80	30	7	5.5	8	3	5.1
W5/16	- 18	**TC224440**	20	90	35	8	6.2	9	3	6.5
W3/8	- 16	**TC224480**	22	100	39	9	7	10	3	7.9
W7/16	- 14	**TC224520**	22	100	40	8	6.2	9	3	9.3
W1/2	- 12	**TC224560**	25	110	44	9	7	10	3	10.5
W9/16	- 12	**TC224600**	26	110	44	11	9	12	3	12
W5/8	- 11	**TC224640**	27	110	44	12	9	12	3	13.5
W3/4	- 10	**TC224700**	30	125	50	14	11	14	4	16.5
W7/8	- 9	**TC224740**	32	140	54	18	14.5	17	4	19.25
W1	- 8	**TC224780**	36	160	60	20	16	19	4	22
W1-1/8	- 7	**TC224820**	40	180	65	22	18	21	4	24.75

▶DIN 2182(W1/8~W3/8) and DIN 2183(W7/16~W1-1/8)

◎ : Excellent ○ : Good

ISO	P											M			K					
Material Description	Non-alloy steel					Low alloy steel				High alloyed steel, and tool steel		Stainless steel			Grey cast iron		Nodular cast iron		Malleable cast iron	
VDI 3323	1	2	3	4	5	6	7	8	9	10	11	12	13	14	15	16	17	18	19	20
HRc		13	25	28	32	10	29	32	38	15	35	15	23	10	10	26	3	25		21
HB	125	190	250	270	300	180	275	300	350	200	325	200	240	180	180	260	160	250	130	230
Recommended	○	◎	◎	◎	○	◎	◎	○				○	○				◎	◎		

ISO	N										S							H			
Material Description	Aluminum-wrought alloy		Aluminum-cast, alloyed			Copper and Copper Alloys (Bronze / Brass)			Non Metallic Materials		Heat Resistant Super Alloys					Titanium Alloys		Hardened steel		Chilled Cast Iron	Hardened Cast Iron
VDI 3323	21	22	23	24	25	26	27	28	29	30	31	32	33	34	35	36	37	38	39	40	41
HRc											15	30	25	38	34			55	60	42	55
HB	60	100	75	90	130	110	90	100			200	280	250	350	320	400Rm	1050Rm	550	630	400	550
Recommended	○		○	○	◎	○		◎													

YG TAP GENERAL

TC227 SERIES

M ISO metric coarse threads DIN 13

Metrisches ISO-Gewinde DIN 13
ISO MÉTRIQUE DIN13
ISO Metrico passo grosso DIN 13

▶ Suitable for through hole in more cutting speed than other taps due to thick web.

▶ Geeignet für Durchgangslöcher in höherer Schnittgeschwindigkeit als bei anderen Gewindebohrern dank größerer Kerndicke.

DIN 376

Hole type 3.0×D

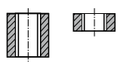

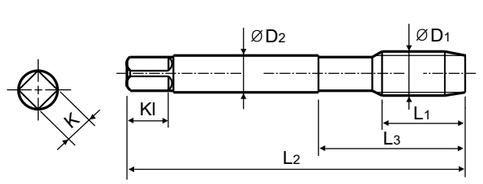

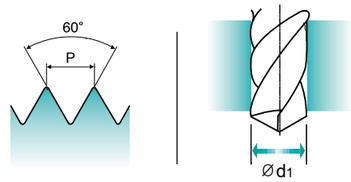

Material groups GS | HSS-E | DIN 376 | 6H | 60° | B | Bright

Machine taps
Maschinengewindebohrer

Recommended Cutting Page : P.161

Unit : mm

SIZE ØD1	Pitch P	EDP No. Bright	Thread Length L1	Overall Length L2	Neck Length L3	Shank Diameter ØD2	Square Size K	Square Length Kl	No. of Flute Z	Tapping Drill Diameter Ød1
M3	× 0.5	**TC227206**	11	56	18	2.2	1.8	5	3	2.5
M3.5	× 0.6	**TC227226**	12	56	20	2.5	2.1	5	3	2.9
M4	× 0.7	**TC227246**	13	63	21	2.8	2.1	5	3	3.3
M4.5	× 0.75	**TC227266**	14	70	25	3.5	2.7	6	3	3.7
M5	× 0.8	**TC227286**	15	70	25	3.5	2.7	6	3	4.2
M6	× 1	**TC227316**	17	80	30	4.5	3.4	6	3	5
M7	× 1	**TC227346**	17	80	30	5.5	4.3	7	3	6
M8	× 1.25	**TC227366**	20	90	36	6	4.9	8	3	6.8
M9	× 1.25	**TC227396**	20	90	36	7	5.5	8	3	7.8
M10	× 1.5	**TC227426**	22	100	40	7	5.5	8	3	8.5
M11	× 1.5	**TC227466**	22	100	40	8	6.2	9	3	9.5
M12	× 1.75	**TC227506**	24	110	44	9	7	10	3	10.2
M14	× 2	**TC227546**	26	110	44	11	9	12	3	12
M16	× 2	**TC227606**	27	110	44	12	9	12	3	14
M18	× 2.5	**TC227656**	30	125	50	14	11	14	4	15.5
M20	× 2.5	**TC227706**	32	140	54	16	12	15	4	17.5
M22	× 2.5	**TC227746**	32	140	54	18	14.5	17	4	19.5
M24	× 3	**TC227786**	34	160	60	18	14.5	17	4	21
M27	× 3	**TC227866**	36	160	60	20	16	19	4	24
M30	× 3.5	**TC227946**	40	180	70	22	18	21	4	26.5

◎ : Excellent ○ : Good

ISO	P											M			K					
Material Description	Non-alloy steel					Low alloy steel				High alloyed steel, and tool steel		Stainless steel			Grey cast iron		Nodular cast iron		Malleable cast iron	
VDI 3323	1	2	3	4	5	6	7	8	9	10	11	12	13	14	15	16	17	18	19	20
HRc		13	25	28	32	10	29	32	38	15	35	15	23	10	10	26	3	25		21
HB	125	190	250	270	300	180	275	300	350	200	325	200	240	180	180	260	160	250	130	230
Recommended	○	◎	◎	◎	○	◎	◎	○				○	○				◎	◎		

ISO	N										S							H			
Material Description	Aluminum-wrought alloy		Aluminum-cast, alloyed			Copper and Copper Alloys (Bronze / Brass)			Non Metallic Materials		Heat Resistant Super Alloys					Titanium Alloys		Hardened steel		Chilled Cast Iron	Hardened Cast Iron
VDI 3323	21	22	23	24	25	26	27	28	29	30	31	32	33	34	35	36	37	38	39	40	41
HRc											15	30	25	38	34			55	60	42	55
HB	60	100	75	90	130	110	90	100			200	280	250	350	320	400Rm	1050Rm	550	630	400	550
Recommended	○		○	○	◎	○		◎													

CARBIDE
HSS
THREAD MILLS
SYNCHRO TAPS
COMBO TAPS
YG TAP GENERAL
YG TAP STEEL
YG TAP HARDENED
YG TAP INOX
YG TAP CAST IRON
YG TAP ALU
YG TAP Ti Ni
YG TAP FORMING
NUT TAPS
STI TAPS
PIPE TAPS
TECHNICAL DATA

YG TAP GENERAL

TD227 SERIES

M ISO metric coarse threads DIN 13

Metrisches ISO-Gewinde DIN 13
ISO MÉTRIQUE DIN13
ISO Metrico passo grosso DIN 13

▶ Suitable for through hole in more cutting speed than other taps due to thick web.

▶ Geeignet für Durchgangslöcher in höherer Schnittgeschwindigkeit als bei anderen Gewindebohrern dank größerer Kerndicke.

DIN 376

Hole type
3.0×D

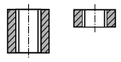

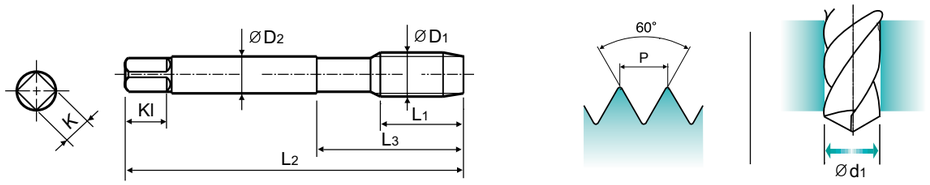

Material groups **GS** | HSS-E | DIN 376 | 6H | 60° | B | TiN

Machine taps
Maschinengewindebohrer

Recommended Cutting Page : P.161

Unit : mm

SIZE	Pitch	EDP No.	Thread Length	Overall Length	Neck Length	Shank Diameter	Square Size	Square Length	No. of Flute	Tapping Drill Diameter
ØD1	P	TiN	L1	L2	L3	ØD2	K	Kl	Z	Ød1
M3	× 0.5	**TD227206**	11	56	18	2.2	1.8	5	3	2.5
M3.5	× 0.6	**TD227226**	12	56	20	2.5	2.1	5	3	2.9
M4	× 0.7	**TD227246**	13	63	21	2.8	2.1	5	3	3.3
M4.5	× 0.75	**TD227266**	14	70	25	3.5	2.7	6	3	3.7
M5	× 0.8	**TD227286**	15	70	25	3.5	2.7	6	3	4.2
M6	× 1	**TD227316**	17	80	30	4.5	3.4	6	3	5
M7	× 1	**TD227346**	17	80	30	5.5	4.3	7	3	6
M8	× 1.25	**TD227366**	20	90	36	6	4.9	8	3	6.8
M9	× 1.25	**TD227396**	20	90	36	7	5.5	8	3	7.8
M10	× 1.5	**TD227426**	22	100	40	7	5.5	8	3	8.5
M11	× 1.5	**TD227466**	22	100	40	8	6.2	9	3	9.5
M12	× 1.75	**TD227506**	24	110	44	9	7	10	3	10.2
M14	× 2	**TD227546**	26	110	44	11	9	12	3	12
M16	× 2	**TD227606**	27	110	44	12	9	12	3	14
M18	× 2.5	**TD227656**	30	125	50	14	11	14	4	15.5
M20	× 2.5	**TD227706**	32	140	54	16	12	15	4	17.5
M22	× 2.5	**TD227746**	32	140	54	18	14.5	17	4	19.5
M24	× 3	**TD227786**	34	160	60	18	14.5	17	4	21
M27	× 3	**TD227866**	36	160	60	20	16	19	4	24
M30	× 3.5	**TD227946**	40	180	70	22	18	21	4	26.5

◎ : Excellent ○ : Good

ISO	P											M			K					
Material Description	Non-alloy steel					Low alloy steel				High alloyed steel, and tool steel		Stainless steel			Grey cast iron		Nodular cast iron		Malleable cast iron	
VDI 3323	1	2	3	4	5	6	7	8	9	10	11	12	13	14	15	16	17	18	19	20
HRc		13	25	28	32	10	29	32	38	15	35	15	23	10	10	26	3	25		21
HB	125	190	250	270	300	180	275	300	350	200	325	200	240	180	180	260	160	250	130	230
Recommended	○	◎	◎	◎	○	◎	◎	○				○	○				◎	◎		

ISO	N										S							H			
Material Description	Aluminum-wrought alloy		Aluminum-cast, alloyed			Copper and Copper Alloys (Bronze / Brass)			Non Metallic Materials		Heat Resistant Super Alloys					Titanium Alloys		Hardened steel		Chilled Cast Iron	Hardened Cast Iron
VDI 3323	21	22	23	24	25	26	27	28	29	30	31	32	33	34	35	36	37	38	39	40	41
HRc											15	30	25	38	34			55	60	42	55
HB	60	100	75	90	130	110	90	100			200	280	250	350	320	400Rm	1050Rm	550	630	400	550
Recommended	○		○	○	◎	○		◎													

YG TAP GENERAL

TC211 SERIES

M ISO metric coarse threads DIN 13

Metrisches ISO-Gewinde DIN 13
ISO MÉTRIQUE DIN13
ISO Metrico passo grosso DIN 13

▶ Left spiral flute and right hand thread tap to push chips ahead in powerful than spiral point taps.

▶ Rechtsschneidender Gewindebohrer mit Linksdrall um kraftvoller nach vorne zu entspanen als mit Gewindebohrern mit Rechtsdrall.

DIN 371

DIN 376

Hole type
3.0×D

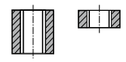

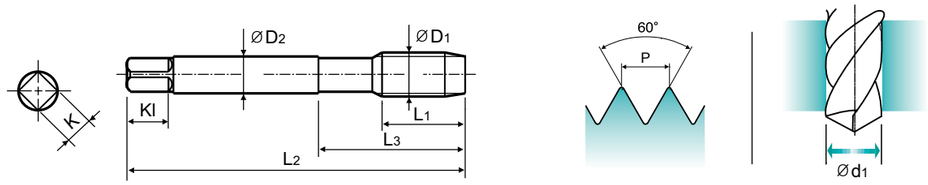

Material groups **GS** | HSS-E | DIN 371/376 | 6H | 60° | C | Bright | L20

Machine taps
Maschinengewindebohrer

Recommended Cutting Page : P.161

Unit : mm

SIZE	Pitch	EDP No.	Thread Length	Overall Length	Neck Length	Shank Diameter	Square Size	Square Length	No. of Flute	Tapping Drill Diameter
ØD1	P	Bright	L1	L2	L3	ØD2	K	Kl	Z	Ød1
M2	× 0.4	**TC211136**	8	45	13	2.8	2.1	5	3	1.6
M2.2	× 0.45	**TC211156**	8	45	13	2.8	2.1	5	3	1.75
*M2.3	× 0.4	**TC211196**	8	45	13	2.8	2.1	5	3	1.9
M2.5	× 0.45	**TC211176**	9	50	15	2.8	2.1	5	3	2.05
*M2.6	× 0.45	**TC211496**	9	50	15	2.8	2.1	5	3	2.1
M3	× 0.5	**TC211206**	11	56	18	3.5	2.7	6	3	2.5
M3.5	× 0.6	**TC211226**	12	56	20	4	3	6	3	2.9
M4	× 0.7	**TC211246**	13	63	21	4.5	3.4	6	3	3.3
M4.5	× 0.75	**TC211266**	14	70	25	6	4.9	8	3	3.7
M5	× 0.8	**TC211286**	15	70	25	6	4.9	8	3	4.2
M6	× 1	**TC211316**	17	80	30	6	4.9	8	3	5
M7	× 1	**TC211346**	17	80	30	7	5.5	8	3	6
M8	× 1.25	**TC211366**	20	90	35	8	6.2	9	3	6.8
M9	× 1.25	**TC211396**	20	90	35	9	7	10	3	7.8
M10	× 1.5	**TC211426**	22	100	39	10	8	11	3	8.5
M11	× 1.5	**TC211466**	22	100	40	8	6.2	9	3	9.5
M12	× 1.75	**TC211506**	24	110	44	9	7	10	3	10.2
M14	× 2	**TC211546**	26	110	44	11	9	12	3	12
M16	× 2	**TC211606**	27	110	44	12	9	12	3	14
M18	× 2.5	**TC211656**	30	125	50	14	11	14	4	15.5
M20	× 2.5	**TC211706**	32	140	54	16	12	15	4	17.5
M22	× 2.5	**TC211746**	32	140	54	18	14.5	17	4	19.5
M24	× 3	**TC211786**	34	160	60	18	14.5	17	4	21
M27	× 3	**TC211866**	36	160	60	20	16	19	4	24
M30	× 3.5	**TC211946**	40	180	70	22	18	21	4	26.5

▶DIN 371(M2~M10) and DIN 376(M11~M30)
▶* DIN profile not ISO

◎ : Excellent ○ : Good

ISO	P											M			K					
Material Description	Non-alloy steel					Low alloy steel				High alloyed steel, and tool steel		Stainless steel			Grey cast iron		Nodular cast iron		Malleable cast iron	
VDI 3323	1	2	3	4	5	6	7	8	9	10	11	12	13	14	15	16	17	18	19	20
HRc		13	25	28	32	10	29	32	38	15	35	15	23	10	10	26	3	25		21
HB	125	190	250	270	300	180	275	300	350	200	325	200	240	180	180	260	160	250	130	230
Recommended	○	◎	◎	◎	○	◎	◎	○				○	○				◎	◎		

ISO	N										S							H			
Material Description	Aluminum-wrought alloy		Aluminum-cast, alloyed			Copper and Copper Alloys (Bronze / Brass)			Non Metallic Materials		Heat Resistant Super Alloys					Titanium Alloys		Hardened steel		Chilled Cast Iron	Hardened Cast Iron
VDI 3323	21	22	23	24	25	26	27	28	29	30	31	32	33	34	35	36	37	38	39	40	41
HRc											15	30	25	38	34			55	60	42	55
HB	60	100	75	90	130	110	90	100			200	280	250	350	320	400Rm	1050Rm	550	630	400	550
Recommended	○		○	○	◎	○		◎													

YG TAP GENERAL

TC463 SERIES

M ISO metric coarse threads DIN 13

Metrisches ISO-Gewinde DIN 13
ISO MÉTRIQUE DIN13
ISO Metrico passo grosso DIN 13

▶ Suitable for tapping shallow holes and the blind holes having enough chip space at the bottom of holes.

▶ Geeignet zum Schneiden von kurzem Durchgangsgewinde und in Sacklöchern mit ausreichendem Raum für Späne am Bohrungsgrund.

DIN 371

DIN 376

Hole type
2.0×D

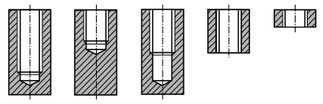

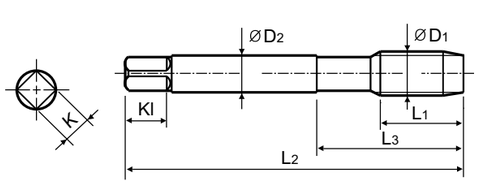

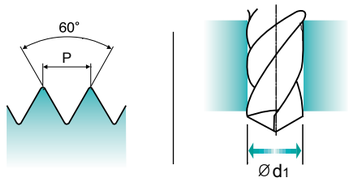

Material groups **GS** | HSS-E | DIN 371/376 | 6H | 60° | C | Bright

Machine taps
Maschinengewindebohrer

Recommended Cutting Page : P.161

Unit : mm

SIZE	Pitch	EDP No.	Thread Length	Overall Length	Neck Length	Shank Diameter	Square Size	Square Length	No. of Flute	Tapping Drill Diameter
ØD1	P	Bright	L1	L2	L3	ØD2	K	Kl	Z	Ød1
M2	× 0.4	**TC463136**	8	45	13	2.8	2.1	5	3	1.6
M2.2	× 0.45	**TC463156**	8	45	13	2.8	2.1	5	3	1.75
*M2.3	× 0.4	**TC463196**	8	45	13	2.8	2.1	5	3	1.9
M2.5	× 0.45	**TC463176**	9	50	15	2.8	2.1	5	3	2.05
*M2.6	× 0.45	**TC463496**	9	50	15	2.8	2.1	5	3	2.1
M3	× 0.5	**TC463206**	11	56	18	3.5	2.7	6	3	2.5
M3.5	× 0.6	**TC463226**	12	56	20	4	3	6	3	2.9
M4	× 0.7	**TC463246**	13	63	21	4.5	3.4	6	3	3.3
M4.5	× 0.75	**TC463266**	14	70	25	6	4.9	8	3	3.7
M5	× 0.8	**TC463286**	15	70	25	6	4.9	8	3	4.2
M6	× 1	**TC463316**	17	80	30	6	4.9	8	3	5
M7	× 1	**TC463346**	17	80	30	7	5.5	8	3	6
M8	× 1.25	**TC463366**	20	90	35	8	6.2	9	3	6.8
M9	× 1.25	**TC463396**	20	90	35	9	7	10	3	7.8
M10	× 1.5	**TC463426**	22	100	39	10	8	11	3	8.5
M11	× 1.5	**TC463466**	22	100	40	8	6.2	9	3	9.5
M12	× 1.75	**TC463506**	24	110	44	9	7	10	3	10.2
M14	× 2	**TC463546**	26	110	44	11	9	12	3	12
M16	× 2	**TC463606**	27	110	44	12	9	12	3	14
M18	× 2.5	**TC463656**	30	125	50	14	11	14	4	15.5
M20	× 2.5	**TC463706**	32	140	54	16	12	15	4	17.5
M22	× 2.5	**TC463746**	32	140	54	18	14.5	17	4	19.5
M24	× 3	**TC463786**	34	160	60	18	14.5	17	4	21
M27	× 3	**TC463866**	36	160	60	20	16	19	4	24
M30	× 3.5	**TC463946**	40	180	70	22	18	21	4	26.5

▶DIN 371(M2~M10) and DIN 376(M11~M30)
▶ * DIN profile not ISO

◎ : Excellent ○ : Good

ISO	P											M			K					
Material Description	Non-alloy steel					Low alloy steel				High alloyed steel, and tool steel		Stainless steel			Grey cast iron		Nodular cast iron		Malleable cast iron	
VDI 3323	1	2	3	4	5	6	7	8	9	10	11	12	13	14	15	16	17	18	19	20
HRc		13	25	28	32	10	29	32	38	15	35	15	23	10	10	26	3	25		21
HB	125	190	250	270	300	180	275	300	350	200	325	200	240	180	180	260	160	250	130	230
Recommended	○	○	○	○	○	○	○	○				○	○		○	○	○	○		

ISO	N										S							H			
Material Description	Aluminum-wrought alloy		Aluminum-cast, alloyed			Copper and Copper Alloys (Bronze / Brass)			Non Metallic Materials		Heat Resistant Super Alloys					Titanium Alloys		Hardened steel		Chilled Cast Iron	Hardened Cast Iron
VDI 3323	21	22	23	24	25	26	27	28	29	30	31	32	33	34	35	36	37	38	39	40	41
HRc											15	30	25	38	34			55	60	42	55
HB	60	100	75	90	130	110	90	100			200	280	250	350	320	400Rm	1050Rm	550	630	400	550
Recommended					○	○	○														

YG TAP GENERAL

TC473 SERIES

MF ISO metric fine threads DIN 13

Metrisches ISO-Feingewinde DIN 13
ISO MÉTRIQUE PAS FINS DIN13
ISO Metrico passo fine DIN 13

▶ Suitable for tapping shallow holes.

▶ Geeignet zum Gewindeschneiden flacher Sacklöcher.

DIN 374

Hole type
2.0×D

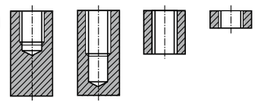

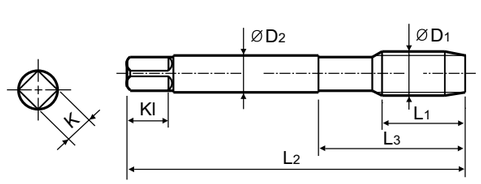

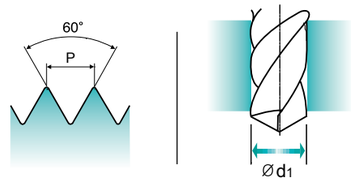

Material groups **GS** | HSS-E | DIN 374 | 6H | 60° | C | Bright

Machine taps
Maschinengewindebohrer

Recommended Cutting Page : P.161

Unit : mm

SIZE	Pitch	EDP No.	Thread Length	Overall Length	Neck Length	Shank Diameter	Square Size	Square Length	No. of Flute	Tapping Drill Diameter
ØD1	P	Bright	L1	L2	L3	ØD2	K	Kl	Z	Ød1
M4	× 0.5	**TC473256**	10	63	21	2.8	2.1	5	3	3.5
M5	× 0.5	**TC473296**	11	70	25	3.5	2.7	6	3	4.5
M6	× 0.75	**TC473326**	13	80	30	4.5	3.4	6	3	5.2
M6	× 0.5	**TC473336**	13	80	30	4.5	3.4	6	3	5.5
M7	× 0.75	**TC473356**	14	80	30	5.5	4.3	7	3	6.2
M8	× 1	**TC473376**	17	90	36	6	4.9	8	3	7
M8	× 0.75	**TC473386**	14	80	30	6	4.9	8	3	7.2
M8	× 0.5	**TC473936**	14	80	30	6	4.9	8	3	7.5
M10	× 1.25	**TC473436**	22	100	40	7	5.5	8	3	8.8
M10	× 1	**TC473446**	18	90	36	7	5.5	8	3	9
M10	× 0.75	**TC473456**	18	90	36	7	5.5	8	3	9.2
M12	× 1.5	**TC473516**	22	100	40	9	7	10	3	10.5
M12	× 1.25	**TC473526**	22	100	40	9	7	10	3	10.8
M12	× 1	**TC473536**	18	100	40	9	7	10	3	11
M14	× 1.5	**TC473556**	22	100	40	11	9	12	3	12.5
M14	× 1.25	**TC473566**	22	100	40	11	9	12	3	12.8
M14	× 1	**TC473576**	18	100	40	11	9	12	3	13
M16	× 1.5	**TC473616**	22	100	40	12	9	12	3	14.5
M18	× 1.5	**TC473676**	25	110	44	14	11	14	4	16.5
M20	× 1.5	**TC473726**	25	125	50	16	12	15	4	18.5
M22	× 1.5	**TC473766**	25	125	50	18	14.5	17	4	20.5
M24	× 1.5	**TC473806**	27	140	54	18	14.5	17	4	22.5

◎ : Excellent ○ : Good

ISO	P											M			K					
Material Description	Non-alloy steel					Low alloy steel				High alloyed steel, and tool steel		Stainless steel			Grey cast iron		Nodular cast iron		Malleable cast iron	
VDI 3323	1	2	3	4	5	6	7	8	9	10	11	12	13	14	15	16	17	18	19	20
HRc		13	25	28	32	10	29	32	38	15	35	15	23	10	10	26	3	25		21
HB	125	190	250	270	300	180	275	300	350	200	325	200	240	180	180	260	160	250	130	230
Recommended	○	○	○	○	○	○	○	○				○	○		○	○	○	○		

ISO	N										S							H			
Material Description	Aluminum-wrought alloy		Aluminum-cast, alloyed			Copper and Copper Alloys (Bronze / Brass)			Non Metallic Materials		Heat Resistant Super Alloys					Titanium Alloys		Hardened steel		Chilled Cast Iron	Hardened Cast Iron
VDI 3323	21	22	23	24	25	26	27	28	29	30	31	32	33	34	35	36	37	38	39	40	41
HRc											15	30	25	38	34			55	60	42	55
HB	60	100	75	90	130	110	90	100			200	280	250	350	320	400Rm	1050Rm	550	630	400	550
Recommended					○	○	○														

CARBIDE
HSS
THREAD MILLS
SYNCHRO TAPS
COMBO TAPS
YG TAP GENERAL
YG TAP STEEL
YG TAP HARDENED
YG TAP INOX
YG TAP CAST IRON
YG TAP ALU
YG TAP Ti Ni
YG TAP FORMING
NUT TAPS
STI TAPS
PIPE TAPS
TECHNICAL DATA

YG TAP GENERAL

TC424 SERIES

UNC Unified coarse threads

Unified Grobgewinde
UNC
Unificato passo grosso

▶ Suitable for tapping shallow holes.

▶ Geeignet zum Gewindeschneiden flacher Sacklöcher.

DIN 371

DIN 376

Hole type
2.0×D

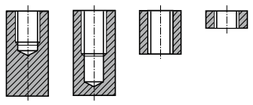

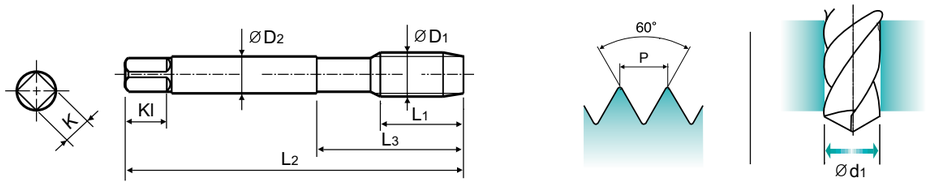

Material groups GS | HSS-E | DIN 371/376 | 2B | 60° | C | Bright

Machine taps
Maschinengewindebohrer

Recommended Cutting Page : P.161

Unit : mm

SIZE	TPI	EDP No.	Thread Length	Overall Length	Neck Length	Shank Diameter	Square Size	Square Length	No. of Flute	Tapping Drill Diameter
ØD1		Bright	L1	L2	L3	ØD2	K	Kl	Z	Ød1
#4 -	40UNC	TC424162	11	56	18	3.5	2.7	6	3	2.3
#5 -	40UNC	TC424202	11	56	18	3.5	2.7	6	3	2.6
#6 -	32UNC	TC424242	12	56	20	4	3	6	3	2.85
#8 -	32UNC	TC424282	13	63	21	4.5	3.4	6	3	3.5
#10 -	24UNC	TC424322	15	70	25	6	4.9	8	3	3.9
#12 -	24UNC	TC424362	16	80	30	6	4.9	8	3	4.5
1/4 -	20UNC	TC424402	17	80	30	7	5.5	8	3	5.2
5/16 -	18UNC	TC424442	20	90	35	8	6.2	9	3	6.6
3/8 -	16UNC	TC424482	22	100	39	9	7	10	3	8
7/16 -	14UNC	TC424522	22	100	40	8	6.2	9	3	9.4
1/2 -	13UNC	TC424562	25	110	44	9	7	10	3	10.75
9/16 -	12UNC	TC424602	26	110	44	11	9	12	3	12.25
5/8 -	11UNC	TC424642	27	110	44	12	9	12	3	13.5
3/4 -	10UNC	TC424702	30	125	50	14	11	14	4	16.5
7/8 -	9UNC	TC424742	32	140	54	18	14.5	17	4	19.5
1 -	8UNC	TC424782	36	160	60	20	16	19	4	22.25
1-1/8 -	7UNC	TC424822	40	180	70	22	18	21	4	25

▶DIN 371(#4~3/8) and DIN 376(7/16~1- 1/8)

◎ : Excellent ○ : Good

ISO	P											M			K					
Material Description	Non-alloy steel					Low alloy steel				High alloyed steel, and tool steel		Stainless steel			Grey cast iron		Nodular cast iron		Malleable cast iron	
VDI 3323	1	2	3	4	5	6	7	8	9	10	11	12	13	14	15	16	17	18	19	20
HRc		13	25	28	32	10	29	32	38	15	35	15	23	10	10	26	3	25		21
HB	125	190	250	270	300	180	275	300	350	200	325	200	240	180	180	260	160	250	130	230
Recommended	○	○	○	○	○	○	○	○				○	○		○	○	○	○		

ISO	N										S							H			
Material Description	Aluminum-wrought alloy		Aluminum-cast, alloyed			Copper and Copper Alloys (Bronze / Brass)			Non Metallic Materials		Heat Resistant Super Alloys					Titanium Alloys		Hardened steel		Chilled Cast Iron	Hardened Cast Iron
VDI 3323	21	22	23	24	25	26	27	28	29	30	31	32	33	34	35	36	37	38	39	40	41
HRc											15	30	25	38	34			55	60	42	55
HB	60	100	75	90	130	110	90	100			200	280	250	350	320	400Rm	1050Rm	550	630	400	550
Recommended					○	○	○														

YG TAP GENERAL

T7109 SERIES

M ISO metric coarse threads DIN 13

Metrisches ISO-Gewinde DIN 13
ISO MÉTRIQUE DIN13
ISO Metrico passo grosso DIN 13

▶ This tap is a serial hand tap in set, First, Second and Bottoming.
▶ Bottoming tap of set has final internal thread dimensions only.

▶ Dies ist ein Handgewindebohrer im Satz mit Vor-, Mittel- und Fertigschneider.
▶ Nur der Fertigschneider kann das gewünschte Gewinde schneiden

First

Second

Bottoming

Hole type
2.0×D

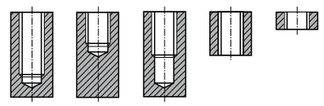

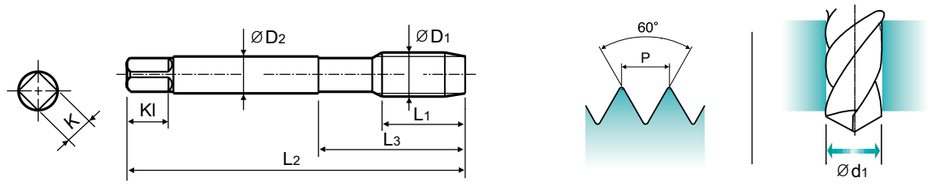

Material groups GS | HSS | DIN 352 | 6H | 60° | I/II/III | Bright

Sets of taps
Gewindebohrer -Satz

Unit : mm

SIZE	Pitch	EDP No.	Thread Length	Overall Length	Neck Length	Shank Diameter	Square Size	Square Length	No. of Flute	Tapping Drill Diameter
ØD1	P	Bright	L1	L2	L3	ØD2	K	Kl	Z	Ød1
M2	× 0.4	T7109139	8	36	13	2.8	2.1	5	3	1.6
M2.2	× 0.45	T7109159	9	36	13	2.8	2.1	5	3	1.75
*M2.3	× 0.4	T7109199	9	36	13	2.8	2.1	5	3	1.9
M2.5	× 0.45	T7109179	9	40	15	2.8	2.1	5	3	2.05
*M2.6	× 0.45	T7109499	9	40	15	2.8	2.1	5	3	2.1
M3	× 0.5	T7109209	11	40	18	3.5	2.7	6	3	2.5
M3.5	× 0.6	T7109229	13	45	21	4	3	6	3	2.9
M4	× 0.7	T7109249	13	45	21	4.5	3.4	6	3	3.3
M4.5	× 0.75	T7109269	16	50	25	6	4.9	8	3	3.7
M5	× 0.8	T7109289	16	52	26	6	4.9	8	3	4.2
M5.5	× 0.9	T7109N69	18	56	27	6	4.9	8	3	4.6
M6	× 1	T7109319	18	56	27	6	4.9	8	3	5
M7	× 1	T7109349	18	56	28.5	6	4.9	8	3	6
M8	× 1.25	T7109369	20	63	34	6	4.9	8	3	6.8
M9	× 1.25	T7109399	20	63	34	7	5.5	8	4	7.8
M10	× 1.5	T7109429	22	70	38	7	5.5	8	4	8.5
M11	× 1.5	T7109469	22	70	38	8	6.2	9	4	9.5
M12	× 1.75	T7109509	24	80	45	9	7	10	4	10.2
M14	× 2	T7109549	26	80	45	11	9	12	4	12
M16	× 2	T7109609	27	80	45	12	9	12	4	14
M18	× 2.5	T7109659	30	95	58	14	11	14	4	15.5
M20	× 2.5	T7109709	32	95	58	16	12	15	4	17.5

▶*DIN profile not ISO

▶ NEXT PAGE

◎ : Excellent ○ : Good

ISO	P											M			K					
Material Description	Non-alloy steel					Low alloy steel				High alloyed steel, and tool steel		Stainless steel			Grey cast iron		Nodular cast iron		Malleable cast iron	
VDI 3323	1	2	3	4	5	6	7	8	9	10	11	12	13	14	15	16	17	18	19	20
HRc		13	25	28	32	10	29	32	38	15	35	15	23	10	10	26	3	25		21
HB	125	190	250	270	300	180	275	300	350	200	325	200	240	180	180	260	160	250	130	230
Recommended	○	○	○	○		○	○										○	○		

ISO	N										S							H			
Material Description	Aluminum-wrought alloy		Aluminum-cast, alloyed			Copper and Copper Alloys (Bronze / Brass)			Non Metallic Materials		Heat Resistant Super Alloys					Titanium Alloys		Hardened steel		Chilled Cast Iron	Hardened Cast Iron
VDI 3323	21	22	23	24	25	26	27	28	29	30	31	32	33	34	35	36	37	38	39	40	41
HRc											15	30	25	38	34			55	60	42	55
HB	60	100	75	90	130	110	90	100			200	280	250	350	320	400Rm	1050Rm	550	630	400	550
Recommended					○	○	○														

YG TAP GENERAL

T7109 SERIES

M

ISO metric coarse threads DIN 13

Metrisches ISO-Gewinde DIN 13
ISO MÉTRIQUE DIN13
ISO Metrico passo grosso DIN 13

▶ This tap is a serial hand tap in set, First, Second and Bottoming.
▶ Bottoming tap of set has final internal thread dimensions only.

▶ Dies ist ein Handgewindebohrer im Satz mit Vor-, Mittel- und Fertigschneider.
▶ Nur der Fertigschneider kann das gewünschte Gewinde schneiden.

First
Second
Bottoming

Hole type
2.0×D

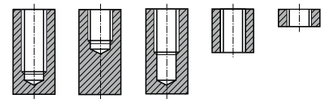

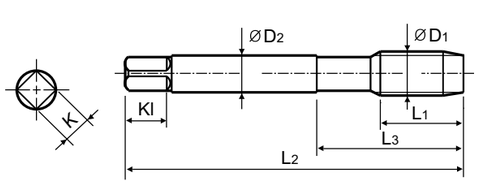

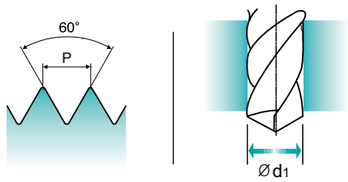

Material groups **GS** | HSS | DIN 352 | 6H | 60° | I/II/III | Bright

Sets of taps
Gewindebohrer-Satz

Unit : mm

SIZE	Pitch	EDP No.	Thread Length	Overall Length	Neck Length	Shank Diameter	Square Size	Square Length	No. of Flute	Tapping Drill Diameter
ØD1	P	Bright	L1	L2	L3	ØD2	K	Kl	Z	Ød1
M22	× 2.5	**T7109749**	32	100	62	18	14.5	17	4	19.5
M24	× 3	**T7109789**	34	110	69	18	14.5	17	4	21
M27	× 3	**T7109869**	36	110	69	20	16	19	4	24
M30	× 3.5	**T7109949**	40	125	77	22	18	21	4	26.5
M33	× 3.5	**T7109A49**	40	125	77	25	20	23	4	29.5
M36	× 4	**T7109B39**	50	150	88	28	22	25	4	32
M39	× 4	**T7109C09**	50	150	88	32	24	27	4	35
M42	× 4.5	**T7109C89**	56	150	88	32	24	27	4	37.5
M45	× 4.5	**T7109D59**	58	160	93	36	29	32	4	40.5
M48	× 5	**T7109E29**	65	180	102	36	29	32	4	43
M52	× 5	**T7109F39**	65	180	102	40	32	35	4	47

▶*DIN profile not ISO

◎ : Excellent ○ : Good

ISO	P											M			K					
Material Description	Non-alloy steel					Low alloy steel				High alloyed steel, and tool steel		Stainless steel			Grey cast iron		Nodular cast iron		Malleable cast iron	
VDI 3323	1	2	3	4	5	6	7	8	9	10	11	12	13	14	15	16	17	18	19	20
HRc		13	25	28	32	10	29	32	38	15	35	15	23	10	10	26	3	25		21
HB	125	190	250	270	300	180	275	300	350	200	325	200	240	180	180	260	160	250	130	230
Recommended	○	○	○	○		○	○										○	○		

ISO	N										S							H			
Material Description	Aluminum-wrought alloy		Aluminum-cast, alloyed			Copper and Copper Alloys (Bronze / Brass)			Non Metallic Materials		Heat Resistant Super Alloys					Titanium Alloys		Hardened steel		Chilled Cast Iron	Hardened Cast Iron
VDI 3323	21	22	23	24	25	26	27	28	29	30	31	32	33	34	35	36	37	38	39	40	41
HRc											15	30	25	38	34			55	60	42	55
HB	60	100	75	90	130	110	90	100			200	280	250	350	320	400Rm	1050Rm	550	630	400	550
Recommended					○	○	○														

YG TAP GENERAL

T7309 SERIES

MF

ISO metric fine threads DIN 13

Metrisches ISO-Gewinde DIN 13
ISO MÉTRIQUE PAS FINS DIN13
ISO Metrico passo fine DIN 13

▶ This tap is a serial hand tap in set, First and Bottoming.
▶ Bottoming tap of set has final internal thread dimensions only.

▶ Handgewindebohrersatz mit Vor- und Fertigschneider.
▶ Nur der Fertigschneider kann das gewünschte Gewinde schneiden.

First
Bottoming

Hole type
2.0×D

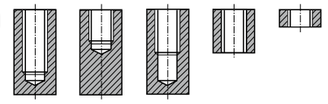

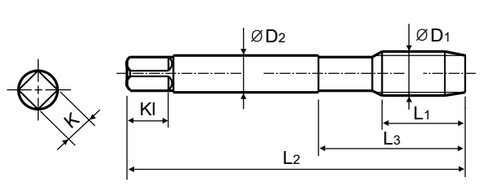

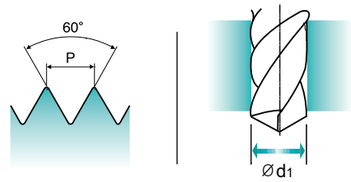

Material groups **GS** | HSS | DIN 2181 | 6H | 60° | I/III | Bright

Sets of taps
Gewindebohrer-Satz

Unit : mm

SIZE	Pitch	EDP No.	Thread Length	Overall Length	Neck Length	Shank Diameter	Square Size	Square Length	No. of Flute	Tapping Drill Diameter
ØD1	P	Bright	L1	L2	L3	ØD2	K	Kl	Z	Ød1
M3	× 0.35	**T7309219**	9	40	18	3.5	2.7	6	3	2.65
M4	× 0.5	**T7309259**	10	45	18	4.5	3.4	6	3	3.5
M5	× 0.5	**T7309299**	13	52	22	6	4.9	8	3	4.5
M6	× 0.75	**T7309329**	14	56	24	6	4.9	8	3	5.2
M6	× 0.5	**T7309339**	13	56	24	6	4.9	8	3	5.5
M7	× 0.75	**T7309359**	14	56	27	6	4.9	8	3	6.2
M8	× 1	**T7309379**	17	63	27	6	4.9	8	3	7
M8	× 0.75	**T7309389**	14	63	27	6	4.9	8	3	7.2
M8	× 0.5	**T7309939**	14	63	27	6	4.9	8	3	7.5
M9	× 1	**T7309409**	17	63	27	7	5.5	8	4	8
M10	× 1.25	**T7309439**	22	70	32	7	5.5	8	4	8.8
M10	× 1	**T7309449**	18	63	27	7	5.5	8	4	9
M10	× 0.75	**T7309459**	18	63	27	7	5.5	8	4	9.2
M11	× 1	**T7309479**	18	63	27	8	6.2	9	4	10
M12	× 1.5	**T7309519**	20	70	32	9	7	10	4	10.5
M12	× 1.25	**T7309529**	20	70	32	9	7	10	4	10.8
M12	× 1	**T7309539**	18	70	32	9	7	10	4	11
M13	× 1.5	**T7309N19**	20	70	32	11	9	12	4	11.5
M13	× 1	**T7309N29**	18	70	32	11	9	12	4	12
M14	× 1.5	**T7309559**	20	70	32	11	9	12	4	12.5
M14	× 1.25	**T7309569**	20	70	32	11	9	12	4	12.8
M14	× 1	**T7309579**	18	70	32	11	9	12	4	13
M15	× 1.5	**T7309589**	20	70	32	12	9	12	4	13.5
M15	× 1	**T7309599**	18	70	32	12	9	12	4	14
M16	× 1.5	**T7309619**	20	70	32	12	9	12	4	14.5

▶ NEXT PAGE

◎ : Excellent ○ : Good

ISO	P											M			K					
Material Description	Non-alloy steel					Low alloy steel				High alloyed steel, and tool steel		Stainless steel			Grey cast iron		Nodular cast iron		Malleable cast iron	
VDI 3323	1	2	3	4	5	6	7	8	9	10	11	12	13	14	15	16	17	18	19	20
HRc		13	25	28	32	10	29	32	38	15	35	15	23	10	10	26	3	25		21
HB	125	190	250	270	300	180	275	300	350	200	325	200	240	180	180	260	160	250	130	230
Recommended	○	○	○	○		○	○										○	○		

ISO	N										S							H			
Material Description	Aluminum-wrought alloy		Aluminum-cast, alloyed			Copper and Copper Alloys (Bronze / Brass)			Non Metallic Materials		Heat Resistant Super Alloys					Titanium Alloys		Hardened steel		Chilled Cast Iron	Hardened Cast Iron
VDI 3323	21	22	23	24	25	26	27	28	29	30	31	32	33	34	35	36	37	38	39	40	41
HRc											15	30	25	38	34			55	60	42	55
HB	60	100	75	90	130	110	90	100			200	280	250	350	320	400Rm	1050Rm	550	630	400	550
Recommended					○	○	○														

CARBIDE
HSS
THREAD MILLS
SYNCHRO TAPS
COMBO TAPS
YG TAP GENERAL
YG TAP STEEL
YG TAP HARDENED
YG TAP INOX
YG TAP CAST IRON
YG TAP ALU
YG TAP Ti Ni
YG TAP FORMING
NUT TAPS
STI TAPS
PIPE TAPS
TECHNICAL DATA

YG TAP GENERAL

T7309 SERIES

MF ISO metric fine threads DIN 13

- Metrisches ISO-Feingewinde DIN 13
- ISO MÉTRIQUE PAS FINS DIN13
- ISO Metrico passo fine DIN 13

▶ This tap is a serial hand tap in set, First and Bottoming.
▶ Bottoming tap of set has final internal thread dimensions only.

▶ Handgewindebohrersatz mit Vor- und Fertigschneider.
▶ Nur der Fertigschneider kann das gewünschte Gewinde schneiden.

First

Bottoming

Hole type
2.0×D

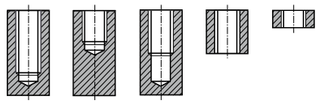

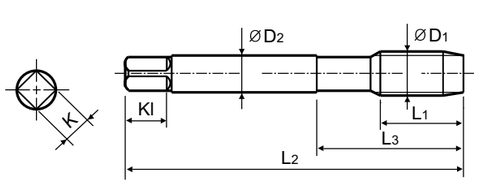

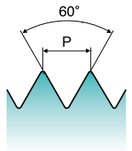

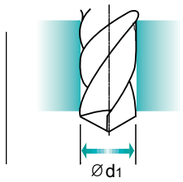

Material groups **GS** | HSS | DIN 2181 | 6H | 60° | I/III | Bright

Sets of taps
Gewindebohrer-Satz

Unit : mm

SIZE ØD1	Pitch P	EDP No. Bright	Thread Length L1	Overall Length L2	Neck Length L3	Shank Diameter ØD2	Square Size K	Square Length Kl	No. of Flute Z	Tapping Drill Diameter Ød1
M16	× 1	**T7309629**	18	70	32	12	9	12	4	15
M18	× 2	**T7309669**	22	80	35	14	11	14	4	16
M18	× 1.5	**T7309679**	22	80	35	14	11	14	4	16.5
M18	× 1	**T7309689**	18	80	35	14	11	14	4	17
M20	× 2	**T7309719**	22	80	35	16	12	15	4	18
M20	× 1.5	**T7309729**	22	80	35	16	12	15	4	18.5
M20	× 1	**T7309739**	18	80	35	16	12	15	4	19
M22	× 2	**T7309759**	22	80	35	18	14.5	17	4	20
M22	× 1.5	**T7309769**	22	80	35	18	14.5	17	4	20.5
M22	× 1	**T7309779**	18	80	35	18	14.5	17	4	21
M24	× 2	**T7309799**	22	90	40	18	14.5	17	4	22
M24	× 1.5	**T7309809**	22	90	40	18	14.5	17	4	22.5
M24	× 1	**T7309819**	18	90	40	18	14.5	17	4	23
M25	× 1.5	**T7309839**	22	90	40	18	14.5	17	4	23.5
M25	× 1	**T7309849**	18	90	40	18	14.5	17	4	24
M26	× 1.5	**T7309859**	22	90	40	18	14.5	17	4	24.5
M26	× 1	**T7309N59**	18	90	40	18	14.5	17	4	25
M27	× 2	**T7309879**	22	90	40	20	16	19	4	25
M27	× 1.5	**T7309889**	22	90	40	20	16	19	4	25.5
M27	× 1	**T7309899**	18	90	40	20	16	19	4	26
M28	× 2	**T7309909**	22	90	40	20	16	19	4	26
M28	× 1.5	**T7309919**	22	90	40	20	16	19	4	26.5
M30	× 2	**T7309969**	22	90	40	22	18	21	4	28
M30	× 1.5	**T7309979**	22	90	40	22	18	21	4	28.5
M30	× 1	**T7309989**	18	90	40	22	18	21	4	29

◎ : Excellent ○ : Good

ISO	P											M			K					
Material Description	Non-alloy steel					Low alloy steel				High alloyed steel, and tool steel		Stainless steel			Grey cast iron		Nodular cast iron		Malleable cast iron	
VDI 3323	1	2	3	4	5	6	7	8	9	10	11	12	13	14	15	16	17	18	19	20
HRc		13	25	28	32	10	29	32	38	15	35	15	23	10	10	26	3	25		21
HB	125	190	250	270	300	180	275	300	350	200	325	200	240	180	180	260	160	250	130	230
Recommended	○	○	○	○		○	○										○	○		

ISO	N										S							H			
Material Description	Aluminum-wrought alloy		Aluminum-cast, alloyed			Copper and Copper Alloys (Bronze / Brass)			Non Metallic Materials		Heat Resistant Super Alloys					Titanium Alloys		Hardened steel		Chilled Cast Iron	Hardened Cast Iron
VDI 3323	21	22	23	24	25	26	27	28	29	30	31	32	33	34	35	36	37	38	39	40	41
HRc											15	30	25	38	34			55	60	42	55
HB	60	100	75	90	130	110	90	100			200	280	250	350	320	400Rm	1050Rm	550	630	400	550
Recommended					○	○	○														

YG TAP GENERAL

T7363 SERIES

UNC Unified coarse threads

- Unified Grobgewinde
- UNC
- Unificato passo grosso

▶ This tap is a serial hand tap in set, First, Second and Bottoming.
▶ Bottoming tap of set has final internal thread dimensions only.

▶ Dies ist ein Handgewindebohrer im Satz mit Vor-, Mittel- und Fertigschneider.
▶ Nur der Fertigschneider kann das gewünschte Gewinde schneiden.

First

Second

Bottoming

Hole type
2.0×D

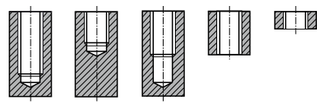

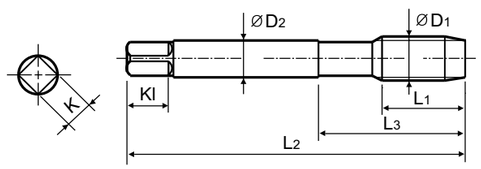

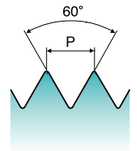

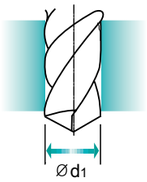

Material groups **GS** | HSS | DIN 351 | 2B | 60° | I/II/III | Bright

Sets of taps
Gewindebohrer-Satz

Unit : mm

SIZE ØD1	TPI	EDP No. Bright	Thread Length L1	Overall Length L2	Neck Length L3	Shank Diameter ØD2	Square Size K	Square Length Kl	No. of Flute Z	Tapping Drill Diameter Ød1
#2	- 56UNC	**T7363089**	9	36	13	2.8	2.1	5	3	1.8
#3	- 48UNC	**T7363129**	10	40	15	2.8	2.1	5	3	2.1
#4	- 40UNC	**T7363169**	10	42	18	3.5	2.7	6	3	2.3
#5	- 40UNC	**T7363209**	10	42	18	3.5	2.7	6	3	2.6
#6	- 32UNC	**T7363249**	11	45	18	4	3	6	3	2.85
#8	- 32UNC	**T7363289**	12	48	23	4.5	3.4	6	3	3.5
#10	- 24UNC	**T7363329**	14	52	26	6	4.9	6	3	3.9
#12	- 24UNC	**T7363369**	16	56	27	6	4.9	8	3	4.5
1/4	- 20UNC	**T7363409**	16	56	27	6	4.9	8	3	5.2
5/16	- 18UNC	**T7363449**	20	63	34	6	4.9	8	3	6.6
3/8	- 16UNC	**T7363489**	22	70	38	7	5.5	8	4	8
7/16	- 14UNC	**T7363529**	22	70	38	8	6.2	9	4	9.4
1/2	- 13UNC	**T7363569**	25	80	45	9	7	10	4	10.75
9/16	- 12UNC	**T7363609**	26	80	45	11	9	12	4	12.25
5/8	- 11UNC	**T7363649**	27	90	55	12	9	12	4	13.5
3/4	- 10UNC	**T7363709**	32	105	65	14	11	14	4	16.5
7/8	- 9UNC	**T7363749**	32	110	69	18	14.5	17	4	19.5
1	- 8UNC	**T7363789**	36	110	69	20	16	19	4	22.25
1-1/8	- 7UNC	**T7363829**	40	125	77	22	18	21	4	25
1-1/4	- 7UNC	**T7363869**	40	125	77	25	20	23	4	28.25
1-1/8	- 6UNC	**T7363909**	50	150	88	28	22	25	4	30.75
1-1/2	- 6UNC	**T7363949**	50	150	88	32	24	27	4	34
1-3/4	- 5UNC	**T7363B89**	58	160	93	36	29	32	4	39.5
2	- 4½UNC	**T7363D29**	65	180	102	40	32	35	4	45.25

◎ : Excellent ○ : Good

ISO	P											M			K					
Material Description	Non-alloy steel					Low alloy steel				High alloyed steel, and tool steel		Stainless steel			Grey cast iron		Nodular cast iron		Malleable cast iron	
VDI 3323	1	2	3	4	5	6	7	8	9	10	11	12	13	14	15	16	17	18	19	20
HRc		13	25	28	32	10	29	32	38	15	35	15	23	10	10	26	3	25		21
HB	125	190	250	270	300	180	275	300	350	200	325	200	240	180	180	260	160	250	130	230
Recommended	○	○	○	○		○	○										○	○		

ISO	N										S							H			
Material Description	Aluminum-wrought alloy		Aluminum-cast, alloyed			Copper and Copper Alloys (Bronze / Brass)			Non Metallic Materials		Heat Resistant Super Alloys					Titanium Alloys		Hardened steel		Chilled Cast Iron	Hardened Cast Iron
VDI 3323	21	22	23	24	25	26	27	28	29	30	31	32	33	34	35	36	37	38	39	40	41
HRc											15	30	25	38	34			55	60	42	55
HB	60	100	75	90	130	110	90	100			200	280	250	350	320	400Rm	1050Rm	550	630	400	550
Recommended					○	○	○														

CARBIDE
HSS
THREAD MILLS
SYNCHRO TAPS
COMBO TAPS
YG TAP GENERAL
YG TAP STEEL
YG TAP HARDENED
YG TAP INOX
YG TAP CAST IRON
YG TAP ALU
YG TAP Ti Ni
YG TAP FORMING
NUT TAPS
STI TAPS
PIPE TAPS
TECHNICAL DATA

YG TAP GENERAL

T7509 SERIES

UNF Unified fine threads

- Unified Feingewinde
- UNF
- Unificato passo fine

▶ This tap is a serial hand tap in set, First and Bottoming.
▶ Bottoming tap of set has final internal thread dimensions only.

▶ Handgewindebohrersatz mit Vor- und Fertigschneider.
▶ Nur der Fertigschneider kann das gewünschte Gewinde schneiden.

First

Bottoming

Hole type
2.0×D

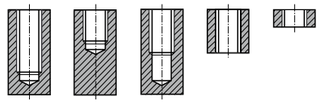

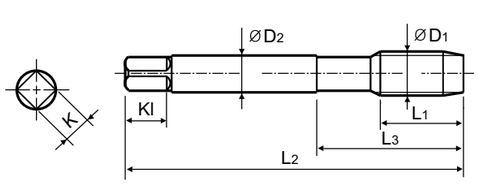

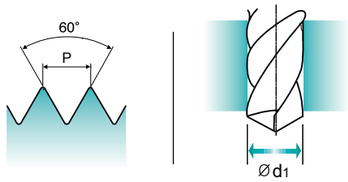

Material groups **GS** | HSS | DIN 2181 | 2B | 60° | I/III | Bright

Sets of taps
Gewindebohrer-Satz

Unit : mm

SIZE ØD1	TPI	EDP No. Bright	Thread Length L1	Overall Length L2	Neck Length L3	Shank Diameter ØD2	Square Size K	Square Length Kl	No. of Flute Z	Tapping Drill Diameter Ød1
#4	- 48 UNF	T7509189	10	42	18	3.5	2.7	6	3	2.4
#5	- 44 UNF	T7509229	10	42	18	3.5	2.7	6	3	2.7
#6	- 40 UNF	T7509269	11	45	18	4	3	6	3	3
#8	- 36 UNF	T7509309	12	48	23	4.5	3.4	6	3	3.5
#10	- 32 UNF	T7509349	14	52	22	6	4.9	8	3	4.1
#12	- 28 UNF	T7509389	16	56	24	6	4.9	8	3	4.7
1/4	- 28 UNF	T7509429	16	56	24	6	4.9	8	3	5.5
5/16	- 24 UNF	T7509469	17	63	27	6	4.9	8	3	6.9
3/8	- 24 UNF	T7509509	18	63	27	7	5.5	8	4	8.5
7/16	- 20 UNF	T7509549	20	70	32	8	6.2	9	4	9.9
1/2	- 20 UNF	T7509589	20	70	32	9	7	10	4	11.5
9/16	- 18 UNF	T7509629	20	70	32	11	9	12	4	12.9
5/8	- 18 UNF	T7509669	20	70	32	12	9	12	4	14.5
3/4	- 16 UNF	T7509729	22	80	38	14	11	14	4	17.5
7/8	- 14 UNF	T7509769	22	80	38	18	14.5	17	4	20.5
1	- 12 UNF	T7509809	22	90	40	18	14.5	17	4	23.25
1-1/8	- 12 UNF	T7509849	22	90	40	22	18	21	4	26.5

◎ : Excellent ○ : Good

ISO	P											M			K					
Material Description	Non-alloy steel					Low alloy steel				High alloyed steel, and tool steel		Stainless steel			Grey cast iron		Nodular cast iron		Malleable cast iron	
VDI 3323	1	2	3	4	5	6	7	8	9	10	11	12	13	14	15	16	17	18	19	20
HRc		13	25	28	32	10	29	32	38	15	35	15	23	10	10	26	3	25		21
HB	125	190	250	270	300	180	275	300	350	200	325	200	240	180	180	260	160	250	130	230
Recommended	○	○	○	○		○	○										○	○		

ISO	N										S							H			
Material Description	Aluminum-wrought alloy		Aluminum-cast, alloyed			Copper and Copper Alloys (Bronze / Brass)			Non Metallic Materials		Heat Resistant Super Alloys					Titanium Alloys		Hardened steel		Chilled Cast Iron	Hardened Cast Iron
VDI 3323	21	22	23	24	25	26	27	28	29	30	31	32	33	34	35	36	37	38	39	40	41
HRc											15	30	25	38	34			55	60	42	55
HB	60	100	75	90	130	110	90	100			200	280	250	350	320	400Rm	1050Rm	550	630	400	550
Recommended					○	○	○														

YG TAP GENERAL

T7609 SERIES

BSW Whitworth threads

- Whitworth Gewinde
- BSW
- Filettatura Whitworth

▶ This tap is a serial hand tap in set, First, Second and Bottoming.
▶ Bottoming tap of set has final internal thread dimensions only.

▶ Dies ist ein Handgewindebohrer im Satz mit Vor-, Mittel- und Fertigschneider.
▶ Nur der Fertigschneider kann das gewünschte Gewinde schneiden.

First

Second

Bottoming

Hole type
2.0×D

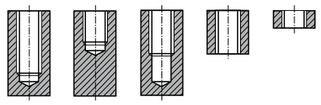

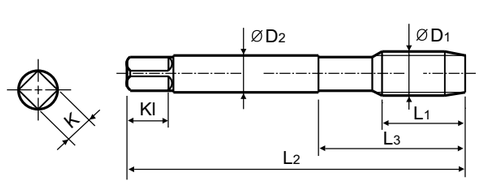

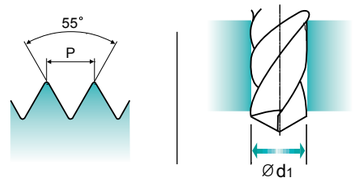

Material groups **GS** | HSS | DIN 351 | 55° | I/II/III | Bright

Sets of taps
Gewindebohrer-Satz

Unit : mm

SIZE ØD1	TPI	EDP No. Bright	Thread Length L1	Overall Length L2	Neck Length L3	Shank Diameter ØD2	Square Size K	Square Length Kl	No. of Flute Z	Tapping Drill Diameter Ød1
W3/32	- 48	T7609129	10	40	15	2.8	2.1	5	3	1.8
W1/8	- 40	T7609209	10	42	18	3.5	2.7	6	3	2.5
W5/32	- 32	T7609289	12	48	23	4.5	3.4	6	3	3.1
W3/16	- 24	T7609329	14	52	26	6	4.9	8	3	3.6
W7/32	- 24	T7609369	16	56	27	6	4.9	8	3	4.4
W1/4	- 20	T7609409	16	56	27	6	4.9	8	3	5.1
W5/16	- 18	T7609449	20	63	34	6	4.9	8	3	6.5
W3/8	- 16	T7609489	22	70	38	7	5.5	8	4	7.9
W7/16	- 14	T7609529	22	70	38	8	6.2	9	4	9.3
W1/2	- 12	T7609569	25	80	45	9	7	10	4	10.5
W9/16	- 12	T7609609	26	80	45	11	9	12	4	12
W5/8	- 11	T7609649	27	90	55	12	9	12	4	13.5
W3/4	- 10	T7609709	32	105	65	14	11	14	4	16.5
W7/8	- 9	T7609749	32	110	69	18	14.5	17	4	19.25
W1	- 8	T7609789	36	110	69	20	16	19	4	22
W1-1/8	- 7	T7609829	40	125	77	22	18	21	4	24.75
W1-1/4	- 7	T7609869	40	125	77	25	20	23	4	27.75
W1-3/8	- 6	T7609909	50	150	88	28	22	25	4	30.5
W1-1/2	- 6	T7609949	50	150	88	32	24	27	4	33.5
W1-5/8	- 5	T7609B29	56	150	88	32	24	27	4	35.5
W1-3/4	- 5	T7609B89	58	160	93	36	29	32	4	39
W1-7/8	- 4½	T7609C69	65	180	102	36	29	32	4	41.5
W2	- 4½	T7609D29	65	180	102	40	32	35	4	44.5

◎ : Excellent ○ : Good

ISO	P											M			K					
Material Description	Non-alloy steel					Low alloy steel				High alloyed steel, and tool steel		Stainless steel			Grey cast iron		Nodular cast iron		Malleable cast iron	
VDI 3323	1	2	3	4	5	6	7	8	9	10	11	12	13	14	15	16	17	18	19	20
HRc		13	25	28	32	10	29	32	38	15	35	15	23	10	10	26	3	25		21
HB	125	190	250	270	300	180	275	300	350	200	325	200	240	180	180	260	160	250	130	230
Recommended	○	○	○	○		○	○										○	○		

ISO	N										S							H			
Material Description	Aluminum-wrought alloy		Aluminum-cast, alloyed			Copper and Copper Alloys (Bronze / Brass)			Non Metallic Materials		Heat Resistant Super Alloys					Titanium Alloys		Hardened steel		Chilled Cast Iron	Hardened Cast Iron
VDI 3323	21	22	23	24	25	26	27	28	29	30	31	32	33	34	35	36	37	38	39	40	41
HRc											15	30	25	38	34			55	60	42	55
HB	60	100	75	90	130	110	90	100			200	280	250	350	320	400Rm	1050Rm	550	630	400	550
Recommended					○	○	○														

CARBIDE
HSS
THREAD MILLS
SYNCHRO TAPS
COMBO TAPS
YG TAP GENERAL
YG TAP STEEL
YG TAP HARDENED
YG TAP INOX
YG TAP CAST IRON
YG TAP ALU
YG TAP Ti Ni
YG TAP FORMING
NUT TAPS
STI TAPS
PIPE TAPS
TECHNICAL DATA

YG TAP GENERAL

T7343 SERIES

M-LH ISO metric coarse threads DIN 13

Metrisches ISO-Gewinde DIN 13
ISO MÉTRIQUE DIN13
ISO Metrico passo grosso DIN 13

▶ This tap is a serial hand tap in set, First, Second and Bottoming.
▶ Bottoming tap of set has final internal thread dimensions only.

▶ Dies ist ein Handgewindebohrer im Satz mit Vor-, Mittel- und Fertigschneider.
▶ Nur der Fertigschneider kann das gewünschte Gewinde schneiden.

First
Second
Bottoming

Hole type
2.0×D

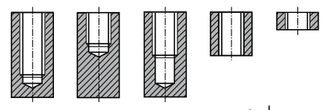

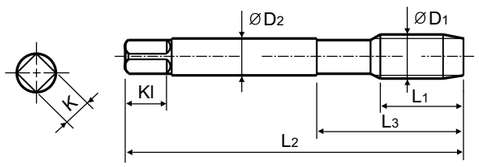

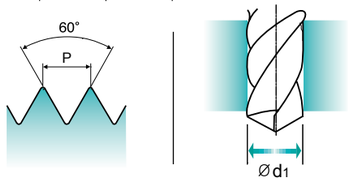

Material groups **GS** | HSS | DIN 352 | 6H | 60° | I/II/III | Bright

Sets of taps
Gewindebohrer-Satz

Unit : mm

SIZE	Pitch	EDP No.	Thread Length	Overall Length	Neck Length	Shank Diameter	Square Size	Square Length	No. of Flute	Tapping Drill Diameter
ØD1	P	Bright	L1	L2	L3	ØD2	K	Kl	Z	Ød1
M3	× 0.5	**T7343209**	11	40	18	3.5	2.7	6	3	2.5
M3.5	× 0.6	**T7343229**	13	45	21	4	3	6	3	2.9
M4	× 0.7	**T7343249**	13	45	21	4.5	3.4	6	3	3.3
M4.5	× 0.75	**T7343269**	16	50	25	6	4.9	8	3	3.7
M5	× 0.8	**T7343289**	16	52	26	6	4.9	8	3	4.2
M6	× 1	**T7343319**	18	56	27	6	4.9	8	3	5
M8	× 1.25	**T7343369**	20	63	34	6	4.9	8	3	6.8
M10	× 1.5	**T7343429**	22	70	38	7	5.5	8	4	8.5
M12	× 1.75	**T7343509**	24	80	45	9	7	10	4	10.2
M14	× 2	**T7343549**	26	80	45	11	9	12	4	12
M16	× 2	**T7343609**	27	80	45	12	9	12	4	14
M18	× 2.5	**T7343659**	30	95	58	14	11	14	4	15.5
M20	× 2.5	**T7343709**	32	95	58	16	12	15	4	17.5
M22	× 2.5	**T7343749**	32	100	62	18	14.5	17	4	19.5
M24	× 3	**T7343789**	34	110	69	18	14.5	17	4	21
M27	× 3	**T7343869**	36	110	69	20	16	19	4	24
M30	× 3.5	**T7343949**	40	125	77	22	18	21	4	26.5

▶ LH=Left hand thread

◎ : Excellent ○ : Good

ISO	P											M			K					
Material Description	Non-alloy steel					Low alloy steel				High alloyed steel, and tool steel		Stainless steel			Grey cast iron		Nodular cast iron		Malleable cast iron	
VDI 3323	1	2	3	4	5	6	7	8	9	10	11	12	13	14	15	16	17	18	19	20
HRc		13	25	28	32	10	29	32	38	15	35	15	23	10	10	26	3	25		21
HB	125	190	250	270	300	180	275	300	350	200	325	200	240	180	180	260	160	250	130	230
Recommended	○	○	○	○		○	○										○	○		

ISO	N										S							H			
Material Description	Aluminum-wrought alloy		Aluminum-cast, alloyed			Copper and Copper Alloys (Bronze / Brass)			Non Metallic Materials		Heat Resistant Super Alloys					Titanium Alloys		Hardened steel		Chilled Cast Iron	Hardened Cast Iron
VDI 3323	21	22	23	24	25	26	27	28	29	30	31	32	33	34	35	36	37	38	39	40	41
HRc											15	30	25	38	34			55	60	42	55
HB	60	100	75	90	130	110	90	100			200	280	250	350	320	400Rm	1050Rm	550	630	400	550
Recommended					○	○	○														

YG TAP GENERAL

TB373 SERIES

M ISO metric coarse threads DIN 13

Metrisches ISO-Gewinde DIN 13
ISO MÉTRIQUE DIN13
ISO Metrico passo grosso DIN 13

▶ This tap is a serial hand tap in set, First, Second and Bottoming.
▶ Bottoming tap of set has final internal thread dimensions only.

▶ Dies ist ein Handgewindebohrer im Satz mit Vor-, Mittel- und Fertigschneider.
▶ Nur der Fertigschneider kann das gewünschte Gewinde schneiden.

First
Second
Bottoming

Hole type
2.0×D

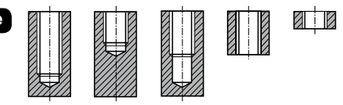

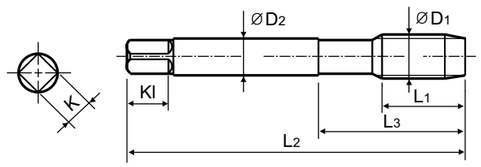

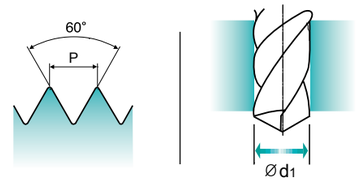

Material groups **GS** | HSS-E | DIN 352 | 6HX | 60° | I/II/III | Vap

Sets of taps
Gewindebohrer-Satz

Unit : mm

SIZE	Pitch	EDP No.	Thread Length	Overall Length	Neck Length	Shank Diameter	Square Size	Square Length	No. of Flute	Tapping Drill Diameter
ØD1	P	Vap	L1	L2	L3	ØD2	K	Kl	Z	Ød1
M3	× 0.5	**TB373209**	11	40	18	3.5	2.7	6	3	2.5
M3.5	× 0.6	**TB373229**	13	45	21	4	3	6	3	2.9
M4	× 0.7	**TB373249**	13	45	21	4.5	3.4	6	3	3.3
M4.5	× 0.75	**TB373269**	16	50	25	6	4.9	8	3	3.7
M5	× 0.8	**TB373289**	16	52	26	6	4.9	8	3	4.2
M6	× 1	**TB373319**	18	56	27	6	4.9	8	3	5
M8	× 1.25	**TB373369**	20	63	34	6	4.9	8	3	6.8
M10	× 1.5	**TB373429**	22	70	38	7	5.5	8	4	8.5
M12	× 1.75	**TB373509**	24	80	45	9	7	10	4	10.2
M14	× 2	**TB373549**	26	80	45	11	9	12	4	12
M16	× 2	**TB373609**	27	80	45	12	9	12	4	14
M18	× 2.5	**TB373659**	30	95	58	14	11	14	4	15.5
M20	× 2.5	**TB373709**	32	95	58	16	12	15	4	17.5

▶ First with pilot guide

◎ : Excellent ○ : Good

ISO	P											M			K					
Material Description	Non-alloy steel					Low alloy steel				High alloyed steel, and tool steel		Stainless steel			Grey cast iron		Nodular cast iron		Malleable cast iron	
VDI 3323	1	2	3	4	5	6	7	8	9	10	11	12	13	14	15	16	17	18	19	20
HRc		13	25	28	32	10	29	32	38	15	35	15	23	10	10	26	3	25		21
HB	125	190	250	270	300	180	275	300	350	200	325	200	240	180	180	260	160	250	130	230
Recommended	○	○	○	○		○	○					○	○	○						

ISO	N										S							H			
Material Description	Aluminum-wrought alloy		Aluminum-cast, alloyed			Copper and Copper Alloys (Bronze / Brass)			Non Metallic Materials		Heat Resistant Super Alloys					Titanium Alloys		Hardened steel		Chilled Cast Iron	Hardened Cast Iron
VDI 3323	21	22	23	24	25	26	27	28	29	30	31	32	33	34	35	36	37	38	39	40	41
HRc											15	30	25	38	34			55	60	42	55
HB	60	100	75	90	130	110	90	100			200	280	250	350	320	400Rm	1050Rm	550	630	400	550
Recommended																					

YG TAP GENERAL

TC353 SERIES

M ISO metric coarse threads DIN 13

Metrisches ISO-Gewinde DIN 13
ISO MÉTRIQUE DIN13
ISO Metrico passo grosso DIN 13

▶ This tap is a serial hand tap in set, First, Second and Bottoming.
▶ Bottoming tap of set has final internal thread dimensions only..

▶ Dies ist ein Handgewindebohrer im Satz mit Vor-, Mittel- und Fertigschneider.
▶ Nur der Fertigschneider kann das gewünschte Gewinde schneiden.

First
Second
Bottoming

Hole type
2.0×D

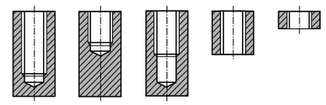

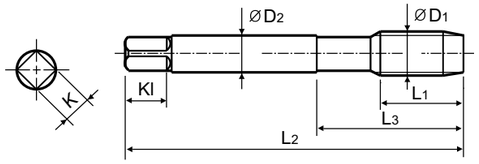

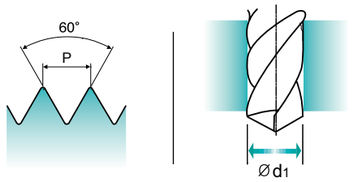

Material groups VG | HSS-E | DIN 352 | 6H | 60° | I/II/III | Bright

Sets of taps
Gewindebohrer-Satz

Unit : mm

SIZE	Pitch	EDP No.	Thread Length	Overall Length	Neck Length	Shank Diameter	Square Size	Square Length	No. of Flute	Tapping Drill Diameter
ØD1	P	Bright	L1	L2	L3	ØD2	K	Kl	Z	Ød1
M3	× 0.5	TC353209	11	40	18	3.5	2.7	6	3	2.5
M3.5	× 0.6	TC353229	13	45	21	4	3	6	3	2.9
M4	× 0.7	TC353249	13	45	21	4.5	3.4	6	3	3.3
M4.5	× 0.75	TC353269	16	50	25	6	4.9	8	3	3.7
M5	× 0.8	TC353289	16	52	26	6	4.9	8	3	4.2
M6	× 1	TC353319	18	56	27	6	4.9	8	3	5
M8	× 1.25	TC353369	20	63	34	6	4.9	8	3	6.8
M10	× 1.5	TC353429	22	70	38	7	5.5	8	4	8.5
M12	× 1.75	TC353509	24	80	45	9	7	10	4	10.2
M14	× 2	TC353549	26	80	45	11	9	12	4	12
M16	× 2	TC353609	27	80	45	12	9	12	4	14
M18	× 2.5	TC353659	30	95	58	14	11	14	4	15.5
M20	× 2.5	TC353709	32	95	58	16	12	15	4	17.5

▶ First with pilot guide

◎ : Excellent ○ : Good

ISO	P											M			K					
Material Description	Non-alloy steel					Low alloy steel				High alloyed steel, and tool steel		Stainless steel			Grey cast iron		Nodular cast iron		Malleable cast iron	
VDI 3323	1	2	3	4	5	6	7	8	9	10	11	12	13	14	15	16	17	18	19	20
HRc		13	25	28	32	10	29	32	38	15	35	15	23	10	10	26	3	25		21
HB	125	190	250	270	300	180	275	300	350	200	325	200	240	180	180	260	160	250	130	230
Recommended	○	○	○	○		○	○													

ISO	N										S							H		
Material Description	Aluminum-wrought alloy		Aluminum-cast, alloyed			Copper and Copper Alloys (Bronze / Brass)			Non Metallic Materials		Heat Resistant Super Alloys					Titanium Alloys		Hardened steel		Chilled Cast Iron	Hardened Cast Iron
VDI 3323	21	22	23	24	25	26	27	28	29	30	31	32	33	34	35	36	37	38	39	40	41
HRc											15	30	25	38	34			55	60	42	55
HB	60	100	75	90	130	110	90	100			200	280	250	350	320	400Rm	1050Rm	550	630	400	550
Recommended																					

YG TAP GENERAL

RECOMMENDED CUTTING CONDITIONS
EMPFOHLENE SCHNEIDKONDITIONEN

ISO	VDI 3323	Material Description	HB	HRc	TC711 TC411 TC144 TC124 TC134	TD711 TD411	TC517 TC612	TC127 TC122 TC222 TC214 TC234 TC224	TD127 TD222	TC227	TD227	TC211	TC463 TC473 TC424
					Vc (m/min)								
P	1	Non-alloy steel	125		15-20	20-25	15-20	15-20	20-25	15-20	20-25	15-20	15-20
	2		190	13	15-20	20-25	15-20	15-20	20-25	15-20	20-25	15-20	15-20
	3		250	25	12-18	18-24	12-18	12-18	18-24	12-18	18-24	12-18	12-18
	4		270	28	10-15	15-20	10-15	10-15	15-20	10-15	15-20	10-15	10-15
	5		300	32	6-10	10-14	6-10	6-10	10-14	6-10	10-14	6-10	6-10
	6	Low alloy steel	180	10	10-15	15-20	10-15	10-15	15-20	10-15	15-20	10-15	10-15
	7		275	29	10-15	15-20	10-15	10-15	15-20	10-15	15-20	10-15	10-15
	8		300	32	6-10	10-14	6-10	6-10	10-14	6-10	10-14	6-10	6-10
	9		350	38									
	10	High alloyed steel, and tool steel	200	15									
	11		325	35									
M	12	Stainless steel	200	15	7-10	10-13	7-10	7-10	10-13	7-10	10-13	7-10	7-10
	13		240	23	5-8	8-11	5-8	5-8	8-11	5-8	8-11	5-8	5-8
	14		180	10									
K	15	Grey cast iron	180	10									10-15
	16		260	26									5-8
	17	Nodular cast iron	160	3	10-15	15-20	10-15	10-15	15-20	10-15	15-20	10-15	10-15
	18		250	25	5-8	8-11	5-8	5-8	8-11	5-8	8-11	5-8	5-8
	19	Malleable cast iron	130										
	20		230	21									
N	21	Aluminum-wrought alloy	60		10-15	15-20	10-15	10-15	15-20	10-15	15-20	10-15	
	22		100										
	23	Aluminum-cast, alloyed	75		15-20	20-25	15-20	15-20	20-25	15-20	20-25	15-20	
	24		90		15-20	20-25	15-20	15-20	20-25	15-20	20-25	15-20	
	25		130		10-15	15-20	10-15	10-15	15-20	10-15	15-20	10-15	10-15
	26	Copper and Copper Alloys (Bronze / Brass)	110		25-35	35-40	25-35	25-35	35-40	25-35	35-40	25-35	25-35
	27		90										8-12
	28		100		15-20	20-25	15-20	15-20	20-25	15-20	20-25	15-20	
	29	Non Metallic Materials											
	30												
S	31	Heat Resistant Super Alloys	200	15									
	32		280	30									
	33		250	25									
	34		350	38									
	35		320	34									
	36	Titanium Alloys	400 Rm										
	37		1050 Rm										
H	38	Hardened steel	550	55									
	39		630	60									
	40	Chilled Cast Iron	400	42									
	41	Hardened Cast Iron	550	55									

CARBIDE
HSS
THREAD MILLS
SYNCHRO TAPS
COMBO TAPS
YG TAP GENERAL
YG TAP STEEL
YG TAP HARDENED
YG TAP INOX
YG TAP CAST IRON
YG TAP ALU
YG TAP Ti Ni
YG TAP FORMING
NUT TAPS
STI TAPS
PIPE TAPS
TECHNICAL DATA

Leading Through Innovation

Global Cutting Tool Leader **YG-1**

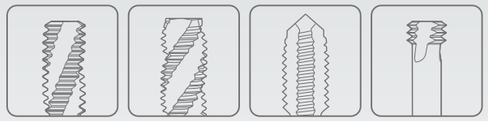

THREADING

HSS-E & HSS-PM

YG TAP STEEL

YG TAP STEEL

- For Steel Materials but also other Long Chip Forming Materials
- Für Stahlwerkstoffe, aber auch andere langspanende Werkstoffe

SELECTION GUIDE

YG THREADING TOOLS

HSS-E & HSS-PM YG TAP STEEL

For Steel Materials but also other Long Chip Forming Materials

Please visit globalyg1.com/mat for material search

◎ : Excellent ○ : Good

Recommended cutting conditions : P.189

HOLE TYPE					Max. 2.5xD Blind Hole																		
TOOL MATERIAL					HSS-PM		HSS-E																
CHAMFER LEAD ACC. TO DIN2197					C	C	C	C	C	C	C	C	C	B	B	B	B	B	B				
FLUTE TYPE					Spiral Flute	Spiral Flute	Spiral Flute	Spiral Flute	Spiral Flute	Spiral Flute	Spiral Flute	Spiral Point	Spiral Point	Spiral Point	Spiral Point	Spiral Point	Spiral Point						
SPIRAL FLUTE ANGLE					R40	R40	R40	R40	R40	R40	R40	-	-	-	-	-	-						
SERIES	M	DIN371/376			TQ823 (P.166)	TR823 (P.167)	TC312 (P.168)	TD312 (P.169)	TB312 (P.170)	TY312 (P.171)	TB913 (P.177)	TQ863 (P.178)	TR863 (P.179)	TC422 (P.180)	TD422 (P.181)	TE422 (P.182)	TY422 (P.183)						M
		DIN352																					
		DIN357/LONG																					
	MF	DIN374					TC413 (P.172)	TD413 (P.173)						TC263 (P.184)	TD263 (P.185)								MF
		DIN2181																					
	UNC	DIN371/376					TC174 (P.174)	TD174 (P.175)						TC244 (P.186)	TD244 (P.187)								UNC
		DIN351																					
	UNF	DIN371/374					TC184 (P.176)							TC254 (P.188)									UNF
		DIN2181																					
	BSW	DIN2182/2183																					BSW
		DIN351																					
	G(BSP)	DIN5156/5157																					G(BSP)
	EG-M	DIN371/376																					EG-M
	EG-UNC	DIN371/376																					EG-UNC
	EG-UNF	DIN371/374																					EG-UNF
SURFACE TREATMENT					VAP	Bright	Bright	TiN	VAP	TiAlN	VAP	VAP	Bright	Bright	TiN	NI	TiAlN						
MODEL																							
ISO	VDI 3323	Material Description	Composition / Structure / Heat Treatment		HB	HRc																	
P	1	Non-alloy steel	About 0.15% C	Annealed	125																		1
	2		About 0.45% C	Annealed	190	13	○	○	○	○	○	○	○	○	○	○	○	○	○	○	○	○	2
	3		About 0.45% C	Quenched & Tempered	250	25	○	○	○	○	○	○	○	○	○	○	○	○	○	○	○	○	3
	4		About 0.75% C	Annealed	270	28	○	○	○	○	○	○	○	○	○	○	○	○	○	○	○	○	4
	5		About 0.75% C	Quenched & Tempered	300	32	◎	◎	◎	◎	◎	◎	◎	◎	◎	◎	◎	◎	◎	◎	◎	◎	5
	6	Low alloy steel		Annealed	180	10	○	○	○	○	○	○	○	○	○	○	○	○	○	○	○	○	6
	7			Quenched & Tempered	275	29	○	○	○	○	○	○	○	○	○	○	○	○	○	○	○	○	7
	8			Quenched & Tempered	300	32	◎	◎	◎	◎	◎	◎	◎	◎	◎	◎	◎	◎	◎	◎	◎	◎	8
	9			Quenched & Tempered	350	38	◎	◎	◎	◎	◎	◎	◎	◎	◎	◎	◎	◎	◎	◎	◎	◎	9
	10	High alloyed steel, and tool steel		Annealed	200	15	○	○	○	○	○	○	○	○	○	○	○	○	○	○	○	○	10
	11			Quenched & Tempered	325	35																	11
M	12	Stainless steel	Ferritic / Martensitic	Annealed	200	15								○	○	○	○	○	○	○	○	○	12
	13		Martensitic	Quenched & Tempered	240	23								○	○	○	○	○	○	○	○	○	13
	14		Austenitic		180	10	○	○	○	○	○	○	○	○	○	○	○	○	○	○	○	○	14
K	15	Grey cast iron	Pearlitic / ferritic		180	10																	15
	16		Pearlitic (Martensitic)		260	26																	16
	17	Nodular cast iron	Ferritic		160	3																	17
	18		Pearlitic		250	25																	18
	19	Malleable cast iron	Ferritic		130																		19
	20		Pearlitic		230	21																	20
N	21	Aluminum-wrought alloy	Not Curable		60																		21
	22		Curable	Hardened	100																		22
	23	Aluminum-cast, alloyed	≤ 12% Si, Not Curable		75																		23
	24		≤ 12% Si, Curable	Hardened	90																		24
	25		> 12% Si, Not Curable		130																		25
	26	Copper and Copper Alloys (Bronze / Brass)	Cutting Alloys, PB>1%		110																		26
	27		CuZn, CuSnZn (Brass)		90																		27
	28		CuSn, lead-free copper and electrolytic copper		100																		28
	29	Non Metallic Materials	Duroplastic, Fiber Reinforced Plastic																				29
	30		Rubber, Wood, etc.																				30
S	31	Heat Resistant Super Alloys	Fe Based	Annealed	200	15	○	○	○	○	○	○	○	○	○	○	○	○	○	○	○	○	31
	32			Cured	280	30																	32
	33		Ni or Co Based	Annealed	250	25																	33
	34			Cured	350	38																	34
	35			Cast	320	34																	35
	36	Titanium Alloys	Pure Titanium		400 Rm		○	○	○	○	○	○	○	○	○	○	○	○	○	○	○	○	36
	37		Alpha + Beta Alloys	Hardened	1050 Rm																		37
H	38	Hardened steel		Hardened	550	55																	38
	39			Hardened	630	60																	39
	40	Chilled Cast Iron		Cast	400	42																	40
	41	Hardened Cast Iron		Hardened	550	55																	41

CARBIDE
HSS
THREAD MILLS
SYNCHRO TAPS
COMBO TAPS
YG TAP GENERAL
YG TAP STEEL
YG TAP HARDENED
YG TAP INOX
YG TAP CAST IRON
YG TAP ALU
YG TAP Ti Ni
YG TAP FORMING
NUT TAPS
STI TAPS
PIPE TAPS
TECHNICAL DATA

YG TAP STEEL

TQ823 SERIES

M ISO metric coarse threads DIN 13

Metrisches ISO-Gewinde DIN 13
ISO MÉTRIQUE DIN13
ISO Metrico passo grosso DIN 13

▶ Suitable for tapping blind holes due to special flute geometry and excellent chip evacuation.

▶ Geeignet zum Gewinden von Sacklöchern dank besonderer Nutengeometrie und ausgezeichneter Spanabfuhr.

DIN 371

DIN 376

Hole type
2.5×D

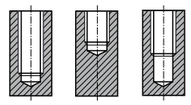

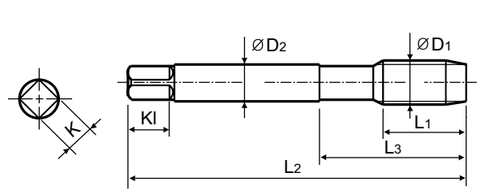

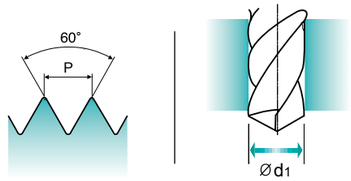

Material groups **VG** | HSS-PM | DIN 371/376 | 6H | 60° | C | Vap | R40

Machine taps
Maschinengewindebohrer

Recommended Cutting Page : P.189

Unit : mm

SIZE	Pitch	EDP No.	Thread Length	Overall Length	Neck Length	Shank Diameter	Square Size	Square Length	No. of Flute	Tapping Drill Diameter
ØD1	P	Vap	L1	L2	L3	ØD2	K	Kl	Z	Ød1
M2	× 0.4	**TQ823136**	8	45	13	2.8	2.1	5	3	1.6
M2.2	× 0.45	**TQ823156**	8	45	13	2.8	2.1	5	3	1.75
M2.5	× 0.45	**TQ823176**	9	50	15	2.8	2.1	5	3	2.05
M3	× 0.5	**TQ823206**	6	56	18	3.5	2.7	6	3	2.5
M3.5	× 0.6	**TQ823226**	7	56	20	4	3	6	3	2.9
M4	× 0.7	**TQ823246**	7	63	21	4.5	3.4	6	3	3.3
M4.5	× 0.75	**TQ823266**	8	70	25	6	4.9	8	3	3.7
M5	× 0.8	**TQ823286**	8	70	25	6	4.9	8	3	4.2
M6	× 1	**TQ823316**	10	80	30	6	4.9	8	3	5
M7	× 1	**TQ823346**	10	80	30	7	5.5	8	3	6
M8	× 1.25	**TQ823366**	13	90	35	8	6.2	9	3	6.8
M10	× 1.5	**TQ823426**	15	100	39	10	8	11	3	8.5
M12	× 1.75	**TQ823506**	18	110	44	9	7	10	3	10.2

▶DIN 371(M2~M10) and DIN 376(M12)

◎ : Excellent ○ : Good

ISO	P											M			K					
Material Description	Non-alloy steel					Low alloy steel				High alloyed steel, and tool steel		Stainless steel			Grey cast iron		Nodular cast iron		Malleable cast iron	
VDI 3323	1	2	3	4	5	6	7	8	9	10	11	12	13	14	15	16	17	18	19	20
HRc		13	25	28	32	10	29	32	38	15	35	15	23	10	10	26	3	25		21
HB	125	190	250	270	300	180	275	300	350	200	325	200	240	180	180	260	160	250	130	230
Recommended		○	○	○	◎	○	○	◎	◎	○				○						

ISO	N										S							H			
Material Description	Aluminum-wrought alloy		Aluminum-cast, alloyed			Copper and Copper Alloys (Bronze / Brass)			Non Metallic Materials		Heat Resistant Super Alloys					Titanium Alloys		Hardened steel		Chilled Cast Iron	Hardened Cast Iron
VDI 3323	21	22	23	24	25	26	27	28	29	30	31	32	33	34	35	36	37	38	39	40	41
HRc											15	30	25	38	34			55	60	42	55
HB	60	100	75	90	130	110	90	100			200	280	250	350	320	400Rm	1050Rm	550	630	400	550
Recommended											○					○					

YG TAP STEEL

TR823 SERIES

M ISO metric coarse threads DIN 13

Metrisches ISO-Gewinde DIN 13
ISO MÉTRIQUE DIN13
ISO Metrico passo grosso DIN 13

▶ Suitable for tapping blind holes due to special flute geometry and excellent chip evacuation.

▶ Geeignet zum Gewinden von Sacklöchern dank besonderer Nutengeometrie und ausgezeichneter Spanabfuhr.

DIN 371

DIN 376

Hole type
2.5×D

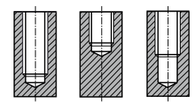

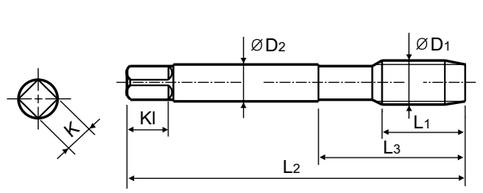

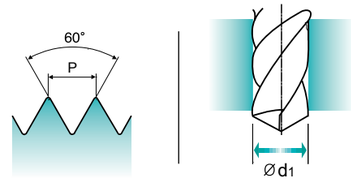

Material groups **VG** | HSS-PM | DIN 371/376 | 6H | 60° | C | Bright | R40

Machine taps
Maschinengewindebohrer

Recommended Cutting Page : P.189

Unit : mm

SIZE	Pitch	EDP No.	Thread Length	Overall Length	Neck Length	Shank Diameter	Square Size	Square Length	No. of Flute	Tapping Drill Diameter
ØD1	P	Bright	L1	L2	L3	ØD2	K	Kl	Z	Ød1
M2	× 0.4	**TR823136**	8	45	13	2.8	2.1	5	3	1.6
M2.2	× 0.45	**TR823156**	8	45	13	2.8	2.1	5	3	1.75
M2.5	× 0.45	**TR823176**	9	50	15	2.8	2.1	5	3	2.05
M3	× 0.5	**TR823206**	6	56	18	3.5	2.7	6	3	2.5
M3.5	× 0.6	**TR823226**	7	56	20	4	3	6	3	2.9
M4	× 0.7	**TR823246**	7	63	21	4.5	3.4	6	3	3.3
M4.5	× 0.75	**TR823266**	8	70	25	6	4.9	8	3	3.7
M5	× 0.8	**TR823286**	8	70	25	6	4.9	8	3	4.2
M6	× 1	**TR823316**	10	80	30	6	4.9	8	3	5
M7	× 1	**TR823346**	10	80	30	7	5.5	8	3	6
M8	× 1.25	**TR823366**	13	90	35	8	6.2	9	3	6.8
M10	× 1.5	**TR823426**	15	100	39	10	8	11	3	8.5
M12	× 1.75	**TR823506**	18	110	44	9	7	10	3	10.2

▶DIN 371(M2~M10) and DIN 376(M12)

◎ : Excellent ○ : Good

ISO	P											M			K					
Material Description	Non-alloy steel					Low alloy steel				High alloyed steel, and tool steel		Stainless steel			Grey cast iron		Nodular cast iron		Malleable cast iron	
VDI 3323	1	2	3	4	5	6	7	8	9	10	11	12	13	14	15	16	17	18	19	20
HRc		13	25	28	32	10	29	32	38	15	35	15	23	10	10	26	3	25		21
HB	125	190	250	270	300	180	275	300	350	200	325	200	240	180	180	260	160	250	130	230
Recommended		○	○	○	◎	○	○	◎	◎	○				○						

ISO	N										S							H			
Material Description	Aluminum-wrought alloy		Aluminum-cast, alloyed			Copper and Copper Alloys (Bronze / Brass)			Non Metallic Materials		Heat Resistant Super Alloys					Titanium Alloys		Hardened steel		Chilled Cast Iron	Hardened Cast Iron
VDI 3323	21	22	23	24	25	26	27	28	29	30	31	32	33	34	35	36	37	38	39	40	41
HRc											15	30	25	38	34			55	60	42	55
HB	60	100	75	90	130	110	90	100			200	280	250	350	320	400Rm	1050Rm	550	630	400	550
Recommended											○					○					

CARBIDE
HSS
THREAD MILLS
SYNCHRO TAPS
COMBO TAPS
YG TAP GENERAL
YG TAP STEEL
YG TAP HARDENED
YG TAP INOX
YG TAP CAST IRON
YG TAP ALU
YG TAP Ti Ni
YG TAP FORMING
NUT TAPS
STI TAPS
PIPE TAPS
TECHNICAL DATA

YG TAP STEEL

TC312 SERIES

M ISO metric coarse threads DIN 13

Metrisches ISO-Gewinde DIN 13
ISO MÉTRIQUE DIN13
ISO Metrico passo grosso DIN 13

▶ Suitable for tapping blind holes due to special flute geometry and excellent chip evacuation.

▶ Geeignet zum Gewinden von Sacklöchern dank besonderer Nutengeometrie und ausgezeichneter Spanabfuhr.

DIN 371

DIN 376

Hole type
2.5×D

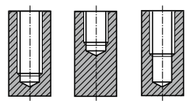

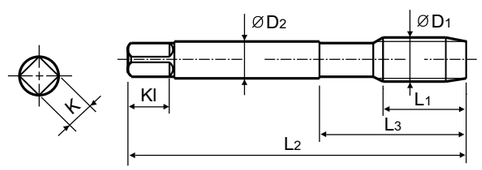

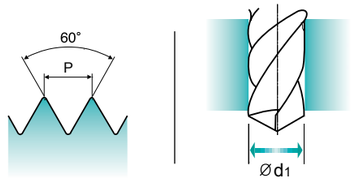

Material groups VG | HSS-E | DIN 371/376 | 6H | 60° | C | Bright | R40

Machine taps
Maschinengewindebohrer

Recommended Cutting Page : P.189

Unit : mm

SIZE	Pitch	EDP No.	Thread Length	Overall Length	Neck Length	Shank Diameter	Square Size	Square Length	No. of Flute	Tapping Drill Diameter
ØD1	P	Bright	L1	L2	L3	ØD2	K	Kl	Z	Ød1
M2	× 0.4	**TC312136**	8	45	13	2.8	2.1	5	3	1.6
M2.2	× 0.45	**TC312156**	8	45	13	2.8	2.1	5	3	1.75
*M2.3	× 0.4	**TC312196**	8	45	13	2.8	2.1	5	3	1.9
M2.5	× 0.45	**TC312176**	9	50	15	2.8	2.1	5	3	2.05
*M2.6	× 0.45	**TC312496**	9	50	15	2.8	2.1	5	3	2.1
M3	× 0.5	**TC312206**	6	56	18	3.5	2.7	6	3	2.5
M3.5	× 0.6	**TC312226**	7	56	20	4	3	6	3	2.9
M4	× 0.7	**TC312246**	7	63	21	4.5	3.4	6	3	3.3
M4.5	× 0.75	**TC312266**	8	70	25	6	4.9	8	3	3.7
M5	× 0.8	**TC312286**	8	70	25	6	4.9	8	3	4.2
M6	× 1	**TC312316**	10	80	30	6	4.9	8	3	5
M7	× 1	**TC312346**	10	80	30	7	5.5	8	3	6
M8	× 1.25	**TC312366**	13	90	35	8	6.2	9	3	6.8
M9	× 1.25	**TC312396**	13	90	35	9	7	10	3	7.8
M10	× 1.5	**TC312426**	15	100	39	10	8	11	3	8.5
M11	× 1.5	**TC312466**	17	100	40	8	6.2	9	3	9.5
M12	× 1.75	**TC312506**	18	110	44	9	7	10	3	10.2
M14	× 2	**TC312546**	20	110	44	11	9	12	3	12
M16	× 2	**TC312606**	20	110	44	12	9	12	3	14
M18	× 2.5	**TC312656**	25	125	50	14	11	14	4	15.5
M20	× 2.5	**TC312706**	25	140	54	16	12	15	4	17.5
M22	× 2.5	**TC312746**	25	140	54	18	14.5	17	4	19.5
M24	× 3	**TC312786**	30	160	60	18	14.5	17	4	21
M27	× 3	**TC312866**	30	160	60	20	16	19	4	24
M30	× 3.5	**TC312946**	35	180	70	22	18	21	4	26.5

▶DIN 371(M2~M10) and DIN 376(M11~M30)
▶* DIN profile not ISO

◎ : Excellent ○ : Good

ISO	P											M			K					
Material Description	Non-alloy steel					Low alloy steel				High alloyed steel, and tool steel		Stainless steel			Grey cast iron		Nodular cast iron		Malleable cast iron	
VDI 3323	1	2	3	4	5	6	7	8	9	10	11	12	13	14	15	16	17	18	19	20
HRc		13	25	28	32	10	29	32	38	15	35	15	23	10	10	26	3	25		21
HB	125	190	250	270	300	180	275	300	350	200	325	200	240	180	180	260	160	250	130	230
Recommended		○	○	○	◎	○	○	◎	◎	○				○						

ISO	N										S							H			
Material Description	Aluminum-wrought alloy		Aluminum-cast, alloyed			Copper and Copper Alloys (Bronze / Brass)			Non Metallic Materials		Heat Resistant Super Alloys					Titanium Alloys		Hardened steel		Chilled Cast Iron	Hardened Cast Iron
VDI 3323	21	22	23	24	25	26	27	28	29	30	31	32	33	34	35	36	37	38	39	40	41
HRc											15	30	25	38	34			55	60	42	55
HB	60	100	75	90	130	110	90	100			200	280	250	350	320	400Rm	1050Rm	550	630	400	550
Recommended											○					○					

YG TAP STEEL

TD312 SERIES

M ISO metric coarse threads DIN 13

Metrisches ISO-Gewinde DIN 13
ISO MÉTRIQUE DIN13
ISO Metrico passo grosso DIN 13

▶ Suitable for tapping blind holes due to special flute geometry and excellent chip evacuation.

▶ Geeignet zum Gewinden von Sacklöchern dank besonderer Nutengeometrie und ausgezeichneter Spanabfuhr.

DIN 371

DIN 376

Hole type
2.5×D

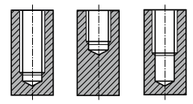

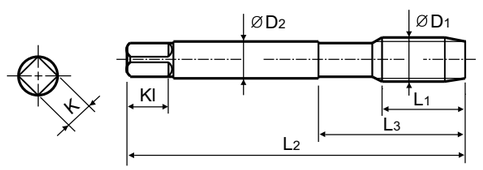

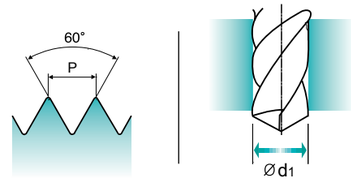

Material groups VG | HSS-E | DIN 371/376 | 6H | 60° | C | TiN | R40

Machine taps
Maschinengewindebohrer

Recommended Cutting Page : P.189

Unit : mm

SIZE	Pitch	EDP No.	Thread Length	Overall Length	Neck Length	Shank Diameter	Square Size	Square Length	No. of Flute	Tapping Drill Diameter
ØD1	P	TiN	L1	L2	L3	ØD2	K	Kl	Z	Ød1
M2	× 0.4	**TD312136**	8	45	13	2.8	2.1	5	3	1.6
M2.2	× 0.45	**TD312156**	8	45	13	2.8	2.1	5	3	1.75
*M2.3	× 0.4	**TD312196**	8	45	13	2.8	2.1	5	3	1.9
M2.5	× 0.45	**TD312176**	9	50	15	2.8	2.1	5	3	2.05
*M2.6	× 0.45	**TD312496**	9	50	15	2.8	2.1	5	3	2.1
M3	× 0.5	**TD312206**	6	56	18	3.5	2.7	6	3	2.5
M3.5	× 0.6	**TD312226**	7	56	20	4	3	6	3	2.9
M4	× 0.7	**TD312246**	7	63	21	4.5	3.4	6	3	3.3
M4.5	× 0.75	**TD312266**	8	70	25	6	4.9	8	3	3.7
M5	× 0.8	**TD312286**	8	70	25	6	4.9	8	3	4.2
M6	× 1	**TD312316**	10	80	30	6	4.9	8	3	5
M7	× 1	**TD312346**	10	80	30	7	5.5	8	3	6
M8	× 1.25	**TD312366**	13	90	35	8	6.2	9	3	6.8
M9	× 1.25	**TD312396**	13	90	35	9	7	10	3	7.8
M10	× 1.5	**TD312426**	15	100	39	10	8	11	3	8.5
M11	× 1.5	**TD312466**	17	100	40	8	6.2	9	3	9.5
M12	× 1.75	**TD312506**	18	110	44	9	7	10	3	10.2
M14	× 2	**TD312546**	20	110	44	11	9	12	3	12
M16	× 2	**TD312606**	20	110	44	12	9	12	3	14
M18	× 2.5	**TD312656**	25	125	50	14	11	14	4	15.5
M20	× 2.5	**TD312706**	25	140	54	16	12	15	4	17.5
M22	× 2.5	**TD312746**	25	140	54	18	14.5	17	4	19.5
M24	× 3	**TD312786**	30	160	60	18	14.5	17	4	21
M27	× 3	**TD312866**	30	160	60	20	16	19	4	24
M30	× 3.5	**TD312946**	35	180	70	22	18	21	4	26.5

▶DIN 371(M2~M10) and DIN 376(M11~M30)
▶* DIN profile not ISO

◎ : Excellent ○ : Good

ISO	P											M			K					
Material Description	Non-alloy steel					Low alloy steel				High alloyed steel, and tool steel		Stainless steel			Grey cast iron		Nodular cast iron		Malleable cast iron	
VDI 3323	1	2	3	4	5	6	7	8	9	10	11	12	13	14	15	16	17	18	19	20
HRc		13	25	28	32	10	29	32	38	15	35	15	23	10	10	26	3	25		21
HB	125	190	250	270	300	180	275	300	350	200	325	200	240	180	180	260	160	250	130	230
Recommended		○	○	○	◎	○	○	◎	◎	○				○						

ISO	N										S							H			
Material Description	Aluminum-wrought alloy		Aluminum-cast, alloyed			Copper and Copper Alloys (Bronze / Brass)			Non Metallic Materials		Heat Resistant Super Alloys					Titanium Alloys		Hardened steel		Chilled Cast Iron	Hardened Cast Iron
VDI 3323	21	22	23	24	25	26	27	28	29	30	31	32	33	34	35	36	37	38	39	40	41
HRc											15	30	25	38	34			55	60	42	55
HB	60	100	75	90	130	110	90	100			200	280	250	350	320	400Rm	1050Rm	550	630	400	550
Recommended											○					○					

CARBIDE
HSS
THREAD MILLS
SYNCHRO TAPS
COMBO TAPS
YG TAP GENERAL
YG TAP STEEL
YG TAP HARDENED
YG TAP INOX
YG TAP CAST IRON
YG TAP ALU
YG TAP Ti Ni
YG TAP FORMING
NUT TAPS
STI TAPS
PIPE TAPS
TECHNICAL DATA

YG TAP STEEL

TB312 SERIES

M ISO metric coarse threads DIN 13

Metrisches ISO-Gewinde DIN 13
ISO MÉTRIQUE DIN13
ISO Metrico passo grosso DIN 13

▶ Suitable for threading blind holes due to excellent chip evacuation of tempered steels or similar work materials.

▶ Geeignet zum Gewinden von Sacklöchern dank ausgezeichneter Spanabfuhr von angelassenen Stählen oder ähnlichen Werkstoffen.

DIN 371

DIN 376

Hole type
2.5×D

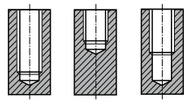

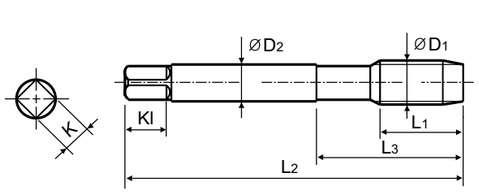

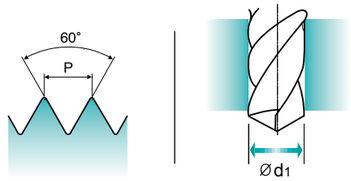

Material groups **VG** | HSS-E | DIN 371/376 | 6H | 60° | C | Vap | R40

Machine taps
Maschinengewindebohrer

Recommended Cutting Page : P.189

Unit : mm

SIZE	Pitch	EDP No.	Thread Length	Overall Length	Neck Length	Shank Diameter	Square Size	Square Length	No. of Flute	Tapping Drill Diameter
ØD1	P	Vap	L1	L2	L3	ØD2	K	Kl	Z	Ød1
M2	× 0.4	**TB312136**	8	45	13	2.8	2.1	5	3	1.6
M2.2	× 0.45	**TB312156**	8	45	13	2.8	2.1	5	3	1.75
*M2.3	× 0.4	**TB312196**	8	45	13	2.8	2.1	5	3	1.9
M2.5	× 0.45	**TB312176**	9	50	15	2.8	2.1	5	3	2.05
*M2.6	× 0.45	**TB312496**	9	50	15	2.8	2.1	5	3	2.1
M3	× 0.5	**TB312206**	6	56	18	3.5	2.7	6	3	2.5
M3.5	× 0.6	**TB312226**	7	56	20	4	3	6	3	2.9
M4	× 0.7	**TB312246**	7	63	21	4.5	3.4	6	3	3.3
M4.5	× 0.75	**TB312266**	8	70	25	6	4.9	8	3	3.7
M5	× 0.8	**TB312286**	8	70	25	6	4.9	8	3	4.2
M6	× 1	**TB312316**	10	80	30	6	4.9	8	3	5
M7	× 1	**TB312346**	10	80	30	7	5.5	8	3	6
M8	× 1.25	**TB312366**	13	90	35	8	6.2	9	3	6.8
M9	× 1.25	**TB312396**	13	90	35	9	7	10	3	7.8
M10	× 1.5	**TB312426**	15	100	39	10	8	11	3	8.5
M11	× 1.5	**TB312466**	17	100	40	8	6.2	12	3	9.5
M12	× 1.75	**TB312506**	18	110	44	9	7	10	3	10.2
M14	× 2	**TB312546**	20	110	44	11	9	12	3	12
M16	× 2	**TB312606**	20	110	44	12	9	12	3	14
M18	× 2.5	**TB312656**	25	125	50	14	11	14	4	15.5
M20	× 2.5	**TB312706**	25	140	54	16	12	15	4	17.5
M22	× 2.5	**TB312746**	25	140	54	18	14.5	17	4	19.5
M24	× 3	**TB312786**	30	160	60	18	14.5	17	4	21
M27	× 3	**TB312866**	30	160	60	20	16	19	4	24
M30	× 3.5	**TB312946**	35	180	70	22	18	21	4	26.5

▶DIN 371(M2~M10) and DIN 376(M11~M30)
▶* DIN profile not ISO

◎ : Excellent ○ : Good

ISO	P											M			K					
Material Description	Non-alloy steel					Low alloy steel				High alloyed steel, and tool steel		Stainless steel			Grey cast iron		Nodular cast iron		Malleable cast iron	
VDI 3323	1	2	3	4	5	6	7	8	9	10	11	12	13	14	15	16	17	18	19	20
HRc		13	25	28	32	10	29	32	38	15	35	15	23	10	10	26	3	25		21
HB	125	190	250	270	300	180	275	300	350	200	325	200	240	180	180	260	160	250	130	230
Recommended		○	○	○	◎	○	○	◎	◎	○				○						

ISO	N										S							H			
Material Description	Aluminum-wrought alloy		Aluminum-cast, alloyed			Copper and Copper Alloys (Bronze / Brass)			Non Metallic Materials		Heat Resistant Super Alloys					Titanium Alloys		Hardened steel		Chilled Cast Iron	Hardened Cast Iron
VDI 3323	21	22	23	24	25	26	27	28	29	30	31	32	33	34	35	36	37	38	39	40	41
HRc											15	30	25	38	34			55	60	42	55
HB	60	100	75	90	130	110	90	100			200	280	250	350	320	400Rm	1050Rm	550	630	400	550
Recommended											○					○					

YG TAP STEEL

TY312 SERIES

M ISO metric coarse threads DIN 13

Metrisches ISO-Gewinde DIN 13
ISO MÉTRIQUE DIN13
ISO Metrico passo grosso DIN 13

▶ Suitable for tapping blind holes due to special flute geometry and excellent chip evacuation.

▶ Geeignet zum Gewinden von Sacklöchern dank besonderer Nutengeometrie und ausgezeichneter Spanabfuhr.

DIN 371

DIN 376

Hole type
2.5×D

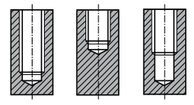

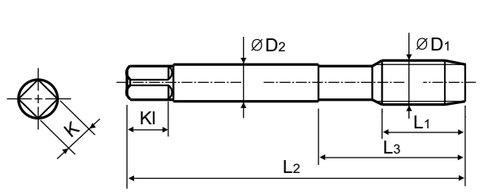

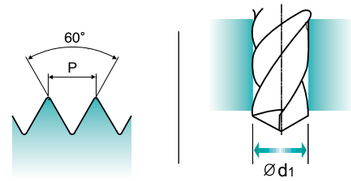

Material groups **VG** | HSS-E | DIN 371/376 | 6H | 60° | C | TiAlN | R40

Machine taps
Maschinengewindebohrer

Recommended Cutting Page : P.189

Unit : mm

SIZE	Pitch	EDP No.	Thread Length	Overall Length	Neck Length	Shank Diameter	Square Size	Square Length	No. of Flute	Tapping Drill Diameter
ØD1	P	TiAlN	L1	L2	L3	ØD2	K	Kl	Z	Ød1
M2	× 0.4	**TY312136**	8	45	13	2.8	2.1	5	3	1.6
M2.2	× 0.45	**TY312156**	8	45	13	2.8	2.1	5	3	1.75
*M2.3	× 0.4	**TY312196**	8	45	13	2.8	2.1	5	3	1.9
M2.5	× 0.45	**TY312176**	9	50	15	2.8	2.1	5	3	2.05
*M2.6	× 0.45	**TY312496**	9	50	15	2.8	2.1	5	3	2.1
M3	× 0.5	**TY312206**	6	56	18	3.5	2.7	6	3	2.5
M3.5	× 0.6	**TY312226**	7	56	20	4	3	6	3	2.9
M4	× 0.7	**TY312246**	7	63	21	4.5	3.4	6	3	3.3
M4.5	× 0.75	**TY312266**	8	70	25	6	4.9	8	3	3.7
M5	× 0.8	**TY312286**	8	70	25	6	4.9	8	3	4.2
M6	× 1	**TY312316**	10	80	30	6	4.9	8	3	5
M7	× 1	**TY312346**	10	80	30	7	5.5	8	3	6
M8	× 1.25	**TY312366**	13	90	35	8	6.2	9	3	6.8
M9	× 1.25	**TY312396**	13	90	35	9	7	10	3	7.8
M10	× 1.5	**TY312426**	15	100	39	10	8	11	3	8.5
M11	× 1.5	**TY312466**	17	100	40	8	6.2	9	3	9.5
M12	× 1.75	**TY312506**	18	110	44	9	7	10	3	10.2
M14	× 2	**TY312546**	20	110	44	11	9	12	3	12
M16	× 2	**TY312606**	20	110	44	12	9	12	3	14
M18	× 2.5	**TY312656**	25	125	50	14	11	14	4	15.5
M20	× 2.5	**TY312706**	25	140	54	16	12	15	4	17.5
M22	× 2.5	**TY312746**	25	140	54	18	14.5	17	4	19.5
M24	× 3	**TY312786**	30	160	60	18	14.5	17	4	21
M27	× 3	**TY312866**	30	160	60	20	16	19	4	24
M30	× 3.5	**TY312946**	35	180	70	22	18	21	4	26.5

▶DIN 371(M2~M10) and DIN 376(M11~M30)
▶* DIN profile not ISO

◎ : Excellent ○ : Good

ISO	P											M			K					
Material Description	Non-alloy steel					Low alloy steel				High alloyed steel, and tool steel		Stainless steel			Grey cast iron		Nodular cast iron		Malleable cast iron	
VDI 3323	1	2	3	4	5	6	7	8	9	10	11	12	13	14	15	16	17	18	19	20
HRc		13	25	28	32	10	29	32	38	15	35	15	23	10	10	26	3	25		21
HB	125	190	250	270	300	180	275	300	350	200	325	200	240	180	180	260	160	250	130	230
Recommended		○	○	○	◎	○	○	◎	◎	○				○						

ISO	N										S							H			
Material Description	Aluminum-wrought alloy		Aluminum-cast, alloyed			Copper and Copper Alloys (Bronze / Brass)			Non Metallic Materials		Heat Resistant Super Alloys					Titanium Alloys		Hardened steel		Chilled Cast Iron	Hardened Cast Iron
VDI 3323	21	22	23	24	25	26	27	28	29	30	31	32	33	34	35	36	37	38	39	40	41
HRc											15	30	25	38	34			55	60	42	55
HB	60	100	75	90	130	110	90	100			200	280	250	350	320	400Rm	1050Rm	550	630	400	550
Recommended											○					○					

CARBIDE
HSS
THREAD MILLS
SYNCHRO TAPS
COMBO TAPS
YG TAP GENERAL
YG TAP STEEL
YG TAP HARDENED
YG TAP INOX
YG TAP CAST IRON
YG TAP ALU
YG TAP Ti Ni
YG TAP FORMING
NUT TAPS
STI TAPS
PIPE TAPS
TECHNICAL DATA

YG TAP STEEL

TC413 SERIES

MF

ISO metric fine threads DIN 13

Metrisches ISO-Feingewinde DIN 13
ISO MÉTRIQUE PAS FINS DIN13
ISO Metrico passo grosso DIN 13

▶ Suitable for tapping blind holes due to special flute geometry and excellent chip evacuation.

▶ Geeignet zum Gewinden von Sacklöchern dank besonderer Nutengeometrie und ausgezeichneter Spanabfuhr.

DIN 374

Hole type
2.5×D

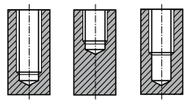

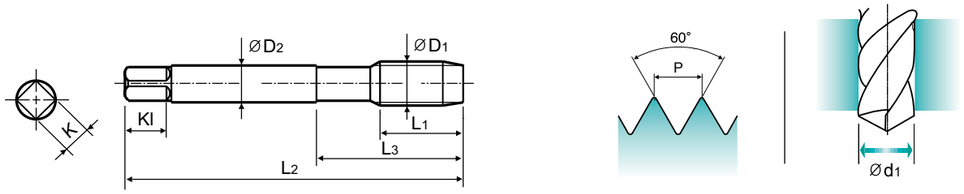

Material groups VG | HSS-E | DIN 374 | 6H | 60° | C | Bright | R40

Machine taps
Maschinengewindebohrer

Recommended Cutting Page : P.189

Unit : mm

SIZE	Pitch	EDP No.	Thread Length	Overall Length	Neck Length	Shank Diameter	Square Size	Square Length	No. of Flute	Tapping Drill Diameter
ØD1	P	Bright	L1	L2	L3	ØD2	K	Kl	Z	Ød1
M4	× 0.5	**TC413256**	5	63	21	2.8	2.1	5	3	3.5
M5	× 0.5	**TC413296**	5	70	25	3.5	2.7	6	3	4.5
M6	× 0.75	**TC413326**	8	80	30	4.5	3.4	6	3	5.2
M6	× 0.5	**TC413336**	5	80	30	4.5	3.4	6	3	5.5
M7	× 0.75	**TC413356**	10	80	30	5.5	4.3	7	3	6.2
M8	× 1	**TC413376**	10	90	36	6	4.9	8	3	7
M8	× 0.75	**TC413386**	8	80	30	6	4.9	8	3	7.2
M10	× 1.25	**TC413436**	16	100	40	7	5.5	8	3	8.8
M10	× 1	**TC413446**	10	90	36	7	5.5	8	3	9
M10	× 0.75	**TC413456**	10	90	36	7	5.5	8	3	9.2
M12	× 1.5	**TC413516**	15	100	40	9	7	10	3	10.5
M12	× 1.25	**TC413526**	15	100	40	9	7	10	3	10.8
M12	× 1	**TC413536**	11	100	40	9	7	10	3	11
M14	× 1.5	**TC413556**	15	100	40	11	9	12	3	12.5
M14	× 1.25	**TC413566**	15	100	40	11	9	12	3	12.8
M16	× 1.5	**TC413616**	15	100	40	12	9	12	3	14.5
M18	× 1.5	**TC413676**	17	110	44	14	11	14	4	16.5
M20	× 1.5	**TC413726**	17	125	50	16	12	15	4	18.5
M22	× 1.5	**TC413766**	17	125	50	18	14.5	17	4	20.5
M24	× 1.5	**TC413806**	20	140	54	18	14.5	17	4	22.5

◎ : Excellent ○ : Good

ISO	P											M			K					
Material Description	Non-alloy steel					Low alloy steel				High alloyed steel, and tool steel		Stainless steel			Grey cast iron		Nodular cast iron		Malleable cast iron	
VDI 3323	1	2	3	4	5	6	7	8	9	10	11	12	13	14	15	16	17	18	19	20
HRc		13	25	28	32	10	29	32	38	15	35	15	23	10	10	26	3	25		21
HB	125	190	250	270	300	180	275	300	350	200	325	200	240	180	180	260	160	250	130	230
Recommended		○	○	○	◎	○	○	◎	◎	○				○						

ISO	N										S							H			
Material Description	Aluminum-wrought alloy		Aluminum-cast, alloyed			Copper and Copper Alloys (Bronze / Brass)			Non Metallic Materials		Heat Resistant Super Alloys					Titanium Alloys		Hardened steel		Chilled Cast Iron	Hardened Cast Iron
VDI 3323	21	22	23	24	25	26	27	28	29	30	31	32	33	34	35	36	37	38	39	40	41
HRc											15	30	25	38	34			55	60	42	55
HB	60	100	75	90	130	110	90	100			200	280	250	350	320	400Rm	1050Rm	550	630	400	550
Recommended											○					○					

YG TAP STEEL

TD413 SERIES

MF

ISO metric fine threads DIN 13

Metrisches ISO-Feingewinde DIN 13
ISO MÉTRIQUE PAS FINS DIN13
ISO Metrico passo grosso DIN 13

▶ Suitable for tapping blind holes due to special flute geometry and excellent chip evacuation.

▶ Geeignet zum Gewinden von Sacklöchern dank besonderer Nutengeometrie und ausgezeichneter Spanabfuhr.

DIN 374

Hole type
2.5×D

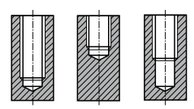

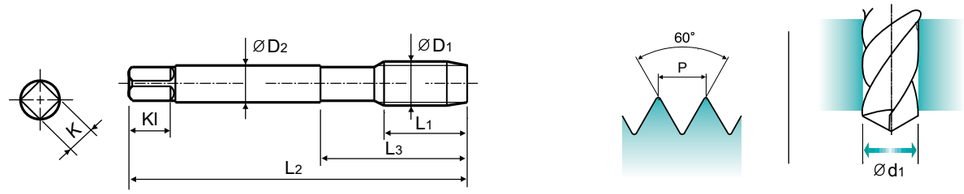

Material groups VG | HSS-E | DIN 374 | 6H | 60° | C | TiN | R40

Machine taps
Maschinengewindebohrer

Recommended Cutting Page : P.189

Unit : mm

SIZE	Pitch	EDP No.	Thread Length	Overall Length	Neck Length	Shank Diameter	Square Size	Square Length	No. of Flute	Tapping Drill Diameter
ØD1	P	TiN	L1	L2	L3	ØD2	K	Kl	Z	Ød1
M4	× 0.5	**TD413256**	5	63	21	2.8	2.1	5	3	3.5
M5	× 0.5	**TD413296**	5	70	25	3.5	2.7	6	3	4.5
M6	× 0.75	**TD413326**	8	80	30	4.5	3.4	6	3	5.2
M6	× 0.5	**TD413336**	5	80	30	4.5	3.4	6	3	5.5
M7	× 0.75	**TD413356**	10	80	30	5.5	4.3	7	3	6.2
M8	× 1	**TD413376**	10	90	36	6	4.9	8	3	7
M8	× 0.75	**TD413386**	8	80	30	6	4.9	8	3	7.2
M10	× 1.25	**TD413436**	16	100	40	7	5.5	8	3	8.8
M10	× 1	**TD413446**	10	90	36	7	5.5	8	3	9
M10	× 0.75	**TD413456**	10	90	36	7	5.5	8	3	9.2
M12	× 1.5	**TD413516**	15	100	40	9	7	10	3	10.5
M12	× 1.25	**TD413526**	15	100	40	9	7	10	3	10.8
M12	× 1	**TD413536**	11	100	40	9	7	10	3	11
M14	× 1.5	**TD413556**	15	100	40	11	9	12	3	12.5
M14	× 1.25	**TD413566**	15	100	40	11	9	12	3	12.8
M16	× 1.5	**TD413616**	15	100	40	12	9	12	3	14.5
M18	× 1.5	**TD413676**	17	110	44	14	11	14	4	16.5
M20	× 1.5	**TD413726**	17	125	50	16	12	15	4	18.5
M22	× 1.5	**TD413766**	17	125	50	18	14.5	17	4	20.5
M24	× 1.5	**TD413806**	20	140	54	18	14.5	17	4	22.5

◎ : Excellent ○ : Good

ISO	P											M			K					
Material Description	Non-alloy steel					Low alloy steel				High alloyed steel, and tool steel		Stainless steel			Grey cast iron		Nodular cast iron		Malleable cast iron	
VDI 3323	1	2	3	4	5	6	7	8	9	10	11	12	13	14	15	16	17	18	19	20
HRc		13	25	28	32	10	29	32	38	15	35	15	23	10	10	26	3	25		21
HB	125	190	250	270	300	180	275	300	350	200	325	200	240	180	180	260	160	250	130	230
Recommended		○	○	○	◎	○	○	◎	◎	○				○						

ISO	N										S							H			
Material Description	Aluminum-wrought alloy		Aluminum-cast, alloyed			Copper and Copper Alloys (Bronze / Brass)			Non Metallic Materials		Heat Resistant Super Alloys					Titanium Alloys		Hardened steel		Chilled Cast Iron	Hardened Cast Iron
VDI 3323	21	22	23	24	25	26	27	28	29	30	31	32	33	34	35	36	37	38	39	40	41
HRc											15	30	25	38	34			55	60	42	55
HB	60	100	75	90	130	110	90	100			200	280	250	350	320	400Rm	1050Rm	550	630	400	550
Recommended											○					○					

CARBIDE
HSS
THREAD MILLS
SYNCHRO TAPS
COMBO TAPS
YG TAP GENERAL
YG TAP STEEL
YG TAP HARDENED
YG TAP INOX
YG TAP CAST IRON
YG TAP ALU
YG TAP Ti Ni
YG TAP FORMING
NUT TAPS
STI TAPS
PIPE TAPS
TECHNICAL DATA

YG TAP STEEL

TC174 SERIES

UNC

Unified coarse threads

Unified Grobgewinde
UNC
Unificato passo grosso

▶ Suitable for tapping blind holes due to special flute geometry and excellent chip evacuation.

▶ Geeignet zum Gewinden von Sacklöchern dank besonderer Nutengeometrie und ausgezeichneter Spanabfuhr.

DIN 371

DIN 376

Hole type
2.5×D

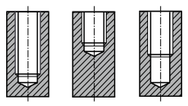

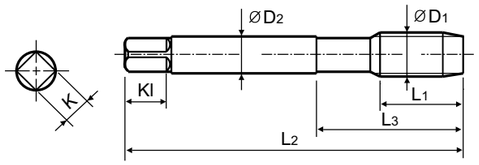

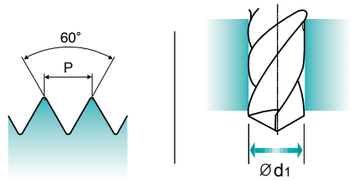

Material groups **VG** | HSS-E | DIN 371/376 | 2B | 60° | C | Bright | R40

Machine taps
Maschinengewindebohrer

Recommended Cutting Page : P.189

Unit : mm

SIZE ØD1	TPI	EDP No. Bright	Thread Length L1	Overall Length L2	Neck Length L3	Shank Diameter ØD2	Square Size K	Square Length Kl	No. of Flute Z	Tapping Drill Diameter Ød1
#4	40UNC	**TC174162**	6	56	18	3.5	2.7	6	3	2.3
#5	40UNC	**TC174202**	7	56	18	3.5	2.7	6	3	2.6
#6	32UNC	**TC174242**	7	56	20	4	3	6	3	2.85
#8	32UNC	**TC174282**	8	63	21	4.5	3.4	6	3	3.5
#10	24UNC	**TC174322**	10	70	25	6	4.9	8	3	3.9
#12	24UNC	**TC174362**	10	80	30	6	4.9	8	3	4.5
1/4	20UNC	**TC174402**	13	80	30	7	5.5	8	3	5.2
5/16	18UNC	**TC174442**	14	90	35	8	6.2	9	3	6.6
3/8	16UNC	**TC174482**	16	100	39	9	7	10	3	8
7/16	14UNC	**TC174522**	17	100	40	8	6.2	9	3	9.4
1/2	13UNC	**TC174562**	20	110	44	9	7	10	3	10.75
9/16	12UNC	**TC174602**	20	110	44	11	9	12	3	12.25
5/8	11UNC	**TC174642**	22	110	44	12	9	12	3	13.5
3/4	10UNC	**TC174702**	25	125	50	14	11	14	4	16.5
7/8	9UNC	**TC174742**	27	140	54	18	14.5	17	4	19.5
1	8UNC	**TC174782**	30	160	60	20	16	19	4	22.25
1-1/8	7UNC	**TC174822**	35	180	65	22	18	21	4	25

▶DIN 371(#4~3/8) and DIN 376(7/16~1-1/8)

◎ : Excellent ○ : Good

ISO	P											M			K					
Material Description	Non-alloy steel					Low alloy steel				High alloyed steel, and tool steel		Stainless steel			Grey cast iron		Nodular cast iron		Malleable cast iron	
VDI 3323	1	2	3	4	5	6	7	8	9	10	11	12	13	14	15	16	17	18	19	20
HRc		13	25	28	32	10	29	32	38	15	35	15	23	10	10	26	3	25		21
HB	125	190	250	270	300	180	275	300	350	200	325	200	240	180	180	260	160	250	130	230
Recommended		○	○	○	◎	○	○	◎	◎	○				○						

ISO	N										S							H			
Material Description	Aluminum-wrought alloy		Aluminum-cast, alloyed			Copper and Copper Alloys (Bronze / Brass)			Non Metallic Materials		Heat Resistant Super Alloys					Titanium Alloys		Hardened steel		Chilled Cast Iron	Hardened Cast Iron
VDI 3323	21	22	23	24	25	26	27	28	29	30	31	32	33	34	35	36	37	38	39	40	41
HRc											15	30	25	38	34			55	60	42	55
HB	60	100	75	90	130	110	90	100			200	280	250	350	320	400Rm	1050Rm	550	630	400	550
Recommended											○					○					

YG TAP STEEL

TD174 SERIES

UNC

Unified coarse threads

Unified Grobgewinde
UNC
Unificato passo grosso

▶ Suitable for tapping blind holes due to special flute geometry and excellent chip evacuation.

▶ Geeignet zum Gewinden von Sacklöchern dank besonderer Nutengeometrie und ausgezeichneter Spanabfuhr.

DIN 371

DIN 376

Hole type
2.5×D

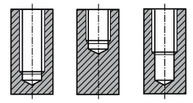

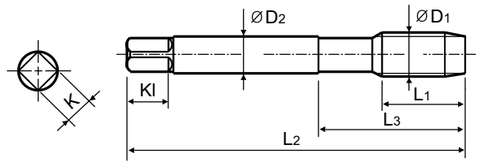

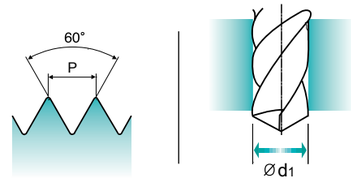

Material groups **VG** | HSS-E | DIN 371/376 | 2B | 60° | C | TiN | R40

Machine taps
Maschinengewindebohrer

Recommended Cutting Page : P.189

Unit : mm

SIZE ØD1	TPI	EDP No. TiN	Thread Length L1	Overall Length L2	Neck Length L3	Shank Diameter ØD2	Square Size K	Square Length Kl	No. of Flute Z	Tapping Drill Diameter Ød1
#4	40UNC	**TD174162**	6	56	18	3.5	2.7	6	3	2.3
#5	40UNC	**TD174202**	7	56	18	3.5	2.7	6	3	2.6
#6	32UNC	**TD174242**	7	56	20	4	3	6	3	2.85
#8	32UNC	**TD174282**	8	63	21	4.5	3.4	6	3	3.5
#10	24UNC	**TD174322**	10	70	25	6	4.9	8	3	3.9
#12	24UNC	**TD174362**	10	80	30	6	4.9	8	3	4.5
1/4	20UNC	**TD174402**	13	80	30	7	5.5	8	3	5.2
5/16	18UNC	**TD174442**	14	90	35	8	6.2	9	3	6.6
3/8	16UNC	**TD174482**	16	100	39	9	7	10	3	8
7/16	14UNC	**TD174522**	17	100	40	8	6.2	9	3	9.4
1/2	13UNC	**TD174562**	20	110	44	9	7	10	3	10.75
9/16	12UNC	**TD174602**	20	110	44	11	9	12	3	12.25
5/8	11UNC	**TD174642**	22	110	44	12	9	12	3	13.5
3/4	10UNC	**TD174702**	25	125	50	14	11	14	4	16.5
7/8	9UNC	**TD174742**	27	140	54	18	14.5	17	4	19.5
1	8UNC	**TD174782**	30	160	60	20	16	19	4	22.25
1-1/8	7UNC	**TD174822**	35	180	65	22	18	21	4	25

▶DIN 371(#4~3/8) and DIN 376(7/16~1-1/8)

◎ : Excellent ○ : Good

ISO	P											M			K					
Material Description	Non-alloy steel					Low alloy steel				High alloyed steel, and tool steel		Stainless steel			Grey cast iron		Nodular cast iron		Malleable cast iron	
VDI 3323	1	2	3	4	5	6	7	8	9	10	11	12	13	14	15	16	17	18	19	20
HRc		13	25	28	32	10	29	32	38	15	35	15	23	10	10	26	3	25		21
HB	125	190	250	270	300	180	275	300	350	200	325	200	240	180	180	260	160	250	130	230
Recommended		○	○	○	◎	○	○	◎	◎	○				○						

ISO	N										S							H			
Material Description	Aluminum-wrought alloy		Aluminum-cast, alloyed			Copper and Copper Alloys (Bronze / Brass)			Non Metallic Materials		Heat Resistant Super Alloys					Titanium Alloys		Hardened steel		Chilled Cast Iron	Hardened Cast Iron
VDI 3323	21	22	23	24	25	26	27	28	29	30	31	32	33	34	35	36	37	38	39	40	41
HRc											15	30	25	38	34			55	60	42	55
HB	60	100	75	90	130	110	90	100			200	280	250	350	320	400Rm	1050Rm	550	630	400	550
Recommended											○					○					

CARBIDE
HSS
THREAD MILLS
SYNCHRO TAPS
COMBO TAPS
YG TAP GENERAL
YG TAP STEEL
YG TAP HARDENED
YG TAP INOX
YG TAP CAST IRON
YG TAP ALU
YG TAP Ti Ni
YG TAP FORMING
NUT TAPS
STI TAPS
PIPE TAPS
TECHNICAL DATA

YG TAP STEEL

TC184 SERIES

UNF

Unified fine threads

Unified Feingewinde
UNF
Unificato passo grosso

▶ Suitable for tapping blind holes due to special flute geometry and excellent chip evacuation.

▶ Geeignet zum Gewinden von Sacklöchern dank besonderer Nutengeometrie und ausgezeichneter Spanabfuhr.

DIN 371

DIN 374

Hole type
2.5×D

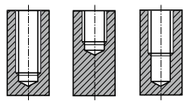

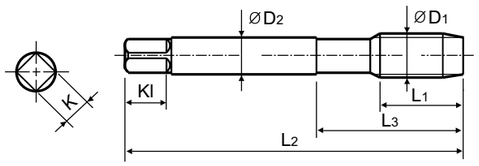

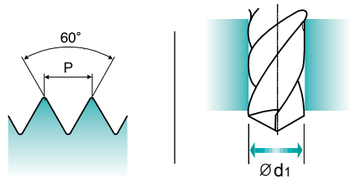

Material groups **VG** | HSS-E | DIN 371/374 | 2B | 60° | C | Bright | R40

Machine taps
Maschinengewindebohrer

Recommended Cutting Page : P.189

Unit : mm

SIZE	TPI	EDP No.	Thread Length	Overall Length	Neck Length	Shank Diameter	Square Size	Square Length	No. of Flute	Tapping Drill Diameter
ØD1		Bright	L1	L2	L3	ØD2	K	Kl	Z	Ød1
#4	- 48UNF	**TC184182**	6	56	18	3.5	2.7	6	3	2.4
#5	- 44UNF	**TC184222**	7	56	18	3.5	2.7	6	3	2.7
#6	- 40UNF	**TC184262**	7	56	20	4	3	6	3	3
#8	- 36UNF	**TC184302**	8	63	21	4.5	3.4	6	3	3.5
#10	- 32UNF	**TC184342**	10	70	25	6	4.9	8	3	4.1
#12	- 28UNF	**TC184382**	10	80	30	6	4.9	8	3	4.7
1/4	- 28UNF	**TC184422**	10	80	30	7	5.5	8	3	5.5
5/16	- 24UNF	**TC184462**	10	90	35	8	6.2	9	3	6.9
3/8	- 24UNF	**TC184502**	10	100	39	9	7	10	3	8.5
7/16	- 20UNF	**TC184542**	13	100	40	8	6.2	9	3	9.9
1/2	- 20UNF	**TC184582**	13	100	40	9	7	10	3	11.5
9/16	- 18UNF	**TC184622**	15	100	40	11	9	12	3	12.9
5/8	- 18UNF	**TC184662**	15	100	40	12	9	12	3	14.5
3/4	- 16UNF	**TC184722**	17	110	44	14	11	14	4	17.5
7/8	- 14UNF	**TC184762**	17	125	50	18	14.5	17	4	20.5
1	- 12UNF	**TC184802**	20	140	54	18	14.5	17	4	23.25
1-1/8	- 12UNF	**TC184842**	22	150	60	22	18	21	4	26.5

▶DIN 371(#4~3/8) and DIN 374(7/16~1-1/8)

◎ : Excellent ○ : Good

ISO	P											M			K					
Material Description	Non-alloy steel					Low alloy steel				High alloyed steel, and tool steel		Stainless steel			Grey cast iron		Nodular cast iron		Malleable cast iron	
VDI 3323	1	2	3	4	5	6	7	8	9	10	11	12	13	14	15	16	17	18	19	20
HRc		13	25	28	32	10	29	32	38	15	35	15	23	10	10	26	3	25		21
HB	125	190	250	270	300	180	275	300	350	200	325	200	240	180	180	260	160	250	130	230
Recommended		○	○	○	◎	○	○	◎	◎	○				○						

ISO	N										S							H			
Material Description	Aluminum-wrought alloy		Aluminum-cast, alloyed			Copper and Copper Alloys (Bronze / Brass)			Non Metallic Materials		Heat Resistant Super Alloys					Titanium Alloys		Hardened steel		Chilled Cast Iron	Hardened Cast Iron
VDI 3323	21	22	23	24	25	26	27	28	29	30	31	32	33	34	35	36	37	38	39	40	41
HRc											15	30	25	38	34			55	60	42	55
HB	60	100	75	90	130	110	90	100			200	280	250	350	320	400Rm	1050Rm	550	630	400	550
Recommended											○					○					

YG TAP STEEL

TB913 SERIES

M

ISO metric coarse threads DIN 13

Metrisches ISO-Gewinde DIN 13
ISO MÉTRIQUE DIN13
ISO Metrico passo grosso DIN 13

▶ With recessed threads for machine tapping of deep blind holes.
▶ Suitable for tapping blind holes due to special flute geometry and excellent chip evacuation.

▶ Mit abgesetztem Gewinde zum Schneiden von tiefen Sacklochgewinden.
▶ Geeignet zum Gewinden von Sacklöchern dank besonderer Nutengeometrie und ausgezeichneter Spanabfuhr.

DIN 371

DIN 376

Hole type
2.5×D

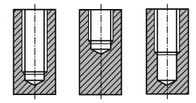

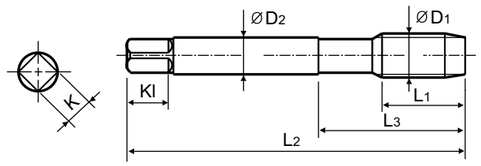

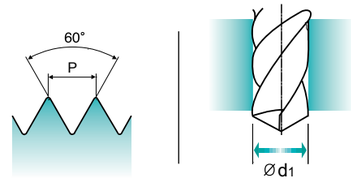

Material groups **VG** | HSS-E | DIN 371/376 | 6H | 60° | C | Vap | R40

Machine taps
Maschinengewindebohrer

Recommended Cutting Page : P.189

Unit : mm

SIZE	Pitch	EDP No.	Thread Length	Overall Length	Neck Length	Shank Diameter	Square Size	Square Length	No. of Flute	Tapping Drill Diameter
ØD1	P	Vap	L1	L2	L3	ØD2	K	Kl	Z	Ød1
M2	× 0.4	**TB913136**	8	45	13	2.8	2.1	5	3	1.6
M2.2	× 0.45	**TB913156**	8	45	13	2.8	2.1	5	3	1.75
*M2.3	× 0.4	**TB913196**	8	45	13	2.8	2.1	5	3	1.9
M2.5	× 0.45	**TB913176**	9	50	15	2.8	2.1	5	3	2.05
*M2.6	× 0.45	**TB913496**	9	50	15	2.8	2.1	5	3	2.1
M3	× 0.5	**TB913206**	6	56	18	3.5	2.7	6	3	2.5
M3.5	× 0.6	**TB913226**	7	56	20	4	3	6	3	2.9
M4	× 0.7	**TB913246**	7	63	21	4.5	3.4	6	3	3.3
M4.5	× 0.75	**TB913266**	8	70	25	6	4.9	8	3	3.7
M5	× 0.8	**TB913286**	8	70	25	6	4.9	8	3	4.2
M6	× 1	**TB913316**	10	80	30	6	4.9	8	3	5
M7	× 1	**TB913346**	10	80	30	7	5.5	8	3	6
M8	× 1.25	**TB913366**	13	90	35	8	6.2	9	3	6.8
M9	× 1.25	**TB913396**	13	90	35	9	7	10	3	7.8
M10	× 1.5	**TB913426**	15	100	39	10	8	11	3	8.5
M11	× 1.5	**TB913466**	17	100	40	8	6.2	9	3	9.5
M12	× 1.75	**TB913506**	18	110	44	9	7	10	3	10.2
M14	× 2	**TB913546**	20	110	44	11	9	12	3	12
M16	× 2	**TB913606**	20	110	44	12	9	12	3	14
M18	× 2.5	**TB913656**	25	125	50	14	11	14	4	15.5
M20	× 2.5	**TB913706**	25	140	54	16	12	15	4	17.5
M22	× 2.5	**TB913746**	25	140	54	18	14.5	17	4	19.5
M24	× 3	**TB913786**	30	160	60	18	14.5	17	4	21
M27	× 3	**TB913866**	30	160	60	20	16	19	4	24
M30	× 3.5	**TB913946**	35	180	70	22	18	21	4	26.5

▶DIN 371(M2~M10) and DIN 376(M11~M30)
▶* DIN profile not ISO

◎ : Excellent ○ : Good

ISO	P											M			K					
Material Description	Non-alloy steel					Low alloy steel				High alloyed steel, and tool steel		Stainless steel			Grey cast iron		Nodular cast iron		Malleable cast iron	
VDI 3323	1	2	3	4	5	6	7	8	9	10	11	12	13	14	15	16	17	18	19	20
HRc		13	25	28	32	10	29	32	38	15	35	15	23	10	10	26	3	25		21
HB	125	190	250	270	300	180	275	300	350	200	325	200	240	180	180	260	160	250	130	230
Recommended		○	○	○	◎	○	○	◎	◎	○				○						

ISO	N										S							H			
Material Description	Aluminum-wrought alloy		Aluminum-cast, alloyed			Copper and Copper Alloys (Bronze / Brass)			Non Metallic Materials		Heat Resistant Super Alloys					Titanium Alloys		Hardened steel		Chilled Cast Iron	Hardened Cast Iron
VDI 3323	21	22	23	24	25	26	27	28	29	30	31	32	33	34	35	36	37	38	39	40	41
HRc											15	30	25	38	34			55	60	42	55
HB	60	100	75	90	130	110	90	100			200	280	250	350	320	400Rm	1050Rm	550	630	400	550
Recommended											○					○					

CARBIDE
HSS
THREAD MILLS
SYNCHRO TAPS
COMBO TAPS
YG TAP GENERAL
YG TAP STEEL
YG TAP HARDENED
YG TAP INOX
YG TAP CAST IRON
YG TAP ALU
YG TAP Ti Ni
YG TAP FORMING
NUT TAPS
STI TAPS
PIPE TAPS
TECHNICAL DATA

YG TAP STEEL

TQ863 SERIES

M ISO metric coarse threads DIN 13

Metrisches ISO-Gewinde DIN 13
ISO MÉTRIQUE DIN13
ISO Metrico passo grosso DIN 13

▶ Suitable for through hole in more cutting speed than other taps due to thick web and the best substrate.

▶ Geeignet für Durchgangslöcher in höherer Schnittgeschwindigkeit als bei anderen Gewindebohrern dank größerer Kerndicke und bestem Werkstoff.

DIN 371

DIN 376

Hole type
3.0×D

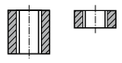

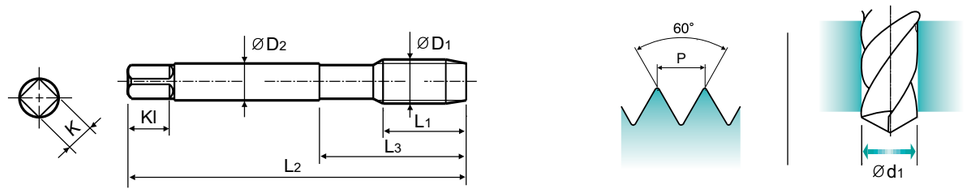

Material groups **VG** | HSS-PM | DIN 371/376 | 6H | 60° | B | Vap

Machine taps
Maschinengewindebohrer

Recommended Cutting Page : P.189

Unit : mm

SIZE	Pitch	EDP No.	Thread Length	Overall Length	Neck Length	Shank Diameter	Square Size	Square Length	No. of Flute	Tapping Drill Diameter
ØD1	P	Vap	L1	L2	L3	ØD2	K	Kl	Z	Ød1
M2	× 0.4	**TQ863136**	8	45	13	2.8	2.1	5	3	1.6
M2.2	× 0.45	**TQ863156**	8	45	13	2.8	2.1	5	3	1.75
M2.5	× 0.45	**TQ863176**	9	50	15	2.8	2.1	5	3	2.05
M3	× 0.5	**TQ863206**	11	56	18	3.5	2.7	6	3	2.5
M3.5	× 0.6	**TQ863226**	12	56	20	4	3	6	3	2.9
M4	× 0.7	**TQ863246**	13	63	21	4.5	3.4	6	3	3.3
M4.5	× 0.75	**TQ863266**	14	70	25	6	4.9	8	3	3.7
M5	× 0.8	**TQ863286**	15	70	25	6	4.9	8	3	4.2
M6	× 1	**TQ863316**	17	80	30	6	4.9	8	3	5
M7	× 1	**TQ863346**	17	80	30	7	5.5	8	3	6
M8	× 1.25	**TQ863366**	20	90	35	8	6.2	9	3	6.8
M10	× 1.5	**TQ863426**	22	100	39	10	8	11	3	8.5
M12	× 1.75	**TQ863506**	24	110	44	9	7	10	3	10.2

▶DIN 371(M2~M10) and DIN 376(M12)

◎ : Excellent ○ : Good

ISO	P											M			K					
Material Description	Non-alloy steel					Low alloy steel				High alloyed steel, and tool steel		Stainless steel			Grey cast iron		Nodular cast iron		Malleable cast iron	
VDI 3323	1	2	3	4	5	6	7	8	9	10	11	12	13	14	15	16	17	18	19	20
HRc		13	25	28	32	10	29	32	38	15	35	15	23	10	10	26	3	25		21
HB	125	190	250	270	300	180	275	300	350	200	325	200	240	180	180	260	160	250	130	230
Recommended		○	○	○	◎	○	○	◎	◎	○		○	○	○						

ISO	N										S							H			
Material Description	Aluminum-wrought alloy		Aluminum-cast, alloyed			Copper and Copper Alloys (Bronze / Brass)			Non Metallic Materials		Heat Resistant Super Alloys					Titanium Alloys		Hardened steel		Chilled Cast Iron	Hardened Cast Iron
VDI 3323	21	22	23	24	25	26	27	28	29	30	31	32	33	34	35	36	37	38	39	40	41
HRc											15	30	25	38	34			55	60	42	55
HB	60	100	75	90	130	110	90	100			200	280	250	350	320	400Rm	1050Rm	550	630	400	550
Recommended											○					○					

YG TAP STEEL

TR863 SERIES

M ISO metric coarse threads DIN 13

Metrisches ISO-Gewinde DIN 13
ISO MÉTRIQUE DIN13
ISO Metrico passo grosso DIN 13

▶ Suitable for through hole in more cutting speed than other taps due to thick web and the best substrate.

▶ Geeignet für Durchgangslöcher in höherer Schnittgeschwindigkeit als bei anderen Gewindebohrern dank größerer Kerndicke und bestem Werkstoff.

DIN 371

DIN 376

Hole type
3.0×D

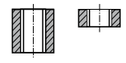

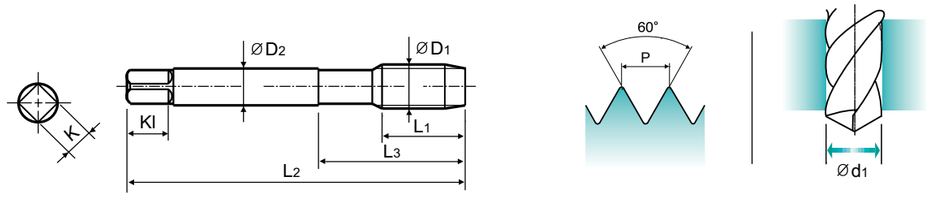

Material groups **VG** | HSS-PM | DIN 371/376 | 6H | 60° | B | Bright

Machine taps
Maschinengewindebohrer

Recommended Cutting Page : P.189

Unit : mm

SIZE	Pitch	EDP No.	Thread Length	Overall Length	Neck Length	Shank Diameter	Square Size	Square Length	No. of Flute	Tapping Drill Diameter
ØD1	P	Bright	L1	L2	L3	ØD2	K	Kl	Z	Ød1
M2	× 0.4	**TR863136**	8	45	13	2.8	2.1	5	3	1.6
M2.2	× 0.45	**TR863156**	8	45	13	2.8	2.1	5	3	1.75
M2.5	× 0.45	**TR863176**	9	50	15	2.8	2.1	5	3	2.05
M3	× 0.5	**TR863206**	11	56	18	3.5	2.7	6	3	2.5
M3.5	× 0.6	**TR863226**	12	56	20	4	3	6	3	2.9
M4	× 0.7	**TR863246**	13	63	21	4.5	3.4	6	3	3.3
M4.5	× 0.75	**TR863266**	14	70	25	6	4.9	8	3	3.7
M5	× 0.8	**TR863286**	15	70	25	6	4.9	8	3	4.2
M6	× 1	**TR863316**	17	80	30	6	4.9	8	3	5
M7	× 1	**TR863346**	17	80	30	7	5.5	8	3	6
M8	× 1.25	**TR863366**	20	90	35	8	6.2	9	3	6.8
M10	× 1.5	**TR863426**	22	100	39	10	8	11	3	8.5
M12	× 1.75	**TR863506**	24	110	44	9	7	10	3	10.2

▶DIN 371(M2~M10) and DIN 376(M12)

◎ : Excellent ○ : Good

ISO	P											M			K					
Material Description	Non-alloy steel					Low alloy steel				High alloyed steel, and tool steel		Stainless steel			Grey cast iron		Nodular cast iron		Malleable cast iron	
VDI 3323	1	2	3	4	5	6	7	8	9	10	11	12	13	14	15	16	17	18	19	20
HRc		13	25	28	32	10	29	32	38	15	35	15	23	10	10	26	3	25		21
HB	125	190	250	270	300	180	275	300	350	200	325	200	240	180	180	260	160	250	130	230
Recommended		○	○	○	◎	○	○	◎	◎	○		○	○	○						

ISO	N										S							H			
Material Description	Aluminum-wrought alloy		Aluminum-cast, alloyed			Copper and Copper Alloys (Bronze / Brass)			Non Metallic Materials		Heat Resistant Super Alloys					Titanium Alloys		Hardened steel		Chilled Cast Iron	Hardened Cast Iron
VDI 3323	21	22	23	24	25	26	27	28	29	30	31	32	33	34	35	36	37	38	39	40	41
HRc											15	30	25	38	34			55	60	42	55
HB	60	100	75	90	130	110	90	100			200	280	250	350	320	400Rm	1050Rm	550	630	400	550
Recommended											○					○					

CARBIDE
HSS
THREAD MILLS
SYNCHRO TAPS
COMBO TAPS
YG TAP GENERAL
YG TAP STEEL
YG TAP HARDENED
YG TAP INOX
YG TAP CAST IRON
YG TAP ALU
YG TAP Ti Ni
YG TAP FORMING
NUT TAPS
STI TAPS
PIPE TAPS
TECHNICAL DATA

YG TAP STEEL

TC422 SERIES

M ISO metric coarse threads DIN 13

Metrisches ISO-Gewinde DIN 13
ISO MÉTRIQUE DIN13
ISO Metrico passo grosso DIN 13

▶ Suitable for through hole in more cutting speed than other taps due to thick web.

▶ Geeignet für Durchgangslöcher in höherer Schnittgeschwindigkeit als bei anderen Gewindebohrern dank größerer Kerndicke.

DIN 371

DIN 376

Hole type
3.0×D

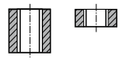

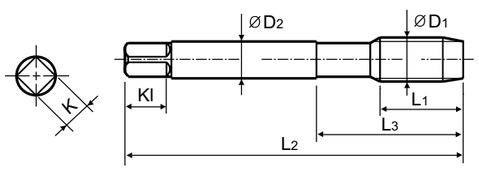

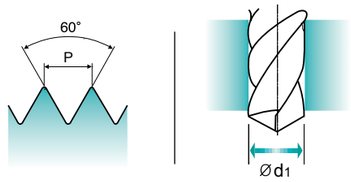

Material groups **VG** | HSS-E | DIN 371/376 | 6H | 60° | B | Bright

Machine taps
Maschinengewindebohrer

Recommended Cutting Page : P.189

Unit : mm

SIZE	Pitch	EDP No.	Thread Length	Overall Length	Neck Length	Shank Diameter	Square Size	Square Length	No. of Flute	Tapping Drill Diameter
ØD1	P	Bright	L1	L2	L3	ØD2	K	Kl	Z	Ød1
M2	× 0.4	**TC422136**	8	45	13	2.8	2.1	5	3	1.6
M2.2	× 0.45	**TC422156**	8	45	13	2.8	2.1	5	3	1.75
*M2.3	× 0.4	**TC422196**	8	45	13	2.8	2.1	5	3	1.9
M2.5	× 0.45	**TC422176**	9	50	15	2.8	2.1	5	3	2.05
*M2.6	× 0.45	**TC422496**	9	50	15	2.8	2.1	5	3	2.1
M3	× 0.5	**TC422206**	11	56	18	3.5	2.7	6	3	2.5
M3.5	× 0.6	**TC422226**	12	56	20	4	3	6	3	2.9
M4	× 0.7	**TC422246**	13	63	21	4.5	3.4	6	3	3.3
M4.5	× 0.75	**TC422266**	14	70	25	6	4.9	8	3	3.7
M5	× 0.8	**TC422286**	15	70	25	6	4.9	8	3	4.2
M6	× 1	**TC422316**	17	80	30	6	4.9	8	3	5
M7	× 1	**TC422346**	17	80	30	7	5.5	8	3	6
M8	× 1.25	**TC422366**	20	90	35	8	6.2	9	3	6.8
M9	× 1.25	**TC422396**	20	90	35	9	7	10	3	7.8
M10	× 1.5	**TC422426**	22	100	39	10	8	11	3	8.5
M11	× 1.5	**TC422466**	22	100	40	8	6.2	9	3	9.5
M12	× 1.75	**TC422506**	24	110	44	9	7	10	3	10.2
M14	× 2	**TC422546**	26	110	44	11	9	12	3	12
M16	× 2	**TC422606**	27	110	44	12	9	12	3	14
M18	× 2.5	**TC422656**	30	125	50	14	11	14	4	15.5
M20	× 2.5	**TC422706**	32	140	54	16	12	15	4	17.5
M22	× 2.5	**TC422746**	32	140	54	18	14.5	17	4	19.5
M24	× 3	**TC422786**	34	160	60	18	14.5	17	4	21
M27	× 3	**TC422866**	36	160	60	20	16	19	4	24
M30	× 3.5	**TC422946**	40	180	70	22	18	21	4	26.5

▶DIN 371(M2~M10) and DIN 376(M11~M30)
▶* DIN profile not ISO

◎ : Excellent ○ : Good

ISO	P											M			K					
Material Description	Non-alloy steel					Low alloy steel				High alloyed steel, and tool steel		Stainless steel			Grey cast iron		Nodular cast iron		Malleable cast iron	
VDI 3323	1	2	3	4	5	6	7	8	9	10	11	12	13	14	15	16	17	18	19	20
HRc		13	25	28	32	10	29	32	38	15	35	15	23	10	10	26	3	25		21
HB	125	190	250	270	300	180	275	300	350	200	325	200	240	180	180	260	160	250	130	230
Recommended		○	○	○	◎	○	○	◎	◎	○		○	○	○						

ISO	N										S							H			
Material Description	Aluminum-wrought alloy		Aluminum-cast, alloyed			Copper and Copper Alloys (Bronze / Brass)			Non Metallic Materials		Heat Resistant Super Alloys					Titanium Alloys		Hardened steel		Chilled Cast Iron	Hardened Cast Iron
VDI 3323	21	22	23	24	25	26	27	28	29	30	31	32	33	34	35	36	37	38	39	40	41
HRc											15	30	25	38	34			55	60	42	55
HB	60	100	75	90	130	110	90	100			200	280	250	350	320	400Rm	1050Rm	550	630	400	550
Recommended											○					○					

YG TAP STEEL

TD422 SERIES

M ISO metric coarse threads DIN 13

Metrisches ISO-Gewinde DIN 13
ISO MÉTRIQUE DIN13
ISO Metrico passo grosso DIN 13

▶ Suitable for through hole in more cutting speed than other taps due to thick web.

▶ Geeignet für Durchgangslöcher in höherer Schnittgeschwindigkeit als bei anderen Gewindebohrern dank größerer Kerndicke.

DIN 371

DIN 376

Hole type
3.0×D

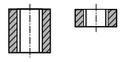

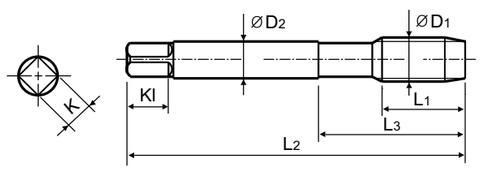

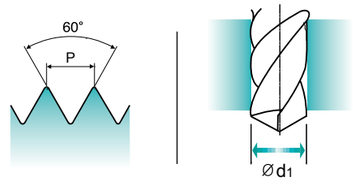

Material groups **VG** | HSS-E | DIN 371/376 | 6H | 60° | B | TiN

Machine taps
Maschinengewindebohrer

Recommended Cutting Page : P.189

Unit : mm

SIZE	Pitch	EDP No.	Thread Length	Overall Length	Neck Length	Shank Diameter	Square Size	Square Length	No. of Flute	Tapping Drill Diameter
ØD1	P	TiN	L1	L2	L3	ØD2	K	Kl	Z	Ød1
M2	× 0.4	**TD422136**	8	45	13	2.8	2.1	5	3	1.6
M2.2	× 0.45	**TD422156**	8	45	13	2.8	2.1	5	3	1.75
*M2.3	× 0.4	**TD422196**	8	45	13	2.8	2.1	5	3	1.9
M2.5	× 0.45	**TD422176**	9	50	15	2.8	2.1	5	3	2.05
*M2.6	× 0.45	**TD422496**	9	50	15	2.8	2.1	5	3	2.1
M3	× 0.5	**TD422206**	11	56	18	3.5	2.7	6	3	2.5
M3.5	× 0.6	**TD422226**	12	56	20	4	3	6	3	2.9
M4	× 0.7	**TD422246**	13	63	21	4.5	3.4	6	3	3.3
M4.5	× 0.75	**TD422266**	14	70	25	6	4.9	8	3	3.7
M5	× 0.8	**TD422286**	15	70	25	6	4.9	8	3	4.2
M6	× 1	**TD422316**	17	80	30	6	4.9	8	3	5
M7	× 1	**TD422346**	17	80	30	7	5.5	8	3	6
M8	× 1.25	**TD422366**	20	90	35	8	6.2	9	3	6.8
M9	× 1.25	**TD422396**	20	90	35	9	7	10	3	7.8
M10	× 1.5	**TD422426**	22	100	39	10	8	11	3	8.5
M11	× 1.5	**TD422466**	22	100	40	8	6.2	9	3	9.5
M12	× 1.75	**TD422506**	24	110	44	9	7	10	3	10.2
M14	× 2	**TD422546**	26	110	44	11	9	12	3	12
M16	× 2	**TD422606**	27	110	44	12	9	12	3	14
M18	× 2.5	**TD422656**	30	125	50	14	11	14	4	15.5
M20	× 2.5	**TD422706**	32	140	54	16	12	15	4	17.5
M22	× 2.5	**TD422746**	32	140	54	18	14.5	17	4	19.5
M24	× 3	**TD422786**	34	160	60	18	14.5	17	4	21
M27	× 3	**TD422866**	36	160	60	20	16	19	4	24
M30	× 3.5	**TD422946**	40	180	70	22	18	21	4	26.5

▶DIN 371(M2~M10) and DIN 376(M11~M30)
▶* DIN profile not ISO

◎ : Excellent ○ : Good

ISO	P											M			K					
Material Description	Non-alloy steel					Low alloy steel				High alloyed steel, and tool steel		Stainless steel			Grey cast iron		Nodular cast iron		Malleable cast iron	
VDI 3323	1	2	3	4	5	6	7	8	9	10	11	12	13	14	15	16	17	18	19	20
HRc		13	25	28	32	10	29	32	38	15	35	15	23	10	10	26	3	25		21
HB	125	190	250	270	300	180	275	300	350	200	325	200	240	180	180	260	160	250	130	230
Recommended		○	○	○	◎	○	○	◎	◎	○		○	○	○						

ISO	N										S							H			
Material Description	Aluminum-wrought alloy		Aluminum-cast, alloyed			Copper and Copper Alloys (Bronze / Brass)			Non Metallic Materials		Heat Resistant Super Alloys					Titanium Alloys		Hardened steel		Chilled Cast Iron	Hardened Cast Iron
VDI 3323	21	22	23	24	25	26	27	28	29	30	31	32	33	34	35	36	37	38	39	40	41
HRc											15	30	25	38	34			55	60	42	55
HB	60	100	75	90	130	110	90	100			200	280	250	350	320	400Rm	1050Rm	550	630	400	550
Recommended											○					○					

CARBIDE
HSS
THREAD MILLS
SYNCHRO TAPS
COMBO TAPS
YG TAP GENERAL
YG TAP STEEL
YG TAP HARDENED
YG TAP INOX
YG TAP CAST IRON
YG TAP ALU
YG TAP Ti Ni
YG TAP FORMING
NUT TAPS
STI TAPS
PIPE TAPS
TECHNICAL DATA

YG TAP STEEL

TE422 SERIES

M ISO metric coarse threads DIN 13

Metrisches ISO-Gewinde DIN 13
ISO MÉTRIQUE DIN13
ISO Metrico passo grosso DIN 13

▶ Recommended for tapping abrasive materials due to nitriding, not suitable for tapping tough or high strength materials.

▶ Empfohlen für das Gewindeschneiden verschleißfordernder Werkstoffe wegen der Nitrierung; nicht geeignet für das Gewinden zaher oder hochfester Werkstoffe.

DIN 371

DIN 376

Hole type
3.0×D

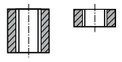

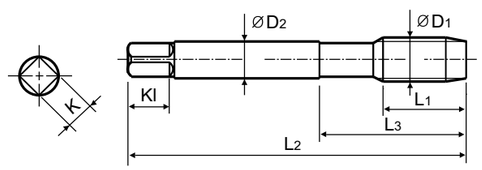

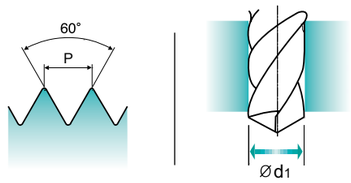

Material groups **VG** | HSS-E | DIN 371/376 | 6H | 60° | B | NI

Machine taps
Maschinengewindebohrer

Recommended Cutting Page : P.189

Unit : mm

SIZE	Pitch	EDP No.	Thread Length	Overall Length	Neck Length	Shank Diameter	Square Size	Square Length	No. of Flute	Tapping Drill Diameter
ØD1	P	Ni	L1	L2	L3	ØD2	K	Kl	Z	Ød1
M2	× 0.4	**TE422136**	8	45	13	2.8	2.1	5	3	1.6
M2.2	× 0.45	**TE422156**	8	45	13	2.8	2.1	5	3	1.75
*M2.3	× 0.4	**TE422196**	8	45	13	2.8	2.1	5	3	1.9
M2.5	× 0.45	**TE422176**	9	50	15	2.8	2.1	5	3	2.05
*M2.6	× 0.45	**TE422496**	9	50	15	2.8	2.1	5	3	2.1
M3	× 0.5	**TE422206**	11	56	18	3.5	2.7	6	3	2.5
M3.5	× 0.6	**TE422226**	12	56	20	4	3	6	3	2.9
M4	× 0.7	**TE422246**	13	63	21	4.5	3.4	6	3	3.3
M4.5	× 0.75	**TE422266**	14	70	25	6	4.9	8	3	3.7
M5	× 0.8	**TE422286**	15	70	25	6	4.9	8	3	4.2
M6	× 1	**TE422316**	17	80	30	6	4.9	8	3	5
M7	× 1	**TE422346**	17	80	30	7	5.5	8	3	6
M8	× 1.25	**TE422366**	20	90	35	8	6.2	9	3	6.8
M9	× 1.25	**TE422396**	20	90	35	9	7	10	3	7.8
M10	× 1.5	**TE422426**	22	100	39	10	8	11	3	8.5
M11	× 1.5	**TE422466**	22	100	40	8	6.2	9	3	9.5
M12	× 1.75	**TE422506**	24	110	44	9	7	10	3	10.2
M14	× 2	**TE422546**	26	110	44	11	9	12	3	12
M16	× 2	**TE422606**	27	110	44	12	9	12	3	14
M18	× 2.5	**TE422656**	30	125	50	14	11	14	4	15.5
M20	× 2.5	**TE422706**	32	140	54	16	12	15	4	17.5
M22	× 2.5	**TE422746**	32	140	54	18	14.5	17	4	19.5
M24	× 3	**TE422786**	34	160	60	18	14.5	17	4	21
M27	× 3	**TE422866**	36	160	60	20	16	19	4	24
M30	× 3.5	**TE422946**	40	180	70	22	18	21	4	26.5

▶DIN 371(M2~M10) and DIN 376(M11~M30)
▶* DIN profile not ISO

◎ : Excellent ○ : Good

ISO	P											M			K					
Material Description	Non-alloy steel					Low alloy steel				High alloyed steel, and tool steel		Stainless steel			Grey cast iron		Nodular cast iron		Malleable cast iron	
VDI 3323	1	2	3	4	5	6	7	8	9	10	11	12	13	14	15	16	17	18	19	20
HRc		13	25	28	32	10	29	32	38	15	35	15	23	10	10	26	3	25		21
HB	125	190	250	270	300	180	275	300	350	200	325	200	240	180	180	260	160	250	130	230
Recommended		○	○	○	◎	○	○	◎	◎	○		○	○	○						

ISO	N										S							H			
Material Description	Aluminum-wrought alloy		Aluminum-cast, alloyed			Copper and Copper Alloys (Bronze / Brass)			Non Metallic Materials		Heat Resistant Super Alloys					Titanium Alloys		Hardened steel		Chilled Cast Iron	Hardened Cast Iron
VDI 3323	21	22	23	24	25	26	27	28	29	30	31	32	33	34	35	36	37	38	39	40	41
HRc											15	30	25	38	34			55	60	42	55
HB	60	100	75	90	130	110	90	100			200	280	250	350	320	400Rm	1050Rm	550	630	400	550
Recommended											○					○					

YG TAP STEEL

TY422 SERIES

M ISO metric coarse threads DIN 13

Metrisches ISO-Gewinde DIN 13
ISO MÉTRIQUE DIN13
ISO Metrico passo grosso DIN 13

▶ Suitable for through hole in more cutting speed than other taps due to thick web.

▶ Geeignet für Durchgangslöcher in höherer Schnittgeschwindigkeit als bei anderen Gewindebohrern dank größerer Kerndicke.

DIN 371

DIN 376

Hole type
3.0×D

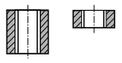

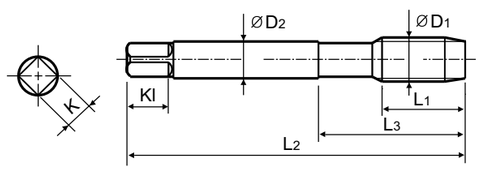

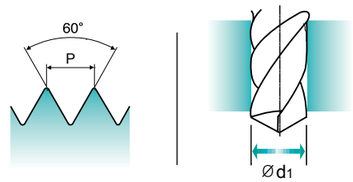

Material groups **VG** | HSS-E | DIN 371/376 | 6H | 60° | B | TiAlN

Machine taps
Maschinengewindebohrer

Recommended Cutting Page : P.189

Unit : mm

SIZE	Pitch	EDP No.	Thread Length	Overall Length	Neck Length	Shank Diameter	Square Size	Square Length	No. of Flute	Tapping Drill Diameter
ØD1	P	TiAlN	L1	L2	L3	ØD2	K	Kl	Z	Ød1
M2	× 0.4	**TY422136**	8	45	13	2.8	2.1	5	3	1.6
M2.2	× 0.45	**TY422156**	8	45	13	2.8	2.1	5	3	1.75
*M2.3	× 0.4	**TY422196**	8	45	13	2.8	2.1	5	3	1.9
M2.5	× 0.45	**TY422176**	9	50	15	2.8	2.1	5	3	2.05
*M2.6	× 0.45	**TY422496**	9	50	15	2.8	2.1	5	3	2.1
M3	× 0.5	**TY422206**	11	56	18	3.5	2.7	6	3	2.5
M3.5	× 0.6	**TY422226**	12	56	20	4	3	6	3	2.9
M4	× 0.7	**TY422246**	13	63	21	4.5	3.4	6	3	3.3
M4.5	× 0.75	**TY422266**	14	70	25	6	4.9	8	3	3.7
M5	× 0.8	**TY422286**	15	70	25	6	4.9	8	3	4.2
M6	× 1	**TY422316**	17	80	30	6	4.9	8	3	5
M7	× 1	**TY422346**	17	80	30	7	5.5	8	3	6
M8	× 1.25	**TY422366**	20	90	35	8	6.2	9	3	6.8
M9	× 1.25	**TY422396**	20	90	35	9	7	10	3	7.8
M10	× 1.5	**TY422426**	22	100	39	10	8	11	3	8.5
M11	× 1.5	**TY422466**	22	100	40	8	6.2	9	3	9.5
M12	× 1.75	**TY422506**	24	110	44	9	7	10	3	10.2
M14	× 2	**TY422546**	26	110	44	11	9	12	3	12
M16	× 2	**TY422606**	27	110	44	12	9	12	3	14
M18	× 2.5	**TY422656**	30	125	50	14	11	14	4	15.5
M20	× 2.5	**TY422706**	32	140	54	16	12	15	4	17.5
M22	× 2.5	**TY422746**	32	140	54	18	14.5	17	4	19.5
M24	× 3	**TY422786**	34	160	60	18	14.5	17	4	21
M27	× 3	**TY422866**	36	160	60	20	16	19	4	24
M30	× 3.5	**TY422946**	40	180	70	22	18	21	4	26.5

▶DIN 371(M2~M10) and DIN 376(M11~M30)
▶* DIN profile not ISO

◎ : Excellent ○ : Good

ISO	P											M			K					
Material Description	Non-alloy steel					Low alloy steel				High alloyed steel, and tool steel		Stainless steel			Grey cast iron		Nodular cast iron		Malleable cast iron	
VDI 3323	1	2	3	4	5	6	7	8	9	10	11	12	13	14	15	16	17	18	19	20
HRc		13	25	28	32	10	29	32	38	15	35	15	23	10	10	26	3	25		21
HB	125	190	250	270	300	180	275	300	350	200	325	200	240	180	180	260	160	250	130	230
Recommended		○	○	○	◎	○	○	◎	◎	○		○	○	○						

ISO	N										S							H			
Material Description	Aluminum-wrought alloy		Aluminum-cast, alloyed			Copper and Copper Alloys (Bronze / Brass)			Non Metallic Materials		Heat Resistant Super Alloys					Titanium Alloys		Hardened steel		Chilled Cast Iron	Hardened Cast Iron
VDI 3323	21	22	23	24	25	26	27	28	29	30	31	32	33	34	35	36	37	38	39	40	41
HRc											15	30	25	38	34			55	60	42	55
HB	60	100	75	90	130	110	90	100			200	280	250	350	320	400Rm	1050Rm	550	630	400	550
Recommended											○					○					

CARBIDE
HSS
THREAD MILLS
SYNCHRO TAPS
COMBO TAPS
YG TAP GENERAL
YG TAP STEEL
YG TAP HARDENED
YG TAP INOX
YG TAP CAST IRON
YG TAP ALU
YG TAP Ti Ni
YG TAP FORMING
NUT TAPS
STI TAPS
PIPE TAPS
TECHNICAL DATA

YG TAP STEEL

TC263 SERIES

MF

ISO metric fine threads DIN 13

Metrisches ISO-Feingewinde DIN 13
ISO MÉTRIQUE PAS FINS DIN13
ISO Metrico passo fine DIN 13

▶ Suitable for through hole in more cutting speed than other taps due to thick web.

▶ Geeignet für Durchgangslöcher in höherer Schnittgeschwindigkeit als bei anderen Gewindebohrern dank größerer Kerndicke.

DIN 374

Hole type
3.0×D

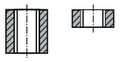

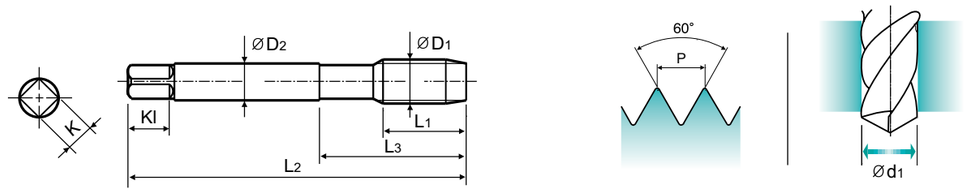

Material groups **VG** | HSS-E | DIN 374 | 6H | 60° | B | Bright

Machine taps
Maschinengewindebohrer

Recommended Cutting Page : P.189

Unit : mm

SIZE	Pitch	EDP No.	Thread Length	Overall Length	Neck Length	Shank Diameter	Square Size	Square Length	No. of Flute	Tapping Drill Diameter
ØD1	P	Bright	L1	L2	L3	ØD2	K	Kl	Z	Ød1
M4	× 0.5	**TC263256**	10	63	21	2.8	2.1	5	3	3.5
M5	× 0.5	**TC263296**	11	70	25	3.5	2.7	6	3	4.5
M6	× 0.75	**TC263326**	13	80	30	4.5	3.4	6	3	5.2
M6	× 0.5	**TC263336**	13	80	30	4.5	3.4	6	3	5.5
M7	× 0.75	**TC263356**	14	80	30	5.5	4.3	7	3	6.2
M8	× 1	**TC263376**	17	90	36	6	4.9	8	3	7
M8	× 0.75	**TC263386**	14	80	30	6	4.9	8	3	7.2
M10	× 1.25	**TC263436**	22	100	40	7	5.5	8	3	8.8
M10	× 1	**TC263446**	18	90	36	7	5.5	8	3	9
M10	× 0.75	**TC263456**	18	90	36	7	5.5	8	3	9.2
M12	× 1.5	**TC263516**	22	100	40	9	7	10	3	10.5
M12	× 1.25	**TC263526**	22	100	40	9	7	10	3	10.8
M12	× 1	**TC263536**	18	100	40	9	7	10	3	11
M14	× 1.5	**TC263556**	22	100	40	11	9	12	3	12.5
M14	× 1.25	**TC263566**	22	100	40	11	9	12	3	12.8
M16	× 1.5	**TC263616**	22	100	40	12	9	12	3	14.5
M18	× 1.5	**TC263676**	25	110	44	14	11	14	4	16.5
M20	× 1.5	**TC263726**	25	125	50	16	12	15	4	18.5
M22	× 1.5	**TC263766**	25	125	50	18	14.5	17	4	20.5
M24	× 1.5	**TC263806**	27	140	54	18	14.5	17	4	22.5

◎ : Excellent ○ : Good

ISO	P											M			K					
Material Description	Non-alloy steel					Low alloy steel				High alloyed steel, and tool steel		Stainless steel			Grey cast iron		Nodular cast iron		Malleable cast iron	
VDI 3323	1	2	3	4	5	6	7	8	9	10	11	12	13	14	15	16	17	18	19	20
HRc		13	25	28	32	10	29	32	38	15	35	15	23	10	10	26	3	25		21
HB	125	190	250	270	300	180	275	300	350	200	325	200	240	180	180	260	160	250	130	230
Recommended		○	○	○	◎	○	○	◎	◎	○		○	○	○						

ISO	N										S							H			
Material Description	Aluminum-wrought alloy		Aluminum-cast, alloyed			Copper and Copper Alloys (Bronze / Brass)			Non Metallic Materials		Heat Resistant Super Alloys					Titanium Alloys		Hardened steel		Chilled Cast Iron	Hardened Cast Iron
VDI 3323	21	22	23	24	25	26	27	28	29	30	31	32	33	34	35	36	37	38	39	40	41
HRc											15	30	25	38	34			55	60	42	55
HB	60	100	75	90	130	110	90	100			200	280	250	350	320	400Rm	1050Rm	550	630	400	550
Recommended											○					○					

YG TAP STEEL

TD263 SERIES

MF

ISO metric fine threads DIN 13

Metrisches ISO-Feingewinde DIN 13
ISO MÉTRIQUE PAS FINS DIN13
ISO Metrico passo fine DIN 13

▶ Suitable for through hole in more cutting speed than other taps due to thick web.

▶ Geeignet für Durchgangslöcher in höherer Schnittgeschwindigkeit als bei anderen Gewindebohrern dank größerer Kerndicke.

DIN 374

Hole type
3.0×D

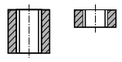

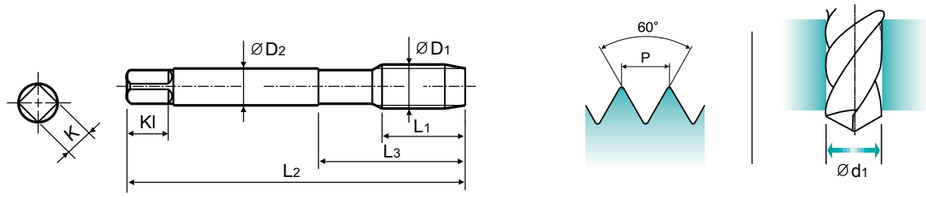

Material groups **VG** | HSS-E | DIN 374 | 6H | 60° | B | TiN

Machine taps
Maschinengewindebohrer

Recommended Cutting Page : P.189

Unit : mm

SIZE	Pitch	EDP No.	Thread Length	Overall Length	Neck Length	Shank Diameter	Square Size	Square Length	No. of Flute	Tapping Drill Diameter
ØD1	P	TiN	L1	L2	L3	ØD2	K	Kl	Z	Ød1
M4	× 0.5	**TD263256**	10	63	21	2.8	2.1	5	3	3.5
M5	× 0.5	**TD263296**	11	70	25	3.5	2.7	6	3	4.5
M6	× 0.75	**TD263326**	13	80	30	4.5	3.4	6	3	5.2
M6	× 0.5	**TD263336**	13	80	30	4.5	3.4	6	3	5.5
M7	× 0.75	**TD263356**	14	80	30	5.5	4.3	7	3	6.2
M8	× 1	**TD263376**	17	90	36	6	4.9	8	3	7
M8	× 0.75	**TD263386**	14	80	30	6	4.9	8	3	7.2
M10	× 1.25	**TD263436**	22	100	40	7	5.5	8	3	8.8
M10	× 1	**TD263446**	18	90	36	7	5.5	8	3	9
M10	× 0.75	**TD263456**	18	90	36	7	5.5	8	3	9.2
M12	× 1.5	**TD263516**	22	100	40	9	7	10	3	10.5
M12	× 1.25	**TD263526**	22	100	40	9	7	10	3	10.8
M12	× 1	**TD263536**	18	100	40	9	7	10	3	11
M14	× 1.5	**TD263556**	22	100	40	11	9	12	3	12.5
M14	× 1.25	**TD263566**	22	100	40	11	9	12	3	12.8
M16	× 1.5	**TD263616**	22	100	40	12	9	12	3	14.5
M18	× 1.5	**TD263676**	25	110	44	14	11	14	4	16.5
M20	× 1.5	**TD263726**	25	125	50	16	12	15	4	18.5
M22	× 1.5	**TD263766**	25	125	50	18	14.5	17	4	20.5
M24	× 1.5	**TD263806**	27	140	54	18	14.5	17	4	22.5

◎ : Excellent ○ : Good

ISO	P											M			K					
Material Description	Non-alloy steel					Low alloy steel				High alloyed steel, and tool steel		Stainless steel			Grey cast iron		Nodular cast iron		Malleable cast iron	
VDI 3323	1	2	3	4	5	6	7	8	9	10	11	12	13	14	15	16	17	18	19	20
HRc		13	25	28	32	10	29	32	38	15	35	15	23	10	10	26	3	25		21
HB	125	190	250	270	300	180	275	300	350	200	325	200	240	180	180	260	160	250	130	230
Recommended		○	○	○	◎	○	○	◎	◎	○		○	○	○						

ISO	N										S							H			
Material Description	Aluminum-wrought alloy		Aluminum-cast, alloyed			Copper and Copper Alloys (Bronze / Brass)			Non Metallic Materials		Heat Resistant Super Alloys					Titanium Alloys		Hardened steel		Chilled Cast Iron	Hardened Cast Iron
VDI 3323	21	22	23	24	25	26	27	28	29	30	31	32	33	34	35	36	37	38	39	40	41
HRc											15	30	25	38	34			55	60	42	55
HB	60	100	75	90	130	110	90	100			200	280	250	350	320	400Rm	1050Rm	550	630	400	550
Recommended											○					○					

CARBIDE
HSS
THREAD MILLS
SYNCHRO TAPS
COMBO TAPS
YG TAP GENERAL
YG TAP STEEL
YG TAP HARDENED
YG TAP INOX
YG TAP CAST IRON
YG TAP ALU
YG TAP Ti Ni
YG TAP FORMING
NUT TAPS
STI TAPS
PIPE TAPS
TECHNICAL DATA

YG TAP STEEL

TC244 SERIES

UNC

Unified coarse threads

Unified Grobgewinde
UNC
Unificato passo grosso

▶ Suitable for through hole in more cutting speed than other taps due to thick web.

▶ Geeignet für Durchgangslöcher in höherer Schnittgeschwindigkeit als bei anderen Gewindebohrern dank größerer Kerndicke.

DIN 371

DIN 376

Hole type
3.0×D

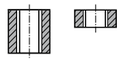

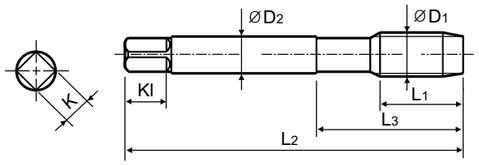

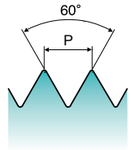

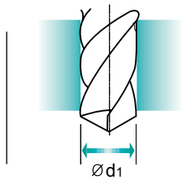

Material groups **VG** | HSS-E | DIN 371/376 | 2B | 60° | B | Bright

Machine taps
Maschinengewindebohrer

Recommended Cutting Page : P.189

Unit : mm

SIZE ØD1	TPI	EDP No. Bright	Thread Length L1	Overall Length L2	Neck Length L3	Shank Diameter ØD2	Square Size K	Square Length Kl	No. of Flute Z	Tapping Drill Diameter Ød1
#4	- 40UNC	**TC244162**	11	56	18	3.5	2.7	6	3	2.3
#5	- 40UNC	**TC244202**	11	56	18	3.5	2.7	6	3	2.6
#6	- 32UNC	**TC244242**	12	56	20	4	3	6	3	2.85
#8	- 32UNC	**TC244282**	13	63	21	4.5	3.4	6	3	3.5
#10	- 24UNC	**TC244322**	15	70	25	6	4.9	8	3	3.9
#12	- 24UNC	**TC244362**	16	80	30	6	4.9	8	3	4.5
1/4	- 20UNC	**TC244402**	17	80	30	7	5.5	8	3	5.2
5/16	- 18UNC	**TC244442**	20	90	35	8	6.2	9	3	6.6
3/8	- 16UNC	**TC244482**	22	100	39	9	7	10	3	8
7/16	- 14UNC	**TC244522**	22	100	40	8	6.2	9	3	9.4
1/2	- 13UNC	**TC244562**	25	110	44	9	7	10	3	10.75
9/16	- 12UNC	**TC244602**	26	110	44	11	9	12	3	12.25
5/8	- 11UNC	**TC244642**	27	110	44	12	9	12	3	13.5
3/4	- 10UNC	**TC244702**	30	125	50	14	11	14	4	16.5
7/8	- 9UNC	**TC244742**	32	140	54	18	14.5	17	4	19.5
1	- 8UNC	**TC244782**	36	160	60	20	16	19	4	22.25
1-1/8	- 7UNC	**TC244822**	40	180	70	22	18	21	4	25

▶DIN 371(#4~3/8) and DIN 376(7/16~1-1/8)

◎ : Excellent ○ : Good

ISO	P											M			K					
Material Description	Non-alloy steel					Low alloy steel				High alloyed steel, and tool steel		Stainless steel			Grey cast iron		Nodular cast iron		Malleable cast iron	
VDI 3323	1	2	3	4	5	6	7	8	9	10	11	12	13	14	15	16	17	18	19	20
HRc		13	25	28	32	10	29	32	38	15	35	15	23	10	10	26	3	25		21
HB	125	190	250	270	300	180	275	300	350	200	325	200	240	180	180	260	160	250	130	230
Recommended		○	○	○	◎	○	○	◎	◎	○		○	○	○						

ISO	N										S							H			
Material Description	Aluminum-wrought alloy		Aluminum-cast, alloyed			Copper and Copper Alloys (Bronze / Brass)			Non Metallic Materials		Heat Resistant Super Alloys					Titanium Alloys		Hardened steel		Chilled Cast Iron	Hardened Cast Iron
VDI 3323	21	22	23	24	25	26	27	28	29	30	31	32	33	34	35	36	37	38	39	40	41
HRc											15	30	25	38	34			55	60	42	55
HB	60	100	75	90	130	110	90	100			200	280	250	350	320	400Rm	1050Rm	550	630	400	550
Recommended											○					○					

YG TAP STEEL

TD244 SERIES

UNC

Unified coarse threads

Unified Grobgewinde
UNC
Unificato passo grosso

▶ Suitable for through hole in more cutting speed than other taps due to thick web.

▶ Geeignet für Durchgangslöcher in höherer Schnittgeschwindigkeit als bei anderen Gewindebohrern dank größerer Kerndicke.

DIN 371

DIN 376

Hole type
3.0×D

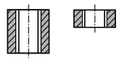

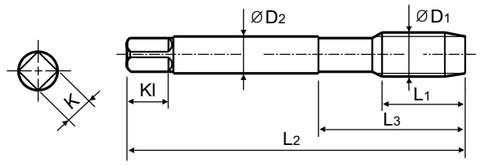

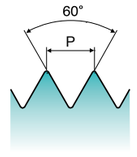

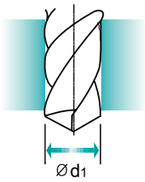

Material groups **VG** | HSS-E | DIN 371/376 | 2B | 60° | B | TiN

Machine taps
Maschinengewindebohrer

Recommended Cutting Page : P.189

Unit : mm

SIZE ØD1	TPI	EDP No. TiN	Thread Length L1	Overall Length L2	Neck Length L3	Shank Diameter ØD2	Square Size K	Square Length Kl	No. of Flute Z	Tapping Drill Diameter Ød1
#4	- 40UNC	**TD244162**	11	56	18	3.5	2.7	6	3	2.3
#5	- 40UNC	**TD244202**	11	56	18	3.5	2.7	6	3	2.6
#6	- 32UNC	**TD244242**	12	56	20	4	3	6	3	2.85
#8	- 32UNC	**TD244282**	13	63	21	4.5	3.4	6	3	3.5
#10	- 24UNC	**TD244322**	15	70	25	6	4.9	8	3	3.9
#12	- 24UNC	**TD244362**	16	80	30	6	4.9	8	3	4.5
1/4	- 20UNC	**TD244402**	17	80	30	7	5.5	8	3	5.2
5/16	- 18UNC	**TD244442**	20	90	35	8	6.2	9	3	6.6
3/8	- 16UNC	**TD244482**	22	100	39	9	7	10	3	8
7/16	- 14UNC	**TD244522**	22	100	40	8	6.2	9	3	9.4
1/2	- 13UNC	**TD244562**	25	110	44	9	7	10	3	10.75
9/16	- 12UNC	**TD244602**	26	110	44	11	9	12	3	12.25
5/8	- 11UNC	**TD244642**	27	110	44	12	9	12	3	13.5
3/4	- 10UNC	**TD244702**	30	125	50	14	11	14	4	16.5
7/8	- 9UNC	**TD244742**	32	140	54	18	14.5	17	4	19.5
1	- 8UNC	**TD244782**	36	160	60	20	16	19	4	22.25
1-1/8	- 7UNC	**TD244822**	40	180	70	22	18	21	4	25

▶DIN 371(#4~3/8) and DIN 376(7/16~1-1/8)

◎ : Excellent ○ : Good

ISO	P											M			K					
Material Description	Non-alloy steel					Low alloy steel				High alloyed steel, and tool steel		Stainless steel			Grey cast iron		Nodular cast iron		Malleable cast iron	
VDI 3323	1	2	3	4	5	6	7	8	9	10	11	12	13	14	15	16	17	18	19	20
HRc		13	25	28	32	10	29	32	38	15	35	15	23	10	10	26	3	25		21
HB	125	190	250	270	300	180	275	300	350	200	325	200	240	180	180	260	160	250	130	230
Recommended		○	○	○	◎	○	○	◎	◎	○		○	○	○						

ISO	N										S							H			
Material Description	Aluminum-wrought alloy		Aluminum-cast, alloyed			Copper and Copper Alloys (Bronze / Brass)			Non Metallic Materials		Heat Resistant Super Alloys					Titanium Alloys		Hardened steel		Chilled Cast Iron	Hardened Cast Iron
VDI 3323	21	22	23	24	25	26	27	28	29	30	31	32	33	34	35	36	37	38	39	40	41
HRc											15	30	25	38	34			55	60	42	55
HB	60	100	75	90	130	110	90	100			200	280	250	350	320	400Rm	1050Rm	550	630	400	550
Recommended											○					○					

CARBIDE
HSS
THREAD MILLS
SYNCHRO TAPS
COMBO TAPS
YG TAP GENERAL
YG TAP STEEL
YG TAP HARDENED
YG TAP INOX
YG TAP CAST IRON
YG TAP ALU
YG TAP Ti Ni
YG TAP FORMING
NUT TAPS
STI TAPS
PIPE TAPS
TECHNICAL DATA

YG TAP STEEL

TC254 SERIES

UNF Unified fine threads

Unified Feingewinde
UNF
Unificato passo fine

▶ Suitable for through hole in more cutting speed than other taps due to thick web.

▶ Geeignet für Durchgangslöcher in höherer Schnittgeschwindigkeit als bei anderen Gewindebohrern dank größerer Kerndicke.

DIN 371

DIN 374

Hole type
3.0×D

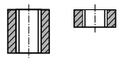

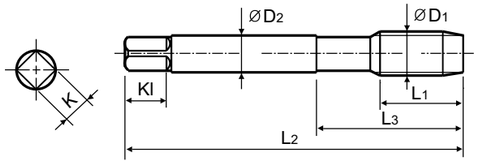

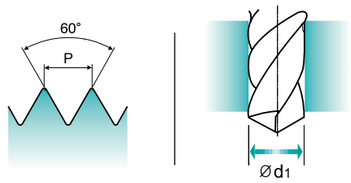

Material groups **VG** | HSS-E | DIN 371/374 | 2B | 60° | B | Bright

Machine taps
Maschinengewindebohrer

Recommended Cutting Page : P.189

Unit : mm

SIZE ØD1	TPI	EDP No. Bright	Thread Length L1	Overall Length L2	Neck Length L3	Shank Diameter ØD2	Square Size K	Square Length Kl	No. of Flute Z	Tapping Drill Diameter Ød1
#4	48UNF	TC254182	11	56	18	3.5	2.7	6	3	2.4
#5	44UNF	TC254222	11	56	18	3.5	2.7	6	3	2.7
#6	40UNF	TC254262	12	56	20	4	3	6	3	3
#8	36UNF	TC254302	13	63	21	4.5	3.4	6	3	3.5
#10	32UNF	TC254342	15	70	25	6	4.9	8	3	4.1
#12	28UNF	TC254382	16	80	30	6	4.9	8	3	4.7
1/4	28UNF	TC254422	17	80	30	7	5.5	8	3	5.5
5/16	24UNF	TC254462	17	90	35	8	6.2	9	3	6.9
3/8	24UNF	TC254502	18	100	39	9	7	10	3	8.5
7/16	20UNF	TC254542	22	100	40	8	6.2	9	3	9.9
1/2	20UNF	TC254582	22	100	40	9	7	10	3	11.5
9/16	18UNF	TC254622	22	100	40	11	9	12	3	12.9
5/8	18UNF	TC254662	22	100	40	12	9	12	3	14.5
3/4	16UNF	TC254722	25	110	44	14	11	14	4	17.5
7/8	14UNF	TC254762	26	125	50	18	14.5	17	4	20.5
1	12UNF	TC254802	28	140	54	18	14.5	17	4	23.25
1-1/8	12UNF	TC254842	30	150	60	22	18	21	4	26.5

▶DIN 371(#4~3/8) and DIN 374(7/16~1-1/8)

◎ : Excellent ○ : Good

ISO	P											M			K					
Material Description	Non-alloy steel					Low alloy steel				High alloyed steel, and tool steel		Stainless steel			Grey cast iron		Nodular cast iron		Malleable cast iron	
VDI 3323	1	2	3	4	5	6	7	8	9	10	11	12	13	14	15	16	17	18	19	20
HRc		13	25	28	32	10	29	32	38	15	35	15	23	10	10	26	3	25		21
HB	125	190	250	270	300	180	275	300	350	200	325	200	240	180	180	260	160	250	130	230
Recommended		○	○	○	◎	○	○	◎	◎	○		○	○	○						

ISO	N										S							H			
Material Description	Aluminum-wrought alloy		Aluminum-cast, alloyed			Copper and Copper Alloys (Bronze / Brass)			Non Metallic Materials		Heat Resistant Super Alloys					Titanium Alloys		Hardened steel		Chilled Cast Iron	Hardened Cast Iron
VDI 3323	21	22	23	24	25	26	27	28	29	30	31	32	33	34	35	36	37	38	39	40	41
HRc											15	30	25	38	34			55	60	42	55
HB	60	100	75	90	130	110	90	100			200	280	250	350	320	400Rm	1050Rm	550	630	400	550
Recommended											○					○					

YG TAP STEEL

RECOMMENDED CUTTING CONDITIONS
EMPFOHLENE SCHNEIDKONDITIONEN

ISO	VDI 3323	Material Description	HB	HRc	TQ823	TR823	TC312 TC413 TC174 TC184	TD312 TD413 TD174	TB312	TY312	TB913	TQ863	TR863	TC422 TC263 TC244 TC254	TD422 TD263 TD244	TE422	TY422
					Vc (m/min)												
P	1	Non-alloy steel	125														
	2		190	13	15-20	15-20	15-20	20-25	15-20	20-25	15-20	15-20	15-20	15-20	15-20	20-25	20-25
	3		250	25	12-18	12-18	12-18	18-24	12-18	18-24	12-18	12-18	12-18	12-18	12-18	18-24	18-24
	4		270	28	10-15	10-15	10-15	15-20	10-15	15-20	10-15	10-15	10-15	10-15	10-15	15-20	15-20
	5		300	32	6-10	6-10	6-10	10-14	6-10	10-14	6-10	6-10	6-10	6-10	6-10	10-14	10-14
	6	Low alloy steel	180	10	10-15	10-15	10-15	15-20	10-15	15-20	10-15	10-15	10-15	10-15	10-15	15-20	15-20
	7		275	29	10-15	10-15	10-15	15-20	10-15	15-20	10-15	10-15	10-15	10-15	10-15	15-20	15-20
	8		300	32	6-10	6-10	6-10	10-14	6-10	10-14	6-10	6-10	6-10	6-10	6-10	10-14	10-14
	9		350	38	3-5	3-5	3-5	5-7	3-5	5-7	3-5	3-5	3-5	3-5	3-5	5-7	5-7
	10	High alloyed steel, and tool steel	200	15	3-5	3-5	3-5	5-7	3-5	5-7	3-5	3-5	3-5	3-5	3-5	5-7	5-7
	11		325	35													
M	12	Stainless steel	200	15								7-10	7-10	7-10	7-10	10-15	10-15
	13		240	23								5-8	5-8	5-8	5-8	8-11	8-11
	14		180	10	4-6	4-6	4-6	6-8	4-6	6-8	4-6	4-6	4-6	4-6	4-6	6-8	6-8
K	15	Grey cast iron	180	10													
	16		260	26													
	17	Nodular cast iron	160	3													
	18		250	25													
	19	Malleable cast iron	130														
	20		230	21													
N	21	Aluminum-wrought alloy	60														
	22		100														
	23	Aluminum-cast, alloyed	75														
	24		90														
	25		130														
	26	Copper and Copper Alloys (Bronze / Brass)	110														
	27		90														
	28		100														
	29	Non Metallic Materials															
	30																
S	31	Heat Resistant Super Alloys	200	15	10-15	10-15	10-15	15-20	10-15	15-20	10-15	10-15	10-15	10-15	10-15	15-20	15-20
	32		280	30													
	33		250	25													
	34		350	38													
	35		320	34													
	36	Titanium Alloys	400Rm		10-15	10-15	10-15	15-20	10-15	15-20	10-15	10-15	10-15	10-15	10-15	15-20	15-20
	37		1050Rm														
H	38	Hardened steel	550	55													
	39		630	60													
	40	Chilled Cast Iron	400	42													
	41	Hardened Cast Iron	550	55													

Leading Through Innovation

Global Cutting Tool Leader **YG-1**

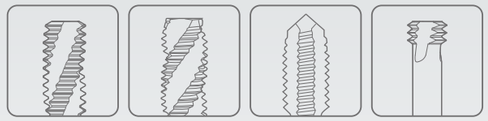

THREADING

SOLID CARBIDE & HSS-E

YG TAP HARDENED

YG HAHN GEHÄRTET

- For Hardened Steels Applications to Control the Continuous and Red-glowing Chips
- Für gehärtete Stähle zur Kontrolle der kontinuierlichen und rotglühenden Späne

SELECTION GUIDE

YG THREADING TOOLS

SOLID CARBIDE & HSS-E
YG TAP HARDENED

For Hardened Steels Applications
to Control the Continuous and Red-glowing Chips

Please visit globalyg1.com/mat for material search

◎ : Excellent ○ : Good

Recommended cutting conditions : P.201

HOLE TYPE			Max. 2.0xD Blind / Through Hole	
TOOL MATERIAL			CARBIDE	
CHAMFER LEAD ACC. TO DIN2197			C	D
FLUTE TYPE			Straight Flute	Straight Flute
SPIRAL FLUTE ANGLE			-	-
	M	DIN371/376	T0997-TIC (P.194)	T0999-TIC (P.195)
		DIN352		
		DIN357/LONG		
	MF	DIN—374		
		DIN2181		
	UNC	DIN371/376		
		DIN351		
	UNF	DIN371/374		
		DIN2181		
	BSW	DIN2182/2183		
		DIN351		
	G(BSP)	DIN5156/5157		
	EG-M	DIN371/376		
	EG-UNC	DIN371/376		
	EG-UNF	DIN371/374		
SURFACE TREATMENT			TiCN	TiCN
MODEL				

ISO	VDI 3323	Material Description	Composition / Structure / Heat Treatment		HB	HRc		
P	1	Non-alloy steel	About 0.15% C	Annealed	125			
	2		About 0.45% C	Annealed	190	13		
	3		About 0.45% C	Quenched & Tempered	250	25		
	4		About 0.75% C	Annealed	270	28		
	5		About 0.75% C	Quenched & Tempered	300	32		
	6	Low alloy steel		Annealed	180	10		
	7			Quenched & Tempered	275	29		
	8			Quenched & Tempered	300	32		
	9			Quenched & Tempered	350	38	○	○
	10	High alloyed steel, and tool steel		Annealed	200	15		
	11			Quenched & Tempered	325	35		
M	12	Stainless steel	Ferritic / Martensitic	Annealed	200	15		
	13		Martensitic	Quenched & Tempered	240	23		
	14		Austenitic		180	10		
K	15	Grey cast iron	Pearlitic / ferritic		180	10		
	16		Pearlitic (Martensitic)		260	26		
	17	Nodular cast iron	Ferritic		160	3		
	18		Pearlitic		250	25		
	19	Malleable cast iron	Ferritic		130			
	20		Pearlitic		230	21		
N	21	Aluminum-wrought alloy	Not Curable		60			
	22		Curable	Hardened	100			
	23	Aluminum-cast, alloyed	≤ 12% Si, Not Curable		75			
	24		≤ 12% Si, Curable	Hardened	90			
	25		> 12% Si, Not Curable		130			
	26	Copper and Copper Alloys (Bronze / Brass)	Cutting Alloys, PB>1%		110			
	27		CuZn, CuSnZn (Brass)		90			
	28		CuSn, lead-free copper and electrolytic copper		100			
	29	Non Metallic Materials	Duroplastic, Fiber Reinforced Plastic					
	30		Rubber, Wood, etc.					
S	31	Heat Resistant Super Alloys	Fe Based	Annealed	200	15		
	32			Cured	280	30		
	33		Ni or Co Based	Annealed	250	25		
	34			Cured	350	38		
	35			Cast	320	34		
	36	Titanium Alloys	Pure Titanium		400 Rm			
	37		Alpha + Beta Alloys	Hardened	1050 Rm			
H	38	Hardened steel		Hardened	550	55	◎	◎
	39			Hardened	630	60	◎	◎
	40	Chilled Cast Iron		Cast	400	42	◎	◎
	41	Hardened Cast Iron		Hardened	550	55	◎	◎

	Max. 2.5xD Blind Hole			Max. 3.0xD Through Hole	
	HSS-E			HSS-E	
	C	C	C	B	B
	Spiral Flute	Spiral Flute	Spiral Flute	Spiral Point	Spiral Point
	R40	R40	R40	-	-
	TC313 (P.196)	TB313 (P.197)	TY313 (P.198)	TC283 (P.199)	TY283 (P.200)
	Bright	VAP	TiAlN	Bright	TiAlN
1					
2					
3					
4					
5					
6					
7	○	○	○	○	○
8	○	○	○	○	○
9	◎	◎	◎	◎	◎
10					
11					
12					
13					
14	○	○	○	○	○
15					
16					
17					
18					
19					
20					
21					
22					
23					
24					
25					
26	○	○	○	○	○
27					
28					
29					
30					
31					
32					
33					
34					
35					
36					
37					
38					
39					
40					
41					

CARBIDE
HSS
THREAD MILLS
SYNCHRO TAPS
COMBO TAPS
YG TAP GENERAL
YG TAP STEEL
YG TAP HARDENED
YG TAP INOX
YG TAP CAST IRON
YG TAP ALU
YG TAP Ti Ni
YG TAP FORMING
NUT TAPS
STI TAPS
PIPE TAPS
TECHNICAL DATA

YG TAP HARDENED

T0997-TIC SERIES

M ISO metric coarse threads DIN 13

Metrisches ISO-Gewinde DIN 13
ISO MÉTRIQUE DIN13
ISO Metrico passo grosso DIN 13

▶ Carbide tap can increase tool life longer than HSS taps due to higher hardness. Suitable for hardened steels (HRc50~60)

▶ VHM-Gewindebohrer ermöglichen aufgrund ihrer höheren Härte bessere Standzeiten als HSS-Gewindebohrer. Geeignet für gehärtete Stähle (HRc50~60)

DIN 371

DIN 376

Hole type
2.0×D

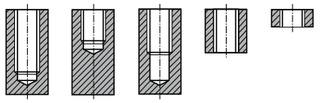

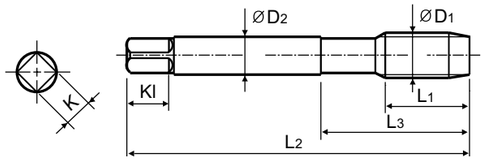

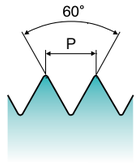

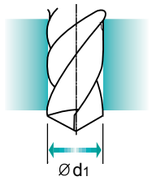

Material groups **HR** | CARBIDE | DIN 371/376 | 6HX | 60° | C | TiCN

Machine taps
Maschinengewindebohrer

Recommended Cutting Page : P.201

Unit : mm

SIZE	Pitch	EDP No.	Thread Length	Overall Length	Neck Length	Shank Diameter	Square Size	Square Length	No. of Flute	Tapping Drill Diameter
ØD1	P	TiCN	L1	L2	L3	ØD2	K	Kl	Z	Ød1
M3	× 0.5	T0997206TIC	11	56	18	3.5	2.7	6	4	2.55
M4	× 0.7	T0997246TIC	13	63	21	4.5	3.4	6	4	3.4
M5	× 0.8	T0997286TIC	15	70	25	6	4.9	8	4	4.3
M6	× 1	T0997316TIC	17	80	30	6	4.9	8	5	5.1
M8	× 1.25	T0997366TIC	20	90	35	8	6.2	9	5	6.9
M10	× 1.5	T0997426TIC	22	100	39	10	8	11	5	8.6
M12	× 1.75	T0997506TIC	24	110	–	9	7	12	5	10.4
M14	× 2	T0997546TIC	26	110	–	11	9	12	6	12.2
M16	× 2	T0997606TIC	27	110	–	12	9	12	6	14.2
M18	× 2.5	T0997656TIC	30	125	–	14	11	14	6	15.7
M20	× 2.5	T0997706TIC	32	140	–	16	12	15	6	17.7

▶DIN 371(M3~M10) and DIN 376(M12~M20)

◎ : Excellent ○ : Good

ISO	P											M			K					
Material Description	Non-alloy steel					Low alloy steel				High alloyed steel, and tool steel		Stainless steel			Grey cast iron		Nodular cast iron		Malleable cast iron	
VDI 3323	1	2	3	4	5	6	7	8	9	10	11	12	13	14	15	16	17	18	19	20
HRc		13	25	28	32	10	29	32	38	15	35	15	23	10	10	26	3	25		21
HB	125	190	250	270	300	180	275	300	350	200	325	200	240	180	180	260	160	250	130	230
Recommended									○											

ISO	N										S							H			
Material Description	Aluminum-wrought alloy		Aluminum-cast, alloyed			Copper and Copper Alloys (Bronze / Brass)			Non Metallic Materials		Heat Resistant Super Alloys					Titanium Alloys		Hardened steel	Chilled Cast Iron	Hardened Cast Iron
VDI 3323	21	22	23	24	25	26	27	28	29	30	31	32	33	34	35	36	37	38	39	40	41
HRc											15	30	25	38	34			55	60	42	55
HB	60	100	75	90	130	110	90	100			200	280	250	350	320	400Rm	1050Rm	550	630	400	550
Recommended																		◎	◎	◎	◎

YG TAP HARDENED

T0999-TIC SERIES

M ISO metric coarse threads DIN 13

Metrisches ISO-Gewinde DIN 13
ISO MÉTRIQUE DIN13
ISO Metrico passo grosso DIN 13

▶ Carbide tap can increase tool life longer than HSS taps due to higher hardness. Suitable for hardened steels (HRc50~60)

▶ VHM-Gewindebohrer ermöglichen aufgrund ihrer höheren Härte bessere Standzeiten als HSS-Gewindebohrer. Geeignet für gehärtete Stähle (HRc50~60)

DIN 371

DIN 376



Hole type
2.0×D

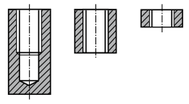

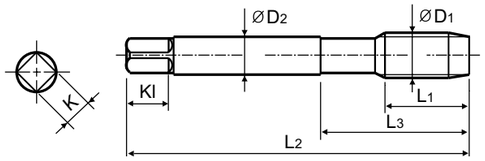

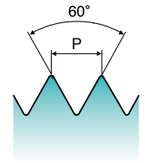

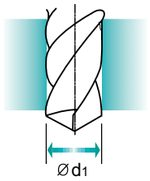

Material groups **HR** | CARBIDE | DIN 371/376 | 6HX | 60° | D | TiCN

Machine taps
Maschinengewindebohrer

Recommended Cutting Page : P.201

Unit : mm

SIZE	Pitch	EDP No.	Thread Length	Overall Length	Neck Length	Shank Diameter	Square Size	Square Length	No. of Flute	Tapping Drill Diameter
ØD1	P	TiCN	L1	L2	L3	ØD2	K	Kl	Z	Ød1
M3	× 0.5	T0999206TIC	11	56	18	3.5	2.7	6	4	2.55
M4	× 0.7	T0999246TIC	13	63	21	4.5	3.4	6	4	3.4
M5	× 0.8	T0999286TIC	15	70	25	6	4.9	8	4	4.3
M6	× 1	T0999316TIC	17	80	30	6	4.9	8	5	5.1
M8	× 1.25	T0999366TIC	20	90	35	8	6.2	9	5	6.9
M10	× 1.5	T0999426TIC	22	100	39	10	8	11	5	8.6
M12	× 1.75	T0999506TIC	24	110	–	9	7	12	5	10.4
M14	× 2	T0999546TIC	26	110	–	11	9	12	6	12.2
M16	× 2	T0999606TIC	27	110	–	12	9	12	6	14.2
M18	× 2.5	T0999656TIC	30	125	–	14	11	14	6	15.7
M20	× 2.5	T0999706TIC	32	140	–	16	12	15	6	17.7

▶DIN 371(M3~M10) and DIN 376(M12~M20)

◎ : Excellent ○ : Good

ISO	P											M			K					
Material Description	Non-alloy steel					Low alloy steel				High alloyed steel, and tool steel		Stainless steel			Grey cast iron		Nodular cast iron		Malleable cast iron	
VDI 3323	1	2	3	4	5	6	7	8	9	10	11	12	13	14	15	16	17	18	19	20
HRc		13	25	28	32	10	29	32	38	15	35	15	23	10	10	26	3	25		21
HB	125	190	250	270	300	180	275	300	350	200	325	200	240	180	180	260	160	250	130	230
Recommended									○											

ISO	N										S							H			
Material Description	Aluminum-wrought alloy		Aluminum-cast, alloyed			Copper and Copper Alloys (Bronze / Brass)			Non Metallic Materials		Heat Resistant Super Alloys					Titanium Alloys		Hardened steel	Chilled Cast Iron	Hardened Cast Iron	
VDI 3323	21	22	23	24	25	26	27	28	29	30	31	32	33	34	35	36	37	38	39	40	41
HRc											15	30	25	38	34			55	60	42	55
HB	60	100	75	90	130	110	90	100			200	280	250	350	320	400Rm	1050Rm	550	630	400	550
Recommended																		◎	◎	◎	◎

YG TAP HARDENED

TC313 SERIES

M ISO metric coarse threads DIN 13

Metrisches ISO-Gewinde DIN 13
ISO MÉTRIQUE DIN13
ISO Metrico passo grosso DIN 13

▶ Suitable for tapping blind holes due to special flute geometry and excellent chip evacuation.

▶ Geeignet zum Gewinden von Sacklöchern dank besonderer Nutengeometrie und ausgezeichneter Spanabfuhr.

DIN 371

DIN 376

Hole type
2.5×D

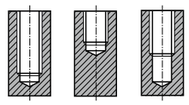

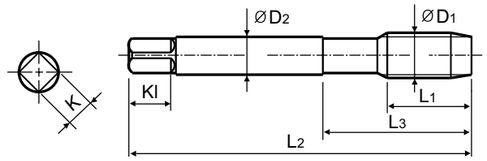

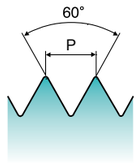

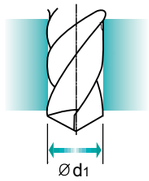

Material groups HR | HSS-E | DIN 371/376 | 6H | 60° | C | Bright | R40

Machine taps
Maschinengewindebohrer

Recommended Cutting Page : P.201

Unit : mm

SIZE	Pitch	EDP No.	Thread Length	Overall Length	Neck Length	Shank Diameter	Square Size	Square Length	No. of Flute	Tapping Drill Diameter
ØD1	P	Bright	L1	L2	L3	ØD2	K	Kl	Z	Ød1
M2	× 0.4	**TC313136**	8	45	13	2.8	2.1	5	3	1.6
M2.2	× 0.45	**TC313156**	8	45	13	2.8	2.1	5	3	1.75
*M2.3	× 0.4	**TC313196**	8	45	13	2.8	2.1	5	3	1.9
M2.5	× 0.45	**TC313176**	9	50	15	2.8	2.1	5	3	2.05
*M2.6	× 0.45	**TC313496**	9	50	15	2.8	2.1	5	3	2.1
M3	× 0.5	**TC313206**	6	56	18	3.5	2.7	6	3	2.5
M3.5	× 0.6	**TC313226**	7	56	20	4	3	6	3	2.9
M4	× 0.7	**TC313246**	7	63	21	4.5	3.4	6	3	3.3
M4.5	× 0.75	**TC313266**	8	70	25	6	4.9	8	3	3.7
M5	× 0.8	**TC313286**	8	70	25	6	4.9	8	3	4.2
M6	× 1	**TC313316**	10	80	30	6	4.9	8	3	5
M7	× 1	**TC313346**	10	80	30	7	5.5	8	3	6
M8	× 1.25	**TC313366**	13	90	35	8	6.2	9	3	6.8
M9	× 1.25	**TC313396**	13	90	35	9	7	10	3	7.8
M10	× 1.5	**TC313426**	15	100	39	10	8	11	3	8.5
M11	× 1.5	**TC313466**	17	100	40	8	6.2	9	3	9.5
M12	× 1.75	**TC313506**	18	110	44	9	7	10	3	10.2
M14	× 2	**TC313546**	20	110	44	11	9	12	3	12
M16	× 2	**TC313606**	20	110	44	12	9	12	3	14
M18	× 2.5	**TC313656**	25	125	50	14	11	14	4	15.5
M20	× 2.5	**TC313706**	25	140	54	16	12	15	4	17.5
M22	× 2.5	**TC313746**	25	140	54	18	14.5	17	4	19.5
M24	× 3	**TC313786**	30	160	60	18	14.5	17	4	21
M27	× 3	**TC313866**	30	160	60	20	16	19	4	24
M30	× 3.5	**TC313946**	35	180	70	22	18	21	4	26.5

▶DIN 371(M2~M10) and DIN 376(M11~M30)
▶* DIN profile not ISO

◎ : Excellent ○ : Good

ISO	P											M			K					
Material Description	Non-alloy steel					Low alloy steel				High alloyed steel, and tool steel		Stainless steel			Grey cast iron		Nodular cast iron		Malleable cast iron	
VDI 3323	1	2	3	4	5	6	7	8	9	10	11	12	13	14	15	16	17	18	19	20
HRc		13	25	28	32	10	29	32	38	15	35	15	23	10	10	26	3	25		21
HB	125	190	250	270	300	180	275	300	350	200	325	200	240	180	180	260	160	250	130	230
Recommended							○	○	◎					○						

ISO	N										S							H			
Material Description	Aluminum-wrought alloy		Aluminum-cast, alloyed			Copper and Copper Alloys (Bronze / Brass)			Non Metallic Materials		Heat Resistant Super Alloys					Titanium Alloys		Hardened steel		Chilled Cast Iron	Hardened Cast Iron
VDI 3323	21	22	23	24	25	26	27	28	29	30	31	32	33	34	35	36	37	38	39	40	41
HRc											15	30	25	38	34			55	60	42	55
HB	60	100	75	90	130	110	90	100			200	280	250	350	320	400Rm	1050Rm	550	630	400	550
Recommended						○															

YG TAP HARDENED

TB313 SERIES

M ISO metric coarse threads DIN 13

Metrisches ISO-Gewinde DIN 13
ISO MÉTRIQUE DIN13
ISO Metrico passo grosso DIN 13

▶ Suitable for tapping blind holes due to special flute geometry and excellent chip evacuation.

▶ Geeignet zum Gewinden von Sacklöchern dank besonderer Nutengeometrie und ausgezeichneter Spanabfuhr.

DIN 371

DIN 376

Hole type
2.5×D

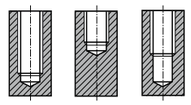

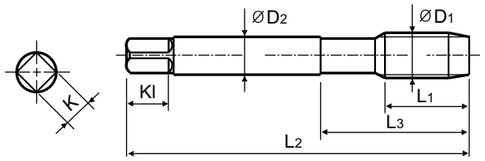

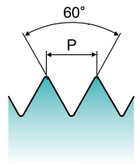

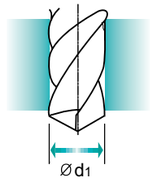

Material groups HR | HSS-E | DIN 371/376 | 6H | 60° | C | Vap | R40

Machine taps
Maschinengewindebohrer

Recommended Cutting Page : P.201

Unit : mm

SIZE	Pitch	EDP No.	Thread Length	Overall Length	Neck Length	Shank Diameter	Square Size	Square Length	No. of Flute	Tapping Drill Diameter
ØD1	P	Vap	L1	L2	L3	ØD2	K	Kl	Z	Ød1
M2	× 0.4	**TB313136**	8	45	13	2.8	2.1	5	3	1.6
M2.2	× 0.45	**TB313156**	8	45	13	2.8	2.1	5	3	1.75
*M2.3	× 0.4	**TB313196**	8	45	13	2.8	2.1	5	3	1.9
M2.5	× 0.45	**TB313176**	9	50	15	2.8	2.1	5	3	2.05
*M2.6	× 0.45	**TB313496**	9	50	15	2.8	2.1	5	3	2.1
M3	× 0.5	**TB313206**	6	56	18	3.5	2.7	6	3	2.5
M3.5	× 0.6	**TB313226**	7	56	20	4	3	6	3	2.9
M4	× 0.7	**TB313246**	7	63	21	4.5	3.4	6	3	3.3
M4.5	× 0.75	**TB313266**	8	70	25	6	4.9	8	3	3.7
M5	× 0.8	**TB313286**	8	70	25	6	4.9	8	3	4.2
M6	× 1	**TB313316**	10	80	30	6	4.9	8	3	5
M7	× 1	**TB313346**	10	80	30	7	5.5	8	3	6
M8	× 1.25	**TB313366**	13	90	35	8	6.2	9	3	6.8
M9	× 1.25	**TB313396**	13	90	35	9	7	10	3	7.8
M10	× 1.5	**TB313426**	15	100	39	10	8	11	3	8.5
M11	× 1.5	**TB313466**	17	100	40	8	6.2	9	3	9.5
M12	× 1.75	**TB313506**	18	110	44	9	7	10	3	10.2
M14	× 2	**TB313546**	20	110	44	11	9	12	3	12
M16	× 2	**TB313606**	20	110	44	12	9	12	3	14
M18	× 2.5	**TB313656**	25	125	50	14	11	14	4	15.5
M20	× 2.5	**TB313706**	25	140	54	16	12	15	4	17.5
M22	× 2.5	**TB313746**	25	140	54	18	14.5	17	4	19.5
M24	× 3	**TB313786**	30	160	60	18	14.5	17	4	21
M27	× 3	**TB313866**	30	160	60	20	16	19	4	24
M30	× 3.5	**TB313946**	35	180	70	22	18	21	4	26.5

▶DIN 371(M2~M10) and DIN 376(M11~M30)
▶* DIN profile not ISO

◎ : Excellent ○ : Good

ISO	P											M			K					
Material Description	Non-alloy steel					Low alloy steel				High alloyed steel, and tool steel		Stainless steel			Grey cast iron		Nodular cast iron		Malleable cast iron	
VDI 3323	1	2	3	4	5	6	7	8	9	10	11	12	13	14	15	16	17	18	19	20
HRc		13	25	28	32	10	29	32	38	15	35	15	23	10	10	26	3	25		21
HB	125	190	250	270	300	180	275	300	350	200	325	200	240	180	180	260	160	250	130	230
Recommended							○	○	◎					○						

ISO	N										S							H			
Material Description	Aluminum-wrought alloy		Aluminum-cast, alloyed			Copper and Copper Alloys (Bronze / Brass)			Non Metallic Materials		Heat Resistant Super Alloys					Titanium Alloys		Hardened steel		Chilled Cast Iron	Hardened Cast Iron
VDI 3323	21	22	23	24	25	26	27	28	29	30	31	32	33	34	35	36	37	38	39	40	41
HRc											15	30	25	38	34			55	60	42	55
HB	60	100	75	90	130	110	90	100			200	280	250	350	320	400Rm	1050Rm	550	630	400	550
Recommended						○															

CARBIDE
HSS
THREAD MILLS
SYNCHRO TAPS
COMBO TAPS
YG TAP GENERAL
YG TAP STEEL
YG TAP HARDENED
YG TAP INOX
YG TAP CAST IRON
YG TAP ALU
YG TAP Ti Ni
YG TAP FORMING
NUT TAPS
STI TAPS
PIPE TAPS
TECHNICAL DATA

YG TAP HARDENED

TY313 SERIES

M ISO metric coarse threads DIN 13

Metrisches ISO-Gewinde DIN 13
ISO MÉTRIQUE DIN13
ISO Metrico passo grosso DIN 13

▶ Suitable for tapping blind holes due to special flute geometry and excellent chip evacuation.

▶ Geeignet zum Gewinden von Sacklöchern dank besonderer Nutengeometrie und ausgezeichneter Spanabfuhr.

DIN 371

DIN 376

Hole type
2.5×D

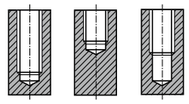

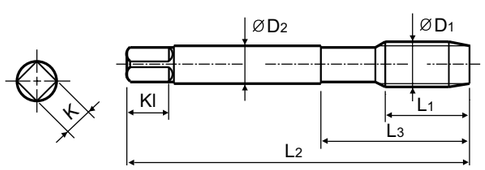

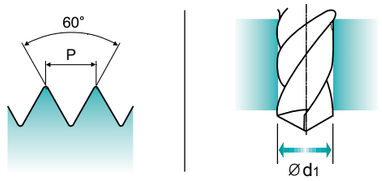

Material groups **HR** | HSS-E | DIN 371/376 | 6H | 60° | C | TiAlN | R40

Machine taps
Maschinengewindebohrer

Recommended Cutting Page : P.201

Unit : mm

SIZE	Pitch	EDP No.	Thread Length	Overall Length	Neck Length	Shank Diameter	Square Size	Square Length	No. of Flute	Tapping Drill Diameter
ØD1	P	TiAlN	L1	L2	L3	ØD2	K	Kl	Z	Ød1
M2	× 0.4	**TY313136**	8	45	13	2.8	2.1	5	3	1.6
M2.2	× 0.45	**TY313156**	8	45	13	2.8	2.1	5	3	1.75
*M2.3	× 0.4	**TY313196**	8	45	13	2.8	2.1	5	3	1.9
M2.5	× 0.45	**TY313176**	9	50	15	2.8	2.1	5	3	2.05
*M2.6	× 0.45	**TY313496**	9	50	15	2.8	2.1	5	3	2.1
M3	× 0.5	**TY313206**	6	56	18	3.5	2.7	6	3	2.5
M3.5	× 0.6	**TY313226**	7	56	20	4	3	6	3	2.9
M4	× 0.7	**TY313246**	7	63	21	4.5	3.4	6	3	3.3
M4.5	× 0.75	**TY313266**	8	70	25	6	4.9	8	3	3.7
M5	× 0.8	**TY313286**	8	70	25	6	4.9	8	3	4.2
M6	× 1	**TY313316**	10	80	30	6	4.9	8	3	5
M7	× 1	**TY313346**	10	80	30	7	5.5	8	3	6
M8	× 1.25	**TY313366**	13	90	35	8	6.2	9	3	6.8
M9	× 1.25	**TY313396**	13	90	35	9	7	10	3	7.8
M10	× 1.5	**TY313426**	15	100	39	10	8	11	3	8.5
M11	× 1.5	**TY313466**	17	100	40	8	6.2	9	3	9.5
M12	× 1.75	**TY313506**	18	110	44	9	7	10	3	10.2
M14	× 2	**TY313546**	20	110	44	11	9	12	3	12
M16	× 2	**TY313606**	20	110	44	12	9	12	3	14
M18	× 2.5	**TY313656**	25	125	50	14	11	14	4	15.5
M20	× 2.5	**TY313706**	25	140	54	16	12	15	4	17.5
M22	× 2.5	**TY313746**	25	140	54	18	14.5	17	4	19.5
M24	× 3	**TY313786**	30	160	60	18	14.5	17	4	21
M27	× 3	**TY313866**	30	160	60	20	16	19	4	24
M30	× 3.5	**TY313946**	35	180	70	22	18	21	4	26.5

▶DIN 371(M2~M10) and DIN 376(M11~M30)
▶* DIN profile not ISO

◎ : Excellent ○ : Good

ISO	P											M			K					
Material Description	Non-alloy steel					Low alloy steel				High alloyed steel, and tool steel		Stainless steel			Grey cast iron		Nodular cast iron		Malleable cast iron	
VDI 3323	1	2	3	4	5	6	7	8	9	10	11	12	13	14	15	16	17	18	19	20
HRc		13	25	28	32	10	29	32	38	15	35	15	23	10	10	26	3	25		21
HB	125	190	250	270	300	180	275	300	350	200	325	200	240	180	180	260	160	250	130	230
Recommended							○	○	◎					○						

ISO	N										S							H			
Material Description	Aluminum-wrought alloy		Aluminum-cast, alloyed			Copper and Copper Alloys (Bronze / Brass)			Non Metallic Materials		Heat Resistant Super Alloys					Titanium Alloys		Hardened steel		Chilled Cast Iron	Hardened Cast Iron
VDI 3323	21	22	23	24	25	26	27	28	29	30	31	32	33	34	35	36	37	38	39	40	41
HRc											15	30	25	38	34			55	60	42	55
HB	60	100	75	90	130	110	90	100			200	280	250	350	320	400Rm	1050Rm	550	630	400	550
Recommended						○															

YG TAP HARDENED

TC283 SERIES

M ISO metric coarse threads DIN 13

Metrisches ISO-Gewinde DIN 13
ISO MÉTRIQUE DIN13
ISO Metrico passo grosso DIN 13

▶ Suitable for through hole in more cutting speed than other taps due to thick web.

▶ Geeignet für Durchgangslöcher in höherer Schnittgeschwindigkeit als bei anderen Gewindebohrern dank größerer Kerndicke.

DIN 371

DIN 376

Hole type
3.0×D

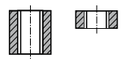

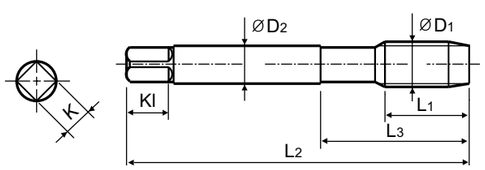

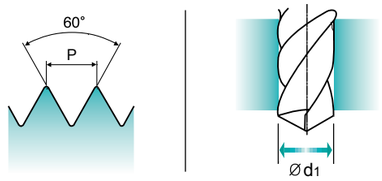

Material groups **HR** | HSS-E | DIN 371/376 | 6H | 60° | B | Bright

Machine taps
Maschinengewindebohrer

Recommended Cutting Page : P.201

Unit : mm

SIZE	Pitch	EDP No.	Thread Length	Overall Length	Neck Length	Shank Diameter	Square Size	Square Length	No. of Flute	Tapping Drill Diameter
ØD1	P	Bright	L1	L2	L3	ØD2	K	Kl	Z	Ød1
M2	× 0.4	**TC283136**	8	45	13	2.8	2.1	5	3	1.6
M2.2	× 0.45	**TC283156**	8	45	13	2.8	2.1	5	3	1.75
*M2.3	× 0.4	**TC283196**	8	45	13	2.8	2.1	5	3	1.9
M2.5	× 0.45	**TC283176**	9	50	15	2.8	2.1	5	3	2.05
*M2.6	× 0.45	**TC283496**	9	50	15	2.8	2.1	5	3	2.1
M3	× 0.5	**TC283206**	11	56	18	3.5	2.7	6	3	2.5
M3.5	× 0.6	**TC283226**	12	56	20	4	3	6	3	2.9
M4	× 0.7	**TC283246**	13	63	21	4.5	3.4	6	3	3.3
M4.5	× 0.75	**TC283266**	14	70	25	6	4.9	8	3	3.7
M5	× 0.8	**TC283286**	15	70	25	6	4.9	8	3	4.2
M6	× 1	**TC283316**	17	80	30	6	4.9	8	3	5
M7	× 1	**TC283346**	17	80	30	7	5.5	8	3	6
M8	× 1.25	**TC283366**	20	90	35	8	6.2	9	3	6.8
M9	× 1.25	**TC283396**	20	90	35	9	7	10	3	7.8
M10	× 1.5	**TC283426**	22	100	39	10	8	11	3	8.5
M11	× 1.5	**TC283466**	22	100	40	8	6.2	9	3	9.5
M12	× 1.75	**TC283506**	24	110	44	9	7	10	3	10.2
M14	× 2	**TC283546**	26	110	44	11	9	12	3	12
M16	× 2	**TC283606**	27	110	44	12	9	12	3	14
M18	× 2.5	**TC283656**	30	125	50	14	11	14	4	15.5
M20	× 2.5	**TC283706**	32	140	54	16	12	15	4	17.5
M22	× 2.5	**TC283746**	32	140	54	18	14.5	17	4	19.5
M24	× 3	**TC283786**	34	160	60	18	14.5	17	4	21
M27	× 3	**TC283866**	36	160	60	20	16	19	4	24
M30	× 3.5	**TC283946**	40	180	70	22	18	21	4	26.5

▶DIN 371(M2~M10) and DIN 376(M11~M30)
▶* DIN profile not ISO

◎ : Excellent ○ : Good

ISO	P											M			K					
Material Description	Non-alloy steel					Low alloy steel				High alloyed steel, and tool steel		Stainless steel			Grey cast iron		Nodular cast iron		Malleable cast iron	
VDI 3323	1	2	3	4	5	6	7	8	9	10	11	12	13	14	15	16	17	18	19	20
HRc		13	25	28	32	10	29	32	38	15	35	15	23	10	10	26	3	25		21
HB	125	190	250	270	300	180	275	300	350	200	325	200	240	180	180	260	160	250	130	230
Recommended							○	○	◎					○						

ISO	N										S							H			
Material Description	Aluminum-wrought alloy		Aluminum-cast, alloyed			Copper and Copper Alloys (Bronze / Brass)			Non Metallic Materials		Heat Resistant Super Alloys					Titanium Alloys		Hardened steel		Chilled Cast Iron	Hardened Cast Iron
VDI 3323	21	22	23	24	25	26	27	28	29	30	31	32	33	34	35	36	37	38	39	40	41
HRc											15	30	25	38	34			55	60	42	55
HB	60	100	75	90	130	110	90	100			200	280	250	350	320	400Rm	1050Rm	550	630	400	550
Recommended						○															

YG TAP HARDENED

TY283 SERIES

M ISO metric coarse threads DIN 13

Metrisches ISO-Gewinde DIN 13
ISO MÉTRIQUE DIN13
ISO Metrico passo grosso DIN 13

▶ Suitable for through hole in more cutting speed than other taps due to thick web.

▶ Geeignet für Durchgangslöcher in höherer Schnittgeschwindigkeit als bei anderen Gewindebohrern dank größerer Kerndicke.

DIN 371

DIN 376

Hole type
3.0×D

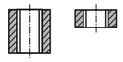

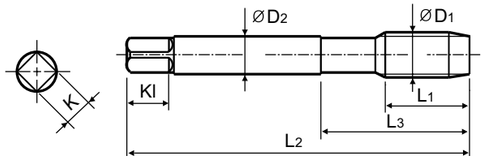

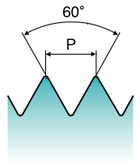

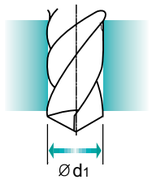

Material groups **HR** | HSS-E | DIN 371/376 | 6H | 60° | B | TiAlN

Machine taps
Maschinengewindebohrer

Recommended Cutting Page : P.201

Unit : mm

SIZE	Pitch	EDP No.	Thread Length	Overall Length	Neck Length	Shank Diameter	Square Size	Square Length	No. of Flute	Tapping Drill Diameter
ØD1	P	TiAlN	L1	L2	L3	ØD2	K	Kl	Z	Ød1
M2	× 0.4	**TY283136**	8	45	13	2.8	2.1	5	3	1.6
M2.2	× 0.45	**TY283156**	8	45	13	2.8	2.1	5	3	1.75
*M2.3	× 0.4	**TY283196**	8	45	13	2.8	2.1	5	3	1.9
M2.5	× 0.45	**TY283176**	9	50	15	2.8	2.1	5	3	2.05
*M2.6	× 0.45	**TY283496**	9	50	15	2.8	2.1	5	3	2.1
M3	× 0.5	**TY283206**	11	56	18	3.5	2.7	6	3	2.5
M3.5	× 0.6	**TY283226**	12	56	20	4	3	6	3	2.9
M4	× 0.7	**TY283246**	13	63	21	4.5	3.4	6	3	3.3
M4.5	× 0.75	**TY283266**	14	70	25	6	4.9	8	3	3.7
M5	× 0.8	**TY283286**	15	70	25	6	4.9	8	3	4.2
M6	× 1	**TY283316**	17	80	30	6	4.9	8	3	5
M7	× 1	**TY283346**	17	80	30	7	5.5	8	3	6
M8	× 1.25	**TY283366**	20	90	35	8	6.2	9	3	6.8
M9	× 1.25	**TY283396**	20	90	35	9	7	10	3	7.8
M10	× 1.5	**TY283426**	22	100	39	10	8	11	3	8.5
M11	× 1.5	**TY283466**	22	100	40	8	6.2	9	3	9.5
M12	× 1.75	**TY283506**	24	110	44	9	7	10	3	10.2
M14	× 2	**TY283546**	26	110	44	11	9	12	3	12
M16	× 2	**TY283606**	27	110	44	12	9	12	3	14
M18	× 2.5	**TY283656**	30	125	50	14	11	14	4	15.5
M20	× 2.5	**TY283706**	32	140	54	16	12	15	4	17.5
M22	× 2.5	**TY283746**	32	140	54	18	14.5	17	4	19.5
M24	× 3	**TY283786**	34	160	60	18	14.5	17	4	21
M27	× 3	**TY283866**	36	160	60	20	16	19	4	24
M30	× 3.5	**TY283946**	40	180	70	22	18	21	4	26.5

▶DIN 371(M2~M10) and DIN 376(M11~M30)
▶* DIN profile not ISO

◎ : Excellent ○ : Good

ISO	P													M			K					
Material Description	Non-alloy steel					Low alloy steel				High alloyed steel, and tool steel		Stainless steel			Grey cast iron		Nodular cast iron		Malleable cast iron	
VDI 3323	1	2	3	4	5	6	7	8	9	10	11	12	13	14	15	16	17	18	19	20
HRc		13	25	28	32	10	29	32	38	15	35	15	23	10	10	26	3	25		21
HB	125	190	250	270	300	180	275	300	350	200	325	200	240	180	180	260	160	250	130	230
Recommended							○	○	◎					○						

ISO	N										S							H		
Material Description	Aluminum-wrought alloy		Aluminum-cast, alloyed			Copper and Copper Alloys (Bronze / Brass)			Non Metallic Materials		Heat Resistant Super Alloys					Titanium Alloys		Hardened steel	Chilled Cast Iron	Hardened Cast Iron
VDI 3323	21	22	23	24	25	26	27	28	29	30	31	32	33	34	35	36	37	38	39	40	41
HRc											15	30	25	38	34			55	60	42	55
HB	60	100	75	90	130	110	90	100			200	280	250	350	320	400Rm	1050Rm	550	630	400	550
Recommended						○															

YG TAP HARDENED

RECOMMENDED CUTTING CONDITIONS
EMPFOHLENE SCHNEIDKONDITIONEN

ISO	VDI 3323	Material Description	HB	HRc	T0997-TIC	T0999-TIC	TC313 TB313 TY313	TC283 TY283
					Vc (m/min)			
P	1	Non-alloy steel	125					
	2		190	13				
	3		250	25				
	4		270	28				
	5		300	32				
	6	Low alloy steel	180	10				
	7		275	29			10-15	10-15
	8		300	32			6-10	6-10
	9		350	38	5-8	5-8	3-5	3-5
	10	High alloyed steel, and tool steel	200	15				
	11		325	35				
M	12	Stainless steel	200	15				
	13		240	23				
	14		180	10			4-6	4-6
K	15	Grey cast iron	180	10				
	16		260	26				
	17	Nodular cast iron	160	3				
	18		250	25				
	19	Malleable cast iron	130					
	20		230	21				
N	21	Aluminum-wrought alloy	60					
	22		100					
	23	Aluminum-cast, alloyed	75					
	24		90					
	25		130					
	26	Copper and Copper Alloys (Bronze / Brass)	110				25-35	25-35
	27		90					
	28		100					
	29	Non Metallic Materials						
	30							
S	31	Heat Resistant Super Alloys	200	15				
	32		280	30				
	33		250	25				
	34		350	38				
	35		320	34				
	36	Titanium Alloys	400 Rm					
	37		1050 Rm					
H	38	Hardened steel	550	55	3-7	3-7		
	39		630	60	3-7	3-7		
	40	Chilled Cast Iron	400	42	3-7	3-7		
	41	Hardened Cast Iron	550	55	3-7	3-7		

CARBIDE
HSS
THREAD MILLS
SYNCHRO TAPS
COMBO TAPS
YG TAP GENERAL
YG TAP STEEL
YG TAP HARDENED
YG TAP INOX
YG TAP CAST IRON
YG TAP ALU
YG TAP Ti Ni
YG TAP FORMING
NUT TAPS
STI TAPS
PIPE TAPS
TECHNICAL DATA

Leading Through Innovation

Global Cutting Tool Leader **YG-1**

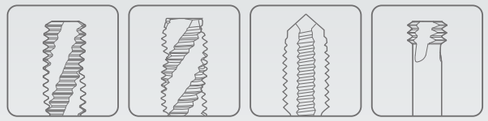

THREADING

HSS-E & HSS-PM

YG TAP INOX

YG TAP INOX

- **For Stainless Steels with Lamellar, Irregular Chip Formation where the Cutting Forces are Higher**
- Für nichtrostende St hle mit lamellarer, unregelm Biger Sp nebildung, bei denen die Schnittkr fte gr Ber sind.

SELECTION GUIDE

THREADING TOOLS

HSS-E & HSS-PM YG TAP INOX

For Stainless Steels with Lamellar, Irregular Chip Formation where the Cutting Forces are Higher

Please visit globalyg1.com/mat for material search

◎ : Excellent ○ : Good

Recommended cutting conditions : P.225

SERIES		HOLE TYPE	Max.2.0xD Blind Hole	Max. 2.5xD Blind Hole		
		TOOL MATERIAL	HSS-E	HSS-PM		HSS-E
		CHAMFER LEAD ACC.TO DIN2197	C	C	C	C
		FLUTE TYPE	Spiral Flute	Spiral Flute	Spiral Flute	Spiral Flute
		SPIRAL FLUTE ANGLE	R40	R40	R40	R40
M	DIN371/376		TB711 (P.206)	TQ813 (P.207)	TR813 (P.208)	TB914 (P.209)
M	DIN352					
M	DIN357/LONG					
MF	DIN374					TB183 (P.219)
MF	DIN2181					
UNC	DIN371/376					TB904 (P.220)
UNC	DIN351					
UNF	DIN371/374					TB924 (P.221)
UNF	DIN2181					
BSW	DIN2182/2183					
BSW	DIN351					
G(BSP)	DIN5156/5157					
EG-M	DIN371/376					
EG-UNC	DIN371/376					
EG-UNF	DIN371/374					
SURFACE TREATMENT			VAP	VAP	Bright	VAP
MODEL						

ISO	VDI 3323	Material Description	Composition / Structure / Heat Treatment		HB	HRc	TB711	TQ813	TR813	TB914
P	1	Non-alloy steel	About 0.15% C	Annealed	125		◎	○	○	◎
P	2	Non-alloy steel	About 0.45% C	Annealed	190	13	◎	◎	◎	◎
P	3	Non-alloy steel	About 0.45% C	Quenched & Tempered	250	25		○	○	○
P	4	Non-alloy steel	About 0.75% C	Annealed	270	28		○	○	○
P	5	Non-alloy steel	About 0.75% C	Quenched & Tempered	300	32				
P	6	Low alloy steel		Annealed	180	10		○	○	○
P	7	Low alloy steel		Quenched & Tempered	275	29				
P	8	Low alloy steel		Quenched & Tempered	300	32				
P	9	Low alloy steel		Quenched & Tempered	350	38				
P	10	High alloyed steel, and tool steel		Annealed	200	15				
P	11	High alloyed steel, and tool steel		Quenched & Tempered	325	35				
M	12	Stainless steel	Ferritic / Martensitic	Annealed	200	15	○	◎	◎	◎
M	13	Stainless steel	Martensitic	Quenched & Tempered	240	23	○	◎	◎	◎
M	14	Stainless steel	Austenitic		180	10	○	◎	◎	◎
K	15	Grey cast iron	Pearlitic / ferritic		180	10				
K	16	Grey cast iron	Pearlitic (Martensitic)		260	26				
K	17	Nodular cast iron	Ferritic		160	3				
K	18	Nodular cast iron	Pearlitic		250	25				
K	19	Malleable cast iron	Ferritic		130					
K	20	Malleable cast iron	Pearlitic		230	21				
N	21	Aluminum-wrought alloy	Not Curable		60		○			
N	22	Aluminum-wrought alloy	Curable	Hardened	100					
N	23	Aluminum-cast, alloyed	≤ 12% Si, Not Curable		75					
N	24	Aluminum-cast, alloyed	≤ 12% Si, Curable	Hardened	90					
N	25	Aluminum-cast, alloyed	> 12% Si, Not Curable		130					
N	26	Copper and Copper Alloys (Bronze / Brass)	Cutting Alloys, PB>1%		110					
N	27	Copper and Copper Alloys (Bronze / Brass)	CuZn, CuSnZn (Brass)		90					
N	28	Copper and Copper Alloys (Bronze / Brass)	CuSn, lead-free copper and electrolytic copper		100		○			
N	29	Non Metallic Materials	Duroplastic, Fiber Reinforced Plastic							
N	30	Non Metallic Materials	Rubber, Wood, etc.							
S	31	Heat Resistant Super Alloys	Fe Based	Annealed	200	15		○	○	○
S	32	Heat Resistant Super Alloys	Fe Based	Cured	280	30				
S	33	Heat Resistant Super Alloys	Ni or Co Based	Annealed	250	25				
S	34	Heat Resistant Super Alloys	Ni or Co Based	Cured	350	38				
S	35	Heat Resistant Super Alloys	Ni or Co Based	Cast	320	34				
S	36	Titanium Alloys	Pure Titanium		400 Rm			○	○	○
S	37	Titanium Alloys	Alpha + Beta Alloys	Hardened	1050 Rm					
H	38	Hardened steel		Hardened	550	55				
H	39	Hardened steel		Hardened	630	60				
H	40	Chilled Cast Iron		Cast	400	42				
H	41	Hardened Cast Iron		Hardened	550	55				

	Max. 2.5xD Blind Hole						Max. 3.0xD Through Hole			
	HSS-E						HSS-PM		HSS-E	
	C	C	C	C	C	C	B	B	B	B
	Spiral Flute	Spiral Flute	Spiral Flute	Spiral Flute	Spiral Flute	Spiral Flute	Spiral Point	Spiral Point	Spiral Point	Spiral Point
	R40	R40	R40	R40	R40	R40	-	-	-	-
DIN371/376	TI914 (P.209)	TBE15 (P.210)	TBE16 (P.211)	TBE17 (P.212)	TBE18 (P.213)	TCH14 (P.214)	TQ853 (P.215)	TR853 (P.216)	TB623 (P.217)	TCH23 (P.218)
DIN352										
DIN357/LONG										
DIN374									TB123 (P.222)	
DIN2181										
DIN371/376									TB264 (P.223)	
DIN351										
DIN371/374									TB274 (P.224)	
DIN2181										
DIN2182/2183										
DIN351										
DIN5156/5157										
DIN371/376										
DIN371/376										
DIN371/374										
	TiCN	VAP	VAP	VAP	VAP	HardSlick	VAP	Bright	VAP	HardSlick
										

ISO	VDI 3323	Material Description	Composition / Structure / Heat Treatment		HB	HRc	TI914	TBE15	TBE16	TBE17	TBE18	TCH14	TQ853	TR853	TB623	TCH23
P	1	Non-alloy steel	About 0.15% C	Annealed	125		◎	◎	◎	◎	◎	◎	○	○	◎	◎
P	2	Non-alloy steel	About 0.45% C	Annealed	190	13	◎	◎	◎	◎	◎	◎	◎	◎	◎	◎
P	3	Non-alloy steel	About 0.45% C	Quenched & Tempered	250	25	○	○	○	○	○	○	○	○	○	○
P	4	Non-alloy steel	About 0.75% C	Annealed	270	28	○	○	○	○	○	○	○	○	○	○
P	5	Non-alloy steel	About 0.75% C	Quenched & Tempered	300	32										
P	6	Low alloy steel		Annealed	180	10	○	○	○	○	○	○	○	○	○	○
P	7	Low alloy steel		Quenched & Tempered	275	29										
P	8	Low alloy steel		Quenched & Tempered	300	32										
P	9	Low alloy steel		Quenched & Tempered	350	38										
P	10	High alloyed steel, and tool steel		Annealed	200	15										
P	11	High alloyed steel, and tool steel		Quenched & Tempered	325	35										
M	12	Stainless steel	Ferritic / Martensitic	Annealed	200	15	◎	◎	◎	◎	◎	◎	◎	◎	◎	◎
M	13	Stainless steel	Martensitic	Quenched & Tempered	240	23	◎	◎	◎	◎	◎	◎	◎	◎	◎	◎
M	14	Stainless steel	Austenitic		180	10	◎	◎	◎	◎	◎	◎	◎	◎	◎	◎
K	15	Grey cast iron	Pearlitic / ferritic		180	10										
K	16	Grey cast iron	Pearlitic (Martensitic)		260	26										
K	17	Nodular cast iron	Ferritic		160	3										
K	18	Nodular cast iron	Pearlitic		250	25										
K	19	Malleable cast iron	Ferritic		130											
K	20	Malleable cast iron	Pearlitic		230	21										
N	21	Aluminum-wrought alloy	Not Curable		60											
N	22	Aluminum-wrought alloy	Curable	Hardened	100											
N	23	Aluminum-cast, alloyed	≤ 12% Si, Not Curable		75											
N	24	Aluminum-cast, alloyed	≤ 12% Si, Curable	Hardened	90											
N	25	Aluminum-cast, alloyed	> 12% Si, Not Curable		130											
N	26	Copper and Copper Alloys (Bronze / Brass)	Cutting Alloys, PB>1%		110											
N	27	Copper and Copper Alloys (Bronze / Brass)	CuZn, CuSnZn (Brass)		90											
N	28	Copper and Copper Alloys (Bronze / Brass)	CuSn, lead-free copper and electrolytic copper		100											
N	29	Non Metallic Materials	Duroplastic, Fiber Reinforced Plastic													
N	30	Non Metallic Materials	Rubber, Wood, etc.													
S	31	Heat Resistant Super Alloys	Fe Based	Annealed	200	15	○	○	○	○	○	○	○	○	○	○
S	32	Heat Resistant Super Alloys	Fe Based	Cured	280	30										
S	33	Heat Resistant Super Alloys	Ni or Co Based	Annealed	250	25										
S	34	Heat Resistant Super Alloys	Ni or Co Based	Cured	350	38										
S	35	Heat Resistant Super Alloys	Ni or Co Based	Cast	320	34										
S	36	Titanium Alloys	Pure Titanium		400 Rm		○	○	○	○	○	○	○	○	○	○
S	37	Titanium Alloys	Alpha + Beta Alloys	Hardened	1050 Rm											
H	38	Hardened steel		Hardened	550	55										
H	39	Hardened steel		Hardened	630	60										
H	40	Chilled Cast Iron		Cast	400	42										
H	41	Hardened Cast Iron		Hardened	550	55										

CARBIDE
HSS
THREAD MILLS
SYNCHRO TAPS
COMBO TAPS
YG TAP GENERAL
YG TAP STEEL
YG TAP HARDENED
YG TAP INOX
YG TAP CAST IRON
YG TAP ALU
YG TAP Ti Ni
YG TAP FORMING
NUT TAPS
STI TAPS
PIPE TAPS
TECHNICAL DATA

YG TAP INOX

TB711 SERIES

M ISO metric coarse threads DIN 13

Metrisches ISO-Gewinde DIN 13
ISO MÉTRIQUE DIN13
ISO Metrico passo grosso DIN 13

▶ Suitable for tapping blind holes due to special flute geometry and excellent chip evacuation.

▶ Geeignet zum Gewinden von Sacklöchern dank besonderer Nutengeometrie und ausgezeichneter Spanabfuhr.

DIN 371

DIN 376

Hole type
2.0×D

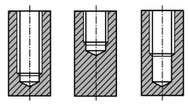

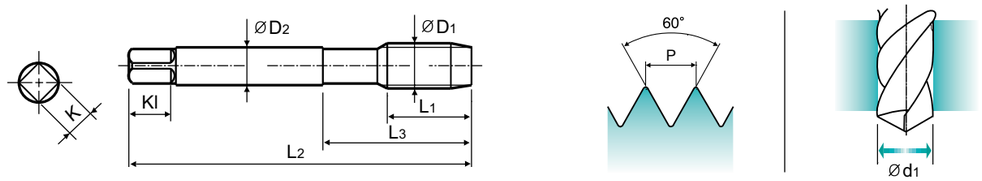

Material groups: NW | HSS-E | DIN 371/376 | 6H | 60° | C | Vap | R40

Machine taps
Maschinengewindebohrer

Recommended Cutting Page : P.225

Unit : mm

SIZE	Pitch	EDP No.	Thread Length	Overall Length	Neck Length	Shank Diameter	Square Size	Square Length	No. of Flute	Tapping Drill Diameter
ØD1	P	Vap	L1	L2	L3	ØD2	K	Kl	Z	Ød1
M2	× 0.4	**TB711136**	8	45	13	2.8	2.1	5	3	1.6
M2.2	× 0.45	**TB711156**	8	45	13	2.8	2.1	5	3	1.75
*M2.3	× 0.4	**TB711196**	8	45	13	2.8	2.1	5	3	1.9
M2.5	× 0.45	**TB711176**	9	50	15	2.8	2.1	5	3	2.05
*M2.6	× 0.45	**TB711496**	9	50	15	2.8	2.1	5	3	2.1
M3	× 0.5	**TB711206**	6	56	18	3.5	2.7	6	3	2.5
M3.5	× 0.6	**TB711226**	7	56	20	4	3	6	3	2.9
M4	× 0.7	**TB711246**	7	63	21	4.5	3.4	6	3	3.3
M4.5	× 0.75	**TB711266**	8	70	25	6	4.9	8	3	3.7
M5	× 0.8	**TB711286**	8	70	25	6	4.9	8	3	4.2
M6	× 1	**TB711316**	10	80	30	6	4.9	8	3	5
M7	× 1	**TB711346**	10	80	30	7	5.5	8	3	6
M8	× 1.25	**TB711366**	13	90	35	8	6.2	9	3	6.8
M9	× 1.25	**TB711396**	13	90	35	9	7	10	3	7.8
M10	× 1.5	**TB711426**	15	100	39	10	8	11	3	8.5
M11	× 1.5	**TB711466**	17	100	40	8	6.2	9	3	9.5
M12	× 1.75	**TB711506**	18	110	44	9	7	10	3	10.2
M14	× 2	**TB711546**	20	110	44	11	9	12	3	12
M16	× 2	**TB711606**	20	110	44	12	9	12	3	14
M18	× 2.5	**TB711656**	25	125	50	14	11	14	4	15.5
M20	× 2.5	**TB711706**	25	140	54	16	12	15	4	17.5
M22	× 2.5	**TB711746**	25	140	54	18	14.5	17	4	19.5
M24	× 3	**TB711786**	30	160	60	18	14.5	17	4	21
M27	× 3	**TB711866**	30	160	60	20	16	19	4	24
M30	× 3.5	**TB711946**	35	180	70	22	18	21	4	26.5

▶DIN 371(M2~M10) and DIN 376(M11~M30)
▶* DIN profile not ISO

◎ : Excellent ○ : Good

ISO	P											M			K					
Material Description	Non-alloy steel					Low alloy steel				High alloyed steel, and tool steel		Stainless steel			Grey cast iron		Nodular cast iron		Malleable cast iron	
VDI 3323	1	2	3	4	5	6	7	8	9	10	11	12	13	14	15	16	17	18	19	20
HRc		13	25	28	32	10	29	32	38	15	35	15	23	10	10	26	3	25		21
HB	125	190	250	270	300	180	275	300	350	200	325	200	240	180	180	260	160	250	130	230
Recommended	◎	◎										○	○	○						

ISO	N										S							H			
Material Description	Aluminum-wrought alloy		Aluminum-cast, alloyed			Copper and Copper Alloys (Bronze / Brass)			Non Metallic Materials		Heat Resistant Super Alloys					Titanium Alloys		Hardened steel		Chilled Cast Iron	Hardened Cast Iron
VDI 3323	21	22	23	24	25	26	27	28	29	30	31	32	33	34	35	36	37	38	39	40	41
HRc											15	30	25	38	34			55	60	42	55
HB	60	100	75	90	130	110	90	100			200	280	250	350	320	400Rm	1050Rm	550	630	400	550
Recommended	○							○													

YG TAP INOX

TQ813 SERIES

M ISO metric coarse threads DIN 13

Metrisches ISO-Gewinde DIN 13
ISO MÉTRIQUE DIN13
ISO Metrico passo grosso DIN 13

▶ Suitable for tapping blind holes due to special flute geometry and excellent chip evacuation.

▶ Geeignet zum Gewinden von Sacklöchern dank besonderer Nutengeometrie und ausgezeichneter Spanabfuhr.

DIN 371

DIN 376

Hole type
2.5×D

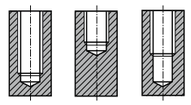

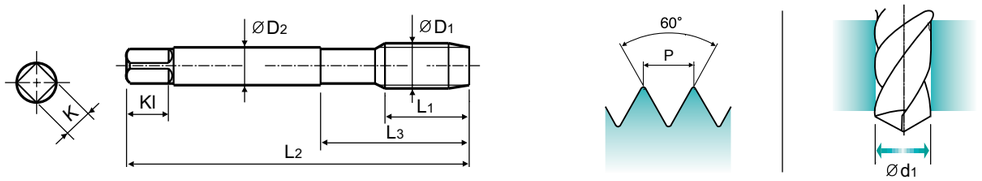

Material groups: VA | HSS-PM | DIN 371/376 | 6H | 60° | C | Vap | R40

Machine taps
Maschinengewindebohrer

Recommended Cutting Page : P.225

Unit : mm

SIZE	Pitch	EDP No.	Thread Length	Overall Length	Neck Length	Shank Diameter	Square Size	Square Length	No. of Flute	Tapping Drill Diameter
ØD1	P	Vap	L1	L2	L3	ØD2	K	Kl	Z	Ød1
M2	× 0.4	**TQ813136**	8	45	13	2.8	2.1	5	3	1.6
M2.2	× 0.45	**TQ813156**	8	45	13	2.8	2.1	5	3	1.75
M2.5	× 0.45	**TQ813176**	9	50	15	2.8	2.1	5	3	2.05
M3	× 0.5	**TQ813206**	6	56	18	3.5	2.7	6	3	2.5
M3.5	× 0.6	**TQ813226**	7	56	20	4	3	6	3	2.9
M4	× 0.7	**TQ813246**	7	63	21	4.5	3.4	6	3	3.3
M4.5	× 0.75	**TQ813266**	8	70	25	6	4.9	8	3	3.7
M5	× 0.8	**TQ813286**	8	70	25	6	4.9	8	3	4.2
M6	× 1	**TQ813316**	10	80	30	6	4.9	8	3	5
M7	× 1	**TQ813346**	10	80	30	7	5.5	8	3	6
M8	× 1.25	**TQ813366**	13	90	35	8	6.2	9	3	6.8
M10	× 1.5	**TQ813426**	15	100	39	10	8	11	3	8.5
M12	× 1.75	**TQ813506**	18	110	44	9	7	10	3	10.2

▶DIN 371(M2~M10) and DIN 376(M12)

◎ : Excellent ○ : Good

ISO	P											M			K					
Material Description	Non-alloy steel					Low alloy steel				High alloyed steel, and tool steel		Stainless steel			Grey cast iron		Nodular cast iron		Malleable cast iron	
VDI 3323	1	2	3	4	5	6	7	8	9	10	11	12	13	14	15	16	17	18	19	20
HRc		13	25	28	32	10	29	32	38	15	35	15	23	10	10	26	3	25		21
HB	125	190	250	270	300	180	275	300	350	200	325	200	240	180	180	260	160	250	130	230
Recommended	○	◎	○	○		○						◎	◎	◎						

ISO	N										S							H			
Material Description	Aluminum-wrought alloy		Aluminum-cast, alloyed			Copper and Copper Alloys (Bronze / Brass)			Non Metallic Materials		Heat Resistant Super Alloys					Titanium Alloys		Hardened steel		Chilled Cast Iron	Hardened Cast Iron
VDI 3323	21	22	23	24	25	26	27	28	29	30	31	32	33	34	35	36	37	38	39	40	41
HRc											15	30	25	38	34			55	60	42	55
HB	60	100	75	90	130	110	90	100			200	280	250	350	320	400Rm	1050Rm	550	630	400	550
Recommended											○					○					

YG TAP INOX

TR813 SERIES

M ISO metric coarse threads DIN 13

Metrisches ISO-Gewinde DIN 13
ISO MÉTRIQUE DIN13
ISO Metrico passo grosso DIN 13

▶ Suitable for tapping blind holes due to special flute geometry and excellent chip evacuation.

▶ Geeignet zum Gewinden von Sacklöchern dank besonderer Nutengeometrie und ausgezeichneter Spanabfuhr.

DIN 371

DIN 376

Hole type
2.5×D

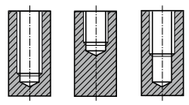

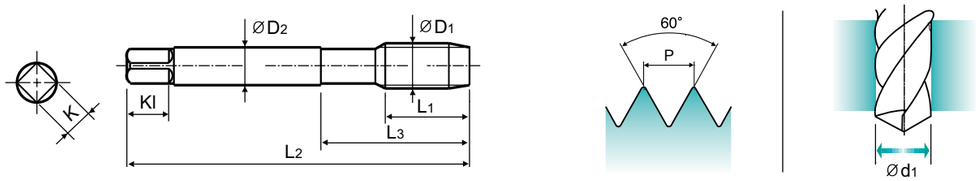

Material groups: VA | HSS-PM | DIN 371/376 | 6H | 60° | C | Bright | R40

Machine taps
Maschinengewindebohrer

Recommended Cutting Page : P.225

Unit : mm

SIZE	Pitch	EDP No.	Thread Length	Overall Length	Neck Length	Shank Diameter	Square Size	Square Length	No. of Flute	Tapping Drill Diameter
ØD1	P	Bright	L1	L2	L3	ØD2	K	Kl	Z	Ød1
M2	× 0.4	**TR813136**	8	45	13	2.8	2.1	5	3	1.6
M2.2	× 0.45	**TR813156**	8	45	13	2.8	2.1	5	3	1.75
M2.5	× 0.45	**TR813176**	9	50	15	2.8	2.1	5	3	2.05
M3	× 0.5	**TR813206**	6	56	18	3.5	2.7	6	3	2.5
M3.5	× 0.6	**TR813226**	7	56	20	4	3	6	3	2.9
M4	× 0.7	**TR813246**	7	63	21	4.5	3.4	6	3	3.3
M4.5	× 0.75	**TR813266**	8	70	25	6	4.9	8	3	3.7
M5	× 0.8	**TR813286**	8	70	25	6	4.9	8	3	4.2
M6	× 1	**TR813316**	10	80	30	6	4.9	8	3	5
M7	× 1	**TR813346**	10	80	30	7	5.5	8	3	6
M8	× 1.25	**TR813366**	13	90	35	8	6.2	9	3	6.8
M10	× 1.5	**TR813426**	15	100	39	10	8	11	3	8.5
M12	× 1.75	**TR813506**	18	110	44	9	7	10	3	10.2

▶DIN 371(M2~M10) and DIN 376(M12)

◎ : Excellent ○ : Good

ISO	P											M			K					
Material Description	Non-alloy steel					Low alloy steel				High alloyed steel, and tool steel		Stainless steel			Grey cast iron		Nodular cast iron		Malleable cast iron	
VDI 3323	1	2	3	4	5	6	7	8	9	10	11	12	13	14	15	16	17	18	19	20
HRc		13	25	28	32	10	29	32	38	15	35	15	23	10	10	26	3	25		21
HB	125	190	250	270	300	180	275	300	350	200	325	200	240	180	180	260	160	250	130	230
Recommended	○	◎	○	○		○						◎	◎	◎						

ISO	N										S							H			
Material Description	Aluminum-wrought alloy		Aluminum-cast, alloyed			Copper and Copper Alloys (Bronze / Brass)			Non Metallic Materials		Heat Resistant Super Alloys					Titanium Alloys		Hardened steel		Chilled Cast Iron	Hardened Cast Iron
VDI 3323	21	22	23	24	25	26	27	28	29	30	31	32	33	34	35	36	37	38	39	40	41
HRc											15	30	25	38	34			55	60	42	55
HB	60	100	75	90	130	110	90	100			200	280	250	350	320	400Rm	1050Rm	550	630	400	550
Recommended											○					○					

YG TAP INOX

Vap **TB914 SERIES**
TiCN **TI914 SERIES**

M ISO metric coarse threads DIN 13

Metrisches ISO-Gewinde DIN 13
ISO MÉTRIQUE DIN13
ISO Metrico passo grosso DIN 13

▶ With recessed threads for machine tapping of deep blind holes.
▶ Suitable for tapping blind holes due to special flute geometry and excellent chip evacuation.

▶ Mit abgesetztem Gewinde zum Schneiden von tiefen Sacklochgewinden.
▶ Geeignet zum Gewinden von Sacklöchern dank besonderer Nutengeometrie und ausgezeichneter Spanabfuhr.

DIN 371

DIN 376

Hole type
2.5×D

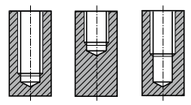

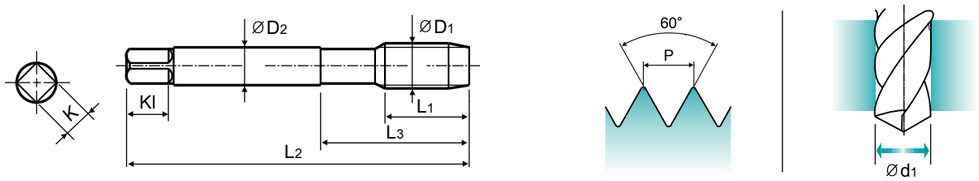

Material groups: VA NW | HSS-E | DIN 371/376 | 6H | 60° | C | Vap TiCN | R40

Machine taps
Maschinengewindebohrer

Recommended Cutting Page : P.225

Unit : mm

SIZE	Pitch	EDP No.		Thread Length	Overall Length	Neck Length	Shank Diameter	Square Size	Square Length	No. of Flute	Tapping Drill Diameter
ØD1	P	Vap	TiCN	L1	L2	L3	ØD2	K	Kl	Z	Ød1
M2	× 0.4	**TB914136**	**TI914136**	8	45	13	2.8	2.1	5	3	1.6
M2.2	× 0.45	**TB914156**	**TI914156**	8	45	13	2.8	2.1	5	3	1.75
*M2.3	× 0.4	**TB914196**	**TI914196**	8	45	13	2.8	2.1	5	3	1.9
M2.5	× 0.45	**TB914176**	**TI914176**	9	50	15	2.8	2.1	5	3	2.05
*M2.6	× 0.45	**TB914496**	**TI914496**	9	50	15	2.8	2.1	5	3	2.1
M3	× 0.5	**TB914206**	**TI914206**	6	56	18	3.5	2.7	6	3	2.5
M3.5	× 0.6	**TB914226**	**TI914226**	7	56	20	4	3	6	3	2.9
M4	× 0.7	**TB914246**	**TI914246**	7	63	21	4.5	3.4	6	3	3.3
M4.5	× 0.75	**TB914266**	**TI914266**	8	70	25	6	4.9	8	3	3.7
M5	× 0.8	**TB914286**	**TI914286**	8	70	25	6	4.9	8	3	4.2
M6	× 1	**TB914316**	**TI914316**	10	80	30	6	4.9	8	3	5
M7	× 1	**TB914346**	**TI914346**	10	80	30	7	5.5	8	3	6
M8	× 1.25	**TB914366**	**TI914366**	13	90	35	8	6.2	9	3	6.8
M9	× 1.25	**TB914396**	**TI914396**	13	90	35	9	7	10	3	7.8
M10	× 1.5	**TB914426**	**TI914426**	15	100	39	10	8	11	3	8.5
M11	× 1.5	**TB914466**	**TI914466**	17	100	40	8	6.2	9	3	9.5
M12	× 1.75	**TB914506**	**TI914506**	18	110	44	9	7	10	3	10.2
M12	× 1.75	**TB914506F4**	**TI914506F4**	18	110	44	9	7	10	4	10.2
M14	× 2	**TB914546**	**TI914546**	20	110	44	11	9	12	3	12
M14	× 2	**TB914546F4**	**TI914546F4**	20	110	44	11	9	12	4	12
M16	× 2	**TB914606**	**TI914606**	20	110	44	12	9	12	3	14
M16	× 2	**TB914606F4**	**TI914606F4**	20	110	44	12	9	12	4	14
M18	× 2.5	**TB914656**	**TI914656**	25	125	50	14	11	14	4	15.5
M20	× 2.5	**TB914706**	**TI914706**	25	140	54	16	12	15	4	17.5
M22	× 2.5	**TB914746**	**TI914746**	25	140	54	18	14.5	17	4	19.5
M24	× 3	**TB914786**	**TI914786**	30	160	60	18	14.5	17	4	21
M27	× 3	**TB914866**	**TI914866**	30	160	60	20	16	19	4	24
M30	× 3.5	**TB914946**	**TI914946**	35	180	70	22	18	21	4	26.5

▶DIN 371(M2~M10) and DIN 376(M11~M30)
▶* DIN profile not ISO

◎ : Excellent ○ : Good

ISO	P											M			K					
Material Description	Non-alloy steel					Low alloy steel				High alloyed steel, and tool steel		Stainless steel			Grey cast iron		Nodular cast iron		Malleable cast iron	
VDI 3323	1	2	3	4	5	6	7	8	9	10	11	12	13	14	15	16	17	18	19	20
HRc		13	25	28	32	10	29	32	38	15	35	15	23	10	10	26	3	25		21
HB	125	190	250	270	300	180	275	300	350	200	325	200	240	180	180	260	160	250	130	230
Recommended	◎	◎	○	○		○						◎	◎	◎						

ISO	N										S							H			
Material Description	Aluminum-wrought alloy		Aluminum-cast, alloyed			Copper and Copper Alloys (Bronze / Brass)			Non Metallic Materials		Heat Resistant Super Alloys					Titanium Alloys		Hardened steel		Chilled Cast Iron	Hardened Cast Iron
VDI 3323	21	22	23	24	25	26	27	28	29	30	31	32	33	34	35	36	37	38	39	40	41
HRc											15	30	25	38	34			55	60	42	55
HB	60	100	75	90	130	110	90	100			200	280	250	350	320	400Rm	1050Rm	550	630	400	550
Recommended											○					○					

YG TAP INOX

TBE15 SERIES

M ISO metric coarse threads DIN 13

Metrisches ISO-Gewinde DIN 13
ISO MÉTRIQUE DIN13
ISO Metrico passo grosso DIN 13

- ▶ With recessed threads for machine tapping of deep blind holes.
- ▶ Suitable for tapping blind holes due to special flute geometry and excellent chip evacuation.

- ▶ Mit abgesetztem Gewinde zum Schneiden von tiefen Sacklochgewinden.
- ▶ Geeignet zum Gewinden von Sacklöchern dank besonderer Nutengeometrie und ausgezeichneter Spanabfuhr.

DIN 371

DIN 376

Hole type
2.5×D

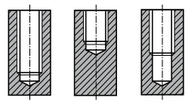

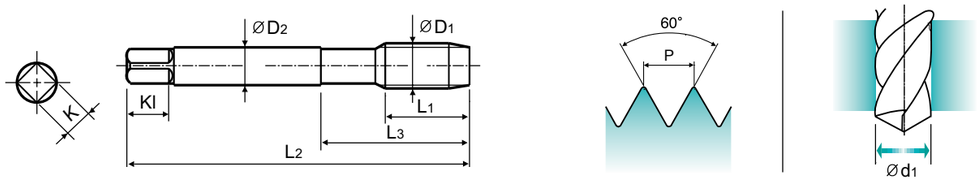

Material groups VA NW | HSS-E | DIN 371/376 | 4H | 60° | C | Vap | R40

Machine taps
Maschinengewindebohrer

Recommended Cutting Page : P.225

Unit : mm

SIZE	Pitch	EDP No.	Thread Length	Overall Length	Neck Length	Shank Diameter	Square Size	Square Length	No. of Flute	Tapping Drill Diameter
ØD1	P	Vap	L1	L2	L3	ØD2	K	Kl	Z	Ød1
M2 ×	0.4	TBE15136	8	45	13	2.8	2.1	5	3	1.6
M2.2 ×	0.45	TBE15156	8	45	13	2.8	2.1	5	3	1.75
*M2.3 ×	0.4	TBE15196	8	45	13	2.8	2.1	5	3	1.9
M2.5 ×	0.45	TBE15176	9	50	15	2.8	2.1	5	3	2.05
*M2.6 ×	0.45	TBE15496	9	50	15	2.8	2.1	5	3	2.1
M3 ×	0.5	TBE15206	6	56	18	3.5	2.7	6	3	2.5
M3.5 ×	0.6	TBE15226	7	56	20	4	3	6	3	2.9
M4 ×	0.7	TBE15246	7	63	21	4.5	3.4	6	3	3.3
M4.5 ×	0.75	TBE15266	8	70	25	6	4.9	8	3	3.7
M5 ×	0.8	TBE15286	8	70	25	6	4.9	8	3	4.2
M6 ×	1	TBE15316	10	80	30	6	4.9	8	3	5
M7 ×	1	TBE15346	10	80	30	7	5.5	8	3	6
M8 ×	1.25	TBE15366	13	90	35	8	6.2	9	3	6.8
M9 ×	1.25	TBE15396	13	90	35	9	7	10	3	7.8
M10 ×	1.5	TBE15426	15	100	39	10	8	11	3	8.5
M11 ×	1.5	TBE15466	17	100	40	8	6.2	9	3	9.5
M12 ×	1.75	TBE15506	18	110	44	9	7	10	3	10.2
M14 ×	2	TBE15546	20	110	44	11	9	12	3	12
M16 ×	2	TBE15606	20	110	44	12	9	12	3	14
M18 ×	2.5	TBE15656	25	125	50	14	11	14	4	15.5
M20 ×	2.5	TBE15706	25	140	54	16	12	15	4	17.5
M22 ×	2.5	TBE15746	25	140	54	18	14.5	17	4	19.5
M24 ×	3	TBE15786	30	160	60	18	14.5	17	4	21
M27 ×	3	TBE15866	30	160	60	20	16	19	4	24
M30 ×	3.5	TBE15946	35	180	70	22	18	21	4	26.5

▶DIN 371(M2~M10) and DIN 376(M11~M30)
▶* DIN profile not ISO

◎ : Excellent ○ : Good

ISO	P											M			K					
Material Description	Non-alloy steel					Low alloy steel				High alloyed steel, and tool steel		Stainless steel			Grey cast iron		Nodular cast iron		Malleable cast iron	
VDI 3323	1	2	3	4	5	6	7	8	9	10	11	12	13	14	15	16	17	18	19	20
HRc		13	25	28	32	10	29	32	38	15	35	15	23	10	10	26	3	25		21
HB	125	190	250	270	300	180	275	300	350	200	325	200	240	180	180	260	160	250	130	230
Recommended	◎	◎	○	○		○						◎	◎	◎						

ISO	N										S							H			
Material Description	Aluminum-wrought alloy		Aluminum-cast, alloyed			Copper and Copper Alloys (Bronze / Brass)			Non Metallic Materials		Heat Resistant Super Alloys					Titanium Alloys		Hardened steel		Chilled Cast Iron	Hardened Cast Iron
VDI 3323	21	22	23	24	25	26	27	28	29	30	31	32	33	34	35	36	37	38	39	40	41
HRc											15	30	25	38	34			55	60	42	55
HB	60	100	75	90	130	110	90	100			200	280	250	350	320	400Rm	1050Rm	550	630	400	550
Recommended											○					○					

YG TAP INOX

TBE16 SERIES

M ISO metric coarse threads DIN 13

Metrisches ISO-Gewinde DIN 13
ISO MÉTRIQUE DIN13
ISO Metrico passo grosso DIN 13

- ▶ With recessed threads for machine tapping of deep blind holes.
- ▶ Suitable for tapping blind holes due to special flute geometry and excellent chip evacuation.

- ▶ Mit abgesetztem Gewinde zum Schneiden von tiefen Sacklochgewinden.
- ▶ Geeignet zum Gewinden von Sacklöchern dank besonderer Nutengeometrie und ausgezeichneter Spanabfuhr.

DIN 371

DIN 376

Hole type
2.5×D

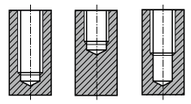

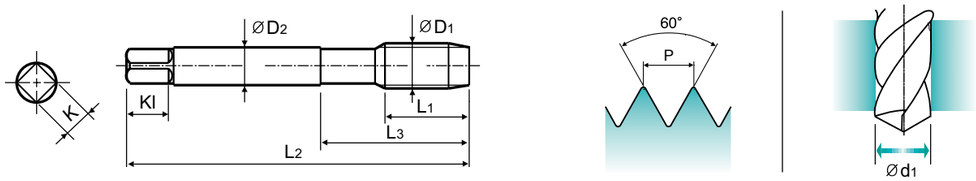

Material groups VA NW | HSS-E | DIN 371/376 | 6H+0.1 | 60° | C | Vap | R40

Machine taps
Maschinengewindebohrer

Recommended Cutting Page : P.225

Unit : mm

SIZE	Pitch	EDP No.	Thread Length	Overall Length	Neck Length	Shank Diameter	Square Size	Square Length	No. of Flute	Tapping Drill Diameter
ØD1	P	Vap	L1	L2	L3	ØD2	K	Kl	Z	Ød1
M2 ×	0.4	TBE16136	8	45	13	2.8	2.1	5	3	1.7
M2.2 ×	0.45	TBE16156	8	45	13	2.8	2.1	5	3	1.85
*M2.3 ×	0.4	TBE16196	8	45	13	2.8	2.1	5	3	2
M2.5 ×	0.45	TBE16176	9	50	15	2.8	2.1	5	3	2.15
*M2.6 ×	0.45	TBE16496	9	50	15	2.8	2.1	5	3	2.2
M3 ×	0.5	TBE16206	6	56	18	3.5	2.7	6	3	2.6
M3.5 ×	0.6	TBE16226	7	56	20	4	3	6	3	3
M4 ×	0.7	TBE16246	7	63	21	4.5	3.4	6	3	3.4
M4.5 ×	0.75	TBE16266	8	70	25	6	4.9	8	3	3.8
M5 ×	0.8	TBE16286	8	70	25	6	4.9	8	3	4.3
M6 ×	1	TBE16316	10	80	30	6	4.9	8	3	5.1
M7 ×	1	TBE16346	10	80	30	7	5.5	8	3	6.1
M8 ×	1.25	TBE16366	13	90	35	8	6.2	9	3	6.9
M9 ×	1.25	TBE16396	13	90	35	9	7	10	3	7.9
M10 ×	1.5	TBE16426	15	100	39	10	8	11	3	8.6
M11 ×	1.5	TBE16466	17	100	40	8	6.2	9	3	9.6
M12 ×	1.75	TBE16506	18	110	44	9	7	10	3	10.3
M14 ×	2	TBE16546	20	110	44	11	9	12	3	12.1
M16 ×	2	TBE16606	20	110	44	12	9	12	3	14.1
M18 ×	2.5	TBE16656	25	125	50	14	11	14	4	15.6
M20 ×	2.5	TBE16706	25	140	54	16	12	15	4	17.6
M22 ×	2.5	TBE16746	25	140	54	18	14.5	17	4	19.6
M24 ×	3	TBE16786	30	160	60	18	14.5	17	4	21.1
M27 ×	3	TBE16866	30	160	60	20	16	19	4	24.1
M30 ×	3.5	TBE16946	35	180	70	22	18	21	4	26.6

▶DIN 371(M2~M10) and DIN 376(M11~M30)
▶* DIN profile not ISO

◎ : Excellent ○ : Good

ISO	P											M			K					
Material Description	Non-alloy steel					Low alloy steel				High alloyed steel, and tool steel		Stainless steel			Grey cast iron		Nodular cast iron		Malleable cast iron	
VDI 3323	1	2	3	4	5	6	7	8	9	10	11	12	13	14	15	16	17	18	19	20
HRc		13	25	28	32	10	29	32	38	15	35	15	23	10	10	26	3	25		21
HB	125	190	250	270	300	180	275	300	350	200	325	200	240	180	180	260	160	250	130	230
Recommended	◎	◎	○	○		○						◎	◎	◎						

ISO	N										S							H			
Material Description	Aluminum-wrought alloy		Aluminum-cast, alloyed			Copper and Copper Alloys (Bronze / Brass)			Non Metallic Materials		Heat Resistant Super Alloys					Titanium Alloys		Hardened steel		Chilled Cast Iron	Hardened Cast Iron
VDI 3323	21	22	23	24	25	26	27	28	29	30	31	32	33	34	35	36	37	38	39	40	41
HRc											15	30	25	38	34			55	60	42	55
HB	60	100	75	90	130	110	90	100			200	280	250	350	320	400Rm	1050Rm	550	630	400	550
Recommended											○					○					

YG TAP INOX

TBE17 SERIES

M ISO metric coarse threads DIN 13

Metrisches ISO-Gewinde DIN 13
ISO MÉTRIQUE DIN13
ISO Metrico passo grosso DIN 13

- ▶ With recessed threads for machine tapping of deep blind holes.
- ▶ Suitable for tapping blind holes due to special flute geometry and excellent chip evacuation.

- ▶ Mit abgesetztem Gewinde zum Schneiden von tiefen Sacklochgewinden.
- ▶ Geeignet zum Gewinden von Sacklöchern dank besonderer Nutengeometrie und ausgezeichneter Spanabfuhr.

DIN 371

DIN 376

Hole type
2.5×D

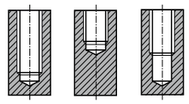

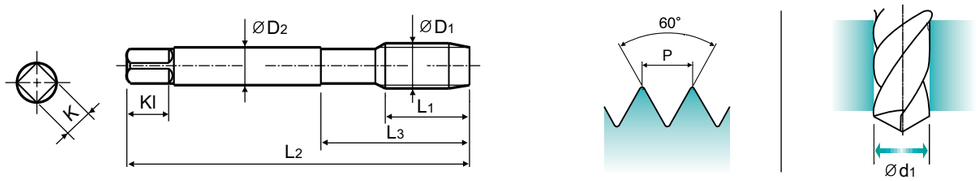

Material groups VA NW | HSS-E | DIN 371/376 | 6G | 60° | C | Vap | R40

Machine taps
Maschinengewindebohrer

Recommended Cutting Page : P.225

Unit : mm

SIZE	Pitch	EDP No.	Thread Length	Overall Length	Neck Length	Shank Diameter	Square Size	Square Length	No. of Flute	Tapping Drill Diameter
ØD1	P	Vap	L1	L2	L3	ØD2	K	Kl	Z	Ød1
M2 × 0.4		TBE17136	8	45	13	2.8	2.1	5	3	1.6
M2.2 × 0.45		TBE17156	8	45	13	2.8	2.1	5	3	1.75
*M2.3 × 0.4		TBE17196	8	45	13	2.8	2.1	5	3	1.9
M2.5 × 0.45		TBE17176	9	50	15	2.8	2.1	5	3	2.05
*M2.6 × 0.45		TBE17496	9	50	15	2.8	2.1	5	3	2.1
M3 × 0.5		TBE17206	6	56	18	3.5	2.7	6	3	2.5
M3.5 × 0.6		TBE17226	7	56	20	4	3	6	3	2.9
M4 × 0.7		TBE17246	7	63	21	4.5	3.4	6	3	3.3
M4.5 × 0.75		TBE17266	8	70	25	6	4.9	8	3	3.7
M5 × 0.8		TBE17286	8	70	25	6	4.9	8	3	4.2
M6 × 1		TBE17316	10	80	30	6	4.9	8	3	5
M7 × 1		TBE17346	10	80	30	7	5.5	8	3	6
M8 × 1.25		TBE17366	13	90	35	8	6.2	9	3	6.8
M9 × 1.25		TBE17396	13	90	35	9	7	10	3	7.8
M10 × 1.5		TBE17426	15	100	39	10	8	11	3	8.5
M11 × 1.5		TBE17466	17	100	40	8	6.2	9	3	9.5
M12 × 1.75		TBE17506	18	110	44	9	7	10	3	10.2
M14 × 2		TBE17546	20	110	44	11	9	12	3	12
M16 × 2		TBE17606	20	110	44	12	9	12	3	14
M18 × 2.5		TBE17656	25	125	50	14	11	14	4	15.5
M20 × 2.5		TBE17706	25	140	54	16	12	15	4	17.5
M22 × 2.5		TBE17746	25	140	54	18	14.5	17	4	19.5
M24 × 3		TBE17786	30	160	60	18	14.5	17	4	21
M27 × 3		TBE17866	30	160	60	20	16	19	4	24
M30 × 3.5		TBE17946	35	180	70	22	18	21	4	26.5

▶DIN 371(M2~M10) and DIN 376(M11~M30)
▶* DIN profile not ISO

◎ : Excellent ○ : Good

ISO	P											M			K					
Material Description	Non-alloy steel					Low alloy steel				High alloyed steel, and tool steel		Stainless steel			Grey cast iron		Nodular cast iron		Malleable cast iron	
VDI 3323	1	2	3	4	5	6	7	8	9	10	11	12	13	14	15	16	17	18	19	20
HRc		13	25	28	32	10	29	32	38	15	35	15	23	10	10	26	3	25		21
HB	125	190	250	270	300	180	275	300	350	200	325	200	240	180	180	260	160	250	130	230
Recommended	◎	◎	○	○		○						◎	◎	◎						

ISO	N										S							H			
Material Description	Aluminum-wrought alloy		Aluminum-cast, alloyed			Copper and Copper Alloys (Bronze / Brass)			Non Metallic Materials		Heat Resistant Super Alloys					Titanium Alloys		Hardened steel		Chilled Cast Iron	Hardened Cast Iron
VDI 3323	21	22	23	24	25	26	27	28	29	30	31	32	33	34	35	36	37	38	39	40	41
HRc											15	30	25	38	34			55	60	42	55
HB	60	100	75	90	130	110	90	100			200	280	250	350	320	400Rm	1050Rm	550	630	400	550
Recommended											○					○					

YG TAP INOX

TBE18 SERIES

M ISO metric coarse threads DIN 13

Metrisches ISO-Gewinde DIN 13
ISO MÉTRIQUE DIN13
ISO Metrico passo grosso DIN 13

- ▶ With recessed threads for machine tapping of deep blind holes.
- ▶ Suitable for tapping blind holes due to special flute geometry and excellent chip evacuation.

- ▶ Mit abgesetztem Gewinde zum Schneiden von tiefen Sacklochgewinden.
- ▶ Geeignet zum Gewinden von Sacklöchern dank besonderer Nutengeometrie und ausgezeichneter Spanabfuhr.

DIN 371

DIN 376

Hole type
2.5×D

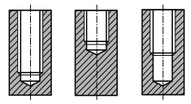

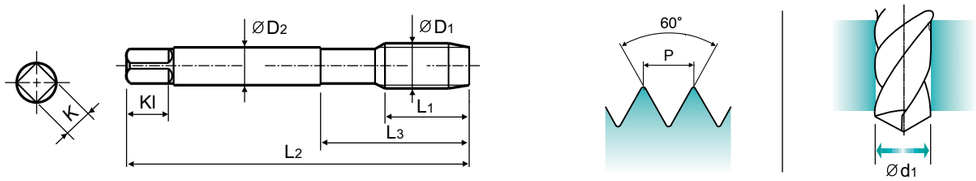

Material groups VA NW | HSS-E | DIN 371/376 | 7G | 60° | C | Vap | R40

Machine taps
Maschinengewindebohrer

Recommended Cutting Page : P.225

Unit : mm

SIZE	Pitch	EDP No.	Thread Length	Overall Length	Neck Length	Shank Diameter	Square Size	Square Length	No. of Flute	Tapping Drill Diameter
ØD1	P	Vap	L1	L2	L3	ØD2	K	Kl	Z	Ød1
M2 × 0.4		TBE18136	8	45	13	2.8	2.1	5	3	1.6
M2.2 × 0.45		TBE18156	8	45	13	2.8	2.1	5	3	1.75
*M2.3 × 0.4		TBE18196	8	45	13	2.8	2.1	5	3	1.9
M2.5 × 0.45		TBE18176	9	50	15	2.8	2.1	5	3	2.05
*M2.6 × 0.45		TBE18496	9	50	15	2.8	2.1	5	3	2.1
M3 × 0.5		TBE18206	6	56	18	3.5	2.7	6	3	2.5
M3.5 × 0.6		TBE18226	7	56	20	4	3	6	3	2.9
M4 × 0.7		TBE18246	7	63	21	4.5	3.4	6	3	3.3
M4.5 × 0.75		TBE18266	8	70	25	6	4.9	8	3	3.7
M5 × 0.8		TBE18286	8	70	25	6	4.9	8	3	4.2
M6 × 1		TBE18316	10	80	30	6	4.9	8	3	5
M7 × 1		TBE18346	10	80	30	7	5.5	8	3	6
M8 × 1.25		TBE18366	13	90	35	8	6.2	9	3	6.8
M9 × 1.25		TBE18396	13	90	35	9	7	10	3	7.8
M10 × 1.5		TBE18426	15	100	39	10	8	11	3	8.5
M11 × 1.5		TBE18466	17	100	40	8	6.2	9	3	9.5
M12 × 1.75		TBE18506	18	110	44	9	7	10	3	10.2
M14 × 2		TBE18546	20	110	44	11	9	12	3	12
M16 × 2		TBE18606	20	110	44	12	9	12	3	14
M18 × 2.5		TBE18656	25	125	50	14	11	14	4	15.5
M20 × 2.5		TBE18706	25	140	54	16	12	15	4	17.5
M22 × 2.5		TBE18746	25	140	54	18	14.5	17	4	19.5
M24 × 3		TBE18786	30	160	60	18	14.5	17	4	21
M27 × 3		TBE18866	30	160	60	20	16	19	4	24
M30 × 3.5		TBE18946	35	180	70	22	18	21	4	26.5

▶DIN 371(M2~M10) and DIN 376(M11~M30)
▶* DIN profile not ISO

◎ : Excellent ○ : Good

ISO	P											M			K					
Material Description	Non-alloy steel					Low alloy steel				High alloyed steel, and tool steel		Stainless steel			Grey cast iron		Nodular cast iron		Malleable cast iron	
VDI 3323	1	2	3	4	5	6	7	8	9	10	11	12	13	14	15	16	17	18	19	20
HRc		13	25	28	32	10	29	32	38	15	35	15	23	10	10	26	3	25		21
HB	125	190	250	270	300	180	275	300	350	200	325	200	240	180	180	260	160	250	130	230
Recommended	◎	◎	○	○		○						◎	◎	◎						

ISO	N										S							H			
Material Description	Aluminum-wrought alloy		Aluminum-cast, alloyed			Copper and Copper Alloys (Bronze / Brass)			Non Metallic Materials		Heat Resistant Super Alloys					Titanium Alloys		Hardened steel		Chilled Cast Iron	Hardened Cast Iron
VDI 3323	21	22	23	24	25	26	27	28	29	30	31	32	33	34	35	36	37	38	39	40	41
HRc											15	30	25	38	34			55	60	42	55
HB	60	100	75	90	130	110	90	100			200	280	250	350	320	400Rm	1050Rm	550	630	400	550
Recommended											○					○					

YG TAP INOX

TCH14 SERIES

M ISO metric coarse threads DIN 13

Metrisches ISO-Gewinde DIN 13
ISO MÉTRIQUE DIN13
ISO Metrico passo grosso DIN 13

▶ With recessed threads for machine tapping of deep blind holes.
▶ Suitable for tapping blind holes due to special flute geometry and excellent chip evacuation.

▶ Mit abgesetztem Gewinde zum Schneiden von tiefen Sacklochgewinden.
▶ Geeignet zum Gewinden von Sacklöchern dank besonderer Nutengeometrie und ausgezeichneter Spanabfuhr.

DIN 371

DIN 376

Hole type
2.5×D

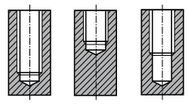

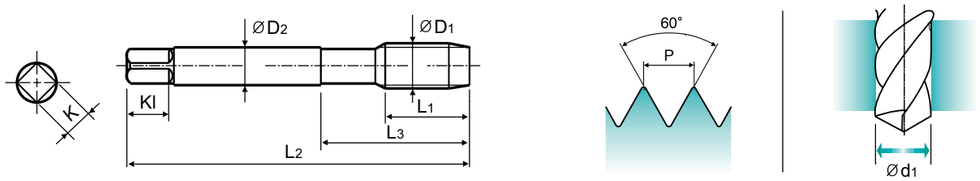

Material groups VA NW | HSS-E | DIN 371/376 | 6H | 60° | C | Hardslick | R40

Machine taps
Maschinengewindebohrer

Recommended Cutting Page : P.225

Unit : mm

SIZE	Pitch	EDP No.	Thread Length	Overall Length	Neck Length	Shank Diameter	Square Size	Square Length	No. of Flute	Tapping Drill Diameter
ØD1	P	Hardslick	L1	L2	L3	ØD2	K	Kl	Z	Ød1
M2	× 0.4	**TCH14136**	8	45	13	2.8	2.1	5	3	1.6
M2.2	× 0.45	**TCH14156**	8	45	13	2.8	2.1	5	3	1.75
*M2.3	× 0.4	**TCH14196**	8	45	13	2.8	2.1	5	3	1.9
M2.5	× 0.45	**TCH14176**	9	50	15	2.8	2.1	5	3	2.05
*M2.6	× 0.45	**TCH14496**	9	50	15	2.8	2.1	5	3	2.1
M3	× 0.5	**TCH14206**	6	56	18	3.5	2.7	6	3	2.5
M3.5	× 0.6	**TCH14226**	7	56	20	4	3	6	3	2.9
M4	× 0.7	**TCH14246**	7	63	21	4.5	3.4	6	3	3.3
M4.5	× 0.75	**TCH14266**	8	70	25	6	4.9	8	3	3.7
M5	× 0.8	**TCH14286**	8	70	25	6	4.9	8	3	4.2
M6	× 1	**TCH14316**	10	80	30	6	4.9	8	3	5
M7	× 1	**TCH14346**	10	80	30	7	5.5	8	3	6
M8	× 1.25	**TCH14366**	13	90	35	8	6.2	9	3	6.8
M9	× 1.25	**TCH14396**	13	90	35	9	7	10	3	7.8
M10	× 1.5	**TCH14426**	15	100	39	10	8	11	3	8.5
M11	× 1.5	**TCH14466**	17	100	40	8	6.2	9	3	9.5
M12	× 1.75	**TCH14506**	18	110	44	9	7	10	3	10.2
M14	× 2	**TCH14546**	20	110	44	11	9	12	3	12
M16	× 2	**TCH14606**	20	110	44	12	9	12	3	14
M18	× 2.5	**TCH14656**	25	125	50	14	11	14	4	15.5
M20	× 2.5	**TCH14706**	25	140	54	16	12	15	4	17.5
M22	× 2.5	**TCH14746**	25	140	54	18	14.5	17	4	19.5
M24	× 3	**TCH14786**	30	160	60	18	14.5	17	4	21
M27	× 3	**TCH14866**	30	160	60	20	16	19	4	24
M30	× 3.5	**TCH14946**	35	180	70	22	18	21	4	26.5

▶DIN 371(M2~M10) and DIN 376(M11~M30)
▶* DIN profile not ISO

◎ : Excellent ○ : Good

ISO	P											M			K					
Material Description	Non-alloy steel					Low alloy steel				High alloyed steel, and tool steel		Stainless steel			Grey cast iron		Nodular cast iron		Malleable cast iron	
VDI 3323	1	2	3	4	5	6	7	8	9	10	11	12	13	14	15	16	17	18	19	20
HRc		13	25	28	32	10	29	32	38	15	35	15	23	10	10	26	3	25		21
HB	125	190	250	270	300	180	275	300	350	200	325	200	240	180	180	260	160	250	130	230
Recommended	◎	◎	○	○		○						◎	◎	◎						

ISO	N										S							H			
Material Description	Aluminum-wrought alloy		Aluminum-cast, alloyed			Copper and Copper Alloys (Bronze / Brass)			Non Metallic Materials		Heat Resistant Super Alloys					Titanium Alloys		Hardened steel		Chilled Cast Iron	Hardened Cast Iron
VDI 3323	21	22	23	24	25	26	27	28	29	30	31	32	33	34	35	36	37	38	39	40	41
HRc											15	30	25	38	34			55	60	42	55
HB	60	100	75	90	130	110	90	100			200	280	250	350	320	400Rm	1050Rm	550	630	400	550
Recommended											○					○					

YG TAP INOX

TQ853 SERIES

M ISO metric coarse threads DIN 13

Metrisches ISO-Gewinde DIN 13
ISO MÉTRIQUE DIN13
ISO Metrico passo grosso DIN 13

▶ Suitable for through hole in more cutting speed than other taps due to thick web and the best substrate.

▶ Geeignet für Durchgangslöcher in höherer Schnittgeschwindigkeit als bei anderen Gewindebohrern dank größerer Kerndicke und bestem Werkstoff.

DIN 371

DIN 376

Hole type
3.0×D

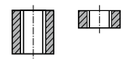

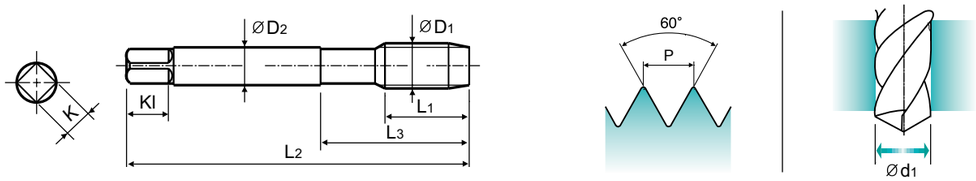

Material groups VA | HSS-PM | DIN 371/376 | 6H | 60° | B | Vap

Machine taps
Maschinengewindebohrer

Recommended Cutting Page : P.225

Unit : mm

SIZE	Pitch	EDP No.	Thread Length	Overall Length	Neck Length	Shank Diameter	Square Size	Square Length	No. of Flute	Tapping Drill Diameter
ØD1	P	Vap	L1	L2	L3	ØD2	K	Kl	Z	Ød1
M2	× 0.4	**TQ853136**	8	45	13	2.8	2.1	5	3	1.6
M2.2	× 0.45	**TQ853156**	8	45	13	2.8	2.1	5	3	1.75
M2.5	× 0.45	**TQ853176**	9	50	15	2.8	2.1	5	3	2.05
M3	× 0.5	**TQ853206**	11	56	18	3.5	2.7	6	3	2.5
M3.5	× 0.6	**TQ853226**	12	56	20	4	3	6	3	2.9
M4	× 0.7	**TQ853246**	13	63	21	4.5	3.4	6	3	3.3
M4.5	× 0.75	**TQ853266**	14	70	25	6	4.9	8	3	3.7
M5	× 0.8	**TQ853286**	15	70	25	6	4.9	8	3	4.2
M6	× 1	**TQ853316**	17	80	30	6	4.9	8	3	5
M7	× 1	**TQ853346**	17	80	30	7	5.5	8	3	6
M8	× 1.25	**TQ853366**	20	90	35	8	6.2	9	3	6.8
M10	× 1.5	**TQ853426**	22	100	39	10	8	11	3	8.5
M12	× 1.75	**TQ853506**	24	110	44	9	7	10	3	10.2

▶DIN 371(M2~M10) and DIN 376(M12)

◎ : Excellent ○ : Good

ISO	P											M			K					
Material Description	Non-alloy steel					Low alloy steel				High alloyed steel, and tool steel		Stainless steel			Grey cast iron		Nodular cast iron		Malleable cast iron	
VDI 3323	1	2	3	4	5	6	7	8	9	10	11	12	13	14	15	16	17	18	19	20
HRc		13	25	28	32	10	29	32	38	15	35	15	23	10	10	26	3	25		21
HB	125	190	250	270	300	180	275	300	350	200	325	200	240	180	180	260	160	250	130	230
Recommended	○	◎	○	○		○						◎	◎	◎						

ISO	N										S							H			
Material Description	Aluminum-wrought alloy		Aluminum-cast, alloyed			Copper and Copper Alloys (Bronze / Brass)			Non Metallic Materials		Heat Resistant Super Alloys					Titanium Alloys		Hardened steel		Chilled Cast Iron	Hardened Cast Iron
VDI 3323	21	22	23	24	25	26	27	28	29	30	31	32	33	34	35	36	37	38	39	40	41
HRc											15	30	25	38	34			55	60	42	55
HB	60	100	75	90	130	110	90	100			200	280	250	350	320	400Rm	1050Rm	550	630	400	550
Recommended											○					○					

YG TAP INOX

TR853 SERIES

M ISO metric coarse threads DIN 13

Metrisches ISO-Gewinde DIN 13
ISO MÉTRIQUE DIN13
ISO Metrico passo grosso DIN 13

▶ Suitable for through hole in more cutting speed than other taps due to thick web and the best substrate.

▶ Geeignet für Durchgangslöcher in höherer Schnittgeschwindigkeit als bei anderen Gewindebohrern dank größerer Kerndicke und bestem Werkstoff.

DIN 371

DIN 376

Hole type
3.0×D

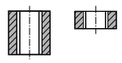

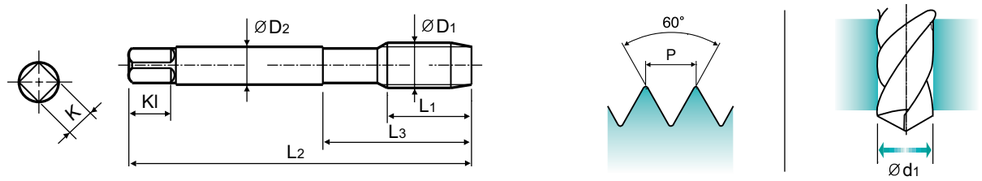

Material groups: VA | HSS-PM | DIN 371/376 | 6H | 60° | B | Bright

Machine taps
Maschinengewindebohrer

Recommended Cutting Page : P.225

Unit : mm

SIZE	Pitch	EDP No.	Thread Length	Overall Length	Neck Length	Shank Diameter	Square Size	Square Length	No. of Flute	Tapping Drill Diameter
ØD1	P	Bright	L1	L2	L3	ØD2	K	Kl	Z	Ød1
M2	× 0.4	TR853136	8	45	13	2.8	2.1	5	3	1.6
M2.2	× 0.45	TR853156	8	45	13	2.8	2.1	5	3	1.75
M2.5	× 0.45	TR853176	9	50	15	2.8	2.1	5	3	2.05
M3	× 0.5	TR853206	11	56	18	3.5	2.7	6	3	2.5
M3.5	× 0.6	TR853226	12	56	20	4	3	6	3	2.9
M4	× 0.7	TR853246	13	63	21	4.5	3.4	6	3	3.3
M4.5	× 0.75	TR853266	14	70	25	6	4.9	8	3	3.7
M5	× 0.8	TR853286	15	70	25	6	4.9	8	3	4.2
M6	× 1	TR853316	17	80	30	6	4.9	8	3	5
M7	× 1	TR853346	17	80	30	7	5.5	8	3	6
M8	× 1.25	TR853366	20	90	35	8	6.2	9	3	6.8
M10	× 1.5	TR853426	22	100	39	10	8	11	3	8.5
M12	× 1.75	TR853506	24	110	44	9	7	10	3	10.2

▶DIN 371(M2~M10) and DIN 376(M12)

◎ : Excellent ○ : Good

ISO	P											M			K					
Material Description	Non-alloy steel					Low alloy steel				High alloyed steel, and tool steel		Stainless steel			Grey cast iron		Nodular cast iron		Malleable cast iron	
VDI 3323	1	2	3	4	5	6	7	8	9	10	11	12	13	14	15	16	17	18	19	20
HRc		13	25	28	32	10	29	32	38	15	35	15	23	10	10	26	3	25		21
HB	125	190	250	270	300	180	275	300	350	200	325	200	240	180	180	260	160	250	130	230
Recommended	○	◎	○	○		○						◎	◎	◎						

ISO	N										S							H			
Material Description	Aluminum-wrought alloy		Aluminum-cast, alloyed			Copper and Copper Alloys (Bronze / Brass)			Non Metallic Materials		Heat Resistant Super Alloys					Titanium Alloys		Hardened steel		Chilled Cast Iron	Hardened Cast Iron
VDI 3323	21	22	23	24	25	26	27	28	29	30	31	32	33	34	35	36	37	38	39	40	41
HRc											15	30	25	38	34			55	60	42	55
HB	60	100	75	90	130	110	90	100			200	280	250	350	320	400Rm	1050Rm	550	630	400	550
Recommended											○					○					

YG TAP INOX

TB623 SERIES

M ISO metric coarse threads DIN 13

Metrisches ISO-Gewinde DIN 13
ISO MÉTRIQUE DIN13
ISO Metrico passo grosso DIN 13

▶ Suitable for through hole in more cutting speed than other taps due to thick web.

▶ Geeignet für Durchgangslöcher in höherer Schnittgeschwindigkeit als bei anderen Gewindebohrern dank größerer Kerndicke.

DIN 371

DIN 376

Hole type
3.0×D

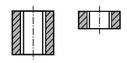

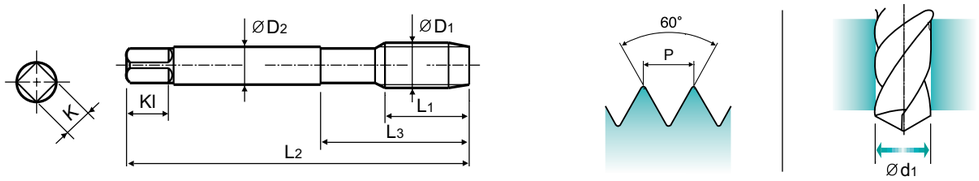

Material groups: VA NW | HSS-E | DIN 371/376 | 6HX | 60° | B | Vap

Machine taps
Maschinengewindebohrer

Recommended Cutting Page : P.225

Unit : mm

SIZE	Pitch	EDP No.	Thread Length	Overall Length	Neck Length	Shank Diameter	Square Size	Square Length	No. of Flute	Tapping Drill Diameter
ØD1	P	Vap	L1	L2	L3	ØD2	K	Kl	Z	Ød1
M2	× 0.4	TB623136	8	45	13	2.8	2.1	5	3	1.6
M2.2	× 0.45	TB623156	8	45	13	2.8	2.1	5	3	1.75
*M2.3	× 0.4	TB623196	8	45	13	2.8	2.1	5	3	1.9
M2.5	× 0.45	TB623176	9	50	15	2.8	2.1	5	3	2.05
*M2.6	× 0.45	TB623496	9	50	15	2.8	2.1	5	3	2.1
M3	× 0.5	TB623206	11	56	18	3.5	2.7	6	3	2.5
M3.5	× 0.6	TB623226	12	56	20	4	3	6	3	2.9
M4	× 0.7	TB623246	13	63	21	4.5	3.4	6	3	3.3
M4.5	× 0.75	TB623266	14	70	25	6	4.9	8	3	3.7
M5	× 0.8	TB623286	15	70	25	6	4.9	8	3	4.2
M6	× 1	TB623316	17	80	30	6	4.9	8	3	5
M7	× 1	TB623346	17	80	30	7	5.5	8	3	6
M8	× 1.25	TB623366	20	90	35	8	6.2	9	3	6.8
M9	× 1.25	TB623396	20	90	35	9	7	10	3	7.8
M10	× 1.5	TB623426	22	100	39	10	8	11	3	8.5
M11	× 1.5	TB623466	22	100	40	8	6.2	9	3	9.5
M12	× 1.75	TB623506	24	110	44	9	7	10	4	10.2
M14	× 2	TB623546	26	110	44	11	9	12	4	12
M16	× 2	TB623606	27	110	44	12	9	12	4	14
M18	× 2.5	TB623656	30	125	50	14	11	14	4	15.5
M20	× 2.5	TB623706	32	140	54	16	12	15	4	17.5
M22	× 2.5	TB623746	32	140	54	18	14.5	17	4	19.5
M24	× 3	TB623786	34	160	60	18	14.5	17	4	21
M27	× 3	TB623866	36	160	60	20	16	19	4	24
M30	× 3.5	TB623946	40	180	70	22	18	21	4	26.5

▶DIN 371(M2~M10) and DIN 376(M11~M30)
▶* DIN profile not ISO

◎ : Excellent ○ : Good

ISO	P											M			K					
Material Description	Non-alloy steel					Low alloy steel				High alloyed steel, and tool steel		Stainless steel			Grey cast iron		Nodular cast iron		Malleable cast iron	
VDI 3323	1	2	3	4	5	6	7	8	9	10	11	12	13	14	15	16	17	18	19	20
HRc		13	25	28	32	10	29	32	38	15	35	15	23	10	10	26	3	25		21
HB	125	190	250	270	300	180	275	300	350	200	325	200	240	180	180	260	160	250	130	230
Recommended	◎	◎	○	○		○						◎	◎	◎						

ISO	N										S							H			
Material Description	Aluminum-wrought alloy		Aluminum-cast, alloyed			Copper and Copper Alloys (Bronze / Brass)			Non Metallic Materials		Heat Resistant Super Alloys					Titanium Alloys		Hardened steel		Chilled Cast Iron	Hardened Cast Iron
VDI 3323	21	22	23	24	25	26	27	28	29	30	31	32	33	34	35	36	37	38	39	40	41
HRc											15	30	25	38	34			55	60	42	55
HB	60	100	75	90	130	110	90	100			200	280	250	350	320	400Rm	1050Rm	550	630	400	550
Recommended											○					○					

YG TAP INOX

TCH23 SERIES

M ISO metric coarse threads DIN 13

Metrisches ISO-Gewinde DIN 13
ISO MÉTRIQUE DIN13
ISO Metrico passo grosso DIN 13

▶ Suitable for through hole in more cutting speed than other taps due to thick web.

▶ Geeignet für Durchgangslöcher in höherer Schnittgeschwindigkeit als bei anderen Gewindebohrern dank größerer Kerndicke.

DIN 371

DIN 376

Hole type
3.0×D

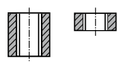

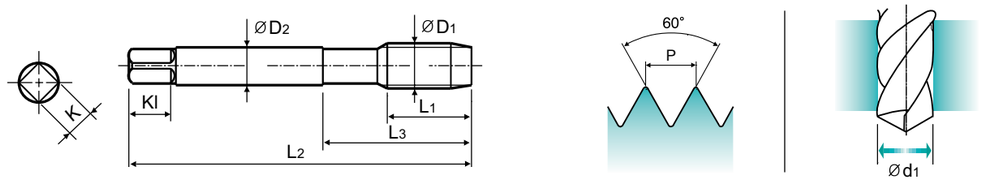

Material groups VA NW | HSS-E | DIN 371/376 | 6HX | 60° | B | Hardslick

Machine taps
Maschinengewindebohrer

Recommended Cutting Page : P.225

Unit : mm

SIZE	Pitch	EDP No.	Thread Length	Overall Length	Neck Length	Shank Diameter	Square Size	Square Length	No. of Flute	Tapping Drill Diameter
ØD1	P	Hardslick	L1	L2	L3	ØD2	K	Kl	Z	Ød1
M2	× 0.4	TCH23136	8	45	13	2.8	2.1	5	3	1.6
M2.2	× 0.45	TCH23156	8	45	13	2.8	2.1	5	3	1.75
*M2.3	× 0.4	TCH23196	8	45	13	2.8	2.1	5	3	1.9
M2.5	× 0.45	TCH23176	9	50	15	2.8	2.1	5	3	2.05
*M2.6	× 0.45	TCH23496	9	50	15	2.8	2.1	5	3	2.1
M3	× 0.5	TCH23206	11	56	18	3.5	2.7	6	3	2.5
M3.5	× 0.6	TCH23226	12	56	20	4	3	6	3	2.9
M4	× 0.7	TCH23246	13	63	21	4.5	3.4	6	3	3.3
M4.5	× 0.75	TCH23266	14	70	25	6	4.9	8	3	3.7
M5	× 0.8	TCH23286	15	70	25	6	4.9	8	3	4.2
M6	× 1	TCH23316	17	80	30	6	4.9	8	3	5
M7	× 1	TCH23346	17	80	30	7	5.5	8	3	6
M8	× 1.25	TCH23366	20	90	35	8	6.2	9	3	6.8
M9	× 1.25	TCH23396	20	90	35	9	7	10	3	7.8
M10	× 1.5	TCH23426	22	100	39	10	8	11	3	8.5
M11	× 1.5	TCH23466	22	100	40	8	6.2	9	3	9.5
M12	× 1.75	TCH23506	24	110	44	9	7	10	4	10.2
M14	× 2	TCH23546	26	110	44	11	9	12	4	12
M16	× 2	TCH23606	27	110	44	12	9	12	4	14
M18	× 2.5	TCH23656	30	125	50	14	11	14	4	15.5
M20	× 2.5	TCH23706	32	140	54	16	12	15	4	17.5
M22	× 2.5	TCH23746	32	140	54	18	14.5	17	4	19.5
M24	× 3	TCH23786	34	160	60	18	14.5	17	4	21
M27	× 3	TCH23866	36	160	60	20	16	19	4	24
M30	× 3.5	TCH23946	40	180	70	22	18	21	4	26.5

▶DIN 371(M2~M10) and DIN 376(M11~M30)
▶* DIN profile not ISO

◎ : Excellent ○ : Good

ISO	P											M			K					
Material Description	Non-alloy steel					Low alloy steel				High alloyed steel, and tool steel		Stainless steel			Grey cast iron		Nodular cast iron		Malleable cast iron	
VDI 3323	1	2	3	4	5	6	7	8	9	10	11	12	13	14	15	16	17	18	19	20
HRc		13	25	28	32	10	29	32	38	15	35	15	23	10	10	26	3	25		21
HB	125	190	250	270	300	180	275	300	350	200	325	200	240	180	180	260	160	250	130	230
Recommended	◎	◎	○	○		○						◎	◎	◎						

ISO	N										S							H			
Material Description	Aluminum-wrought alloy		Aluminum-cast, alloyed			Copper and Copper Alloys (Bronze / Brass)			Non Metallic Materials		Heat Resistant Super Alloys					Titanium Alloys		Hardened steel		Chilled Cast Iron	Hardened Cast Iron
VDI 3323	21	22	23	24	25	26	27	28	29	30	31	32	33	34	35	36	37	38	39	40	41
HRc											15	30	25	38	34			55	60	42	55
HB	60	100	75	90	130	110	90	100			200	280	250	350	320	400Rm	1050Rm	550	630	400	550
Recommended											○					○					

YG TAP INOX

TB183 SERIES

MF ISO metric fine threads DIN 13

Metrisches ISO-Feingewinde DIN 13
ISO MÉTRIQUE PAS FINS DIN13
ISO Metrico passo grosso DIN 13

▶ Suitable for tapping blind holes due to special flute geometry and excellent chip evacuation.

▶ Geeignet zum Gewinden von Sacklöchern dank besonderer Nutengeometrie und ausgezeichneter Spanabfuhr.

DIN 374

Hole type
2.5×D

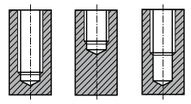

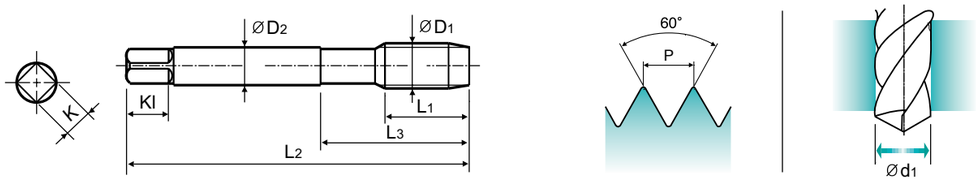

Material groups VA NW | HSS-E | DIN 374 | 6H | 60° | C | Vap | R40

Machine taps
Maschinengewindebohrer

Recommended Cutting Page : P.225

Unit : mm

SIZE	Pitch	EDP No.	Thread Length	Overall Length	Neck Length	Shank Diameter	Square Size	Square Length	No. of Flute	Tapping Drill Diameter
ØD1	P	Vap	L1	L2	L3	ØD2	K	Kl	Z	Ød1
M4	× 0.5	TB183256	5	63	21	2.8	2.1	5	3	3.5
M5	× 0.5	TB183296	5	70	25	3.5	2.7	6	3	4.5
M6	× 0.75	TB183326	8	80	30	4.5	3.4	6	3	5.2
M6	× 0.5	TB183336	5	80	30	4.5	3.4	6	3	5.5
M7	× 0.75	TB183356	10	80	30	5.5	4.3	7	3	6.2
M8	× 1	TB183376	10	90	36	6	4.9	8	3	7
M8	× 0.75	TB183386	8	80	30	6	4.9	8	3	7.2
M10	× 1.25	TB183436	16	100	40	7	5.5	8	3	8.8
M10	× 1	TB183446	10	90	36	7	5.5	8	3	9
M10	× 0.75	TB183456	10	90	36	7	5.5	8	3	9.2
M12	× 1.5	TB183516	15	100	40	9	7	10	3	10.5
M12	× 1.25	TB183526	15	100	40	9	7	10	3	10.8
M12	× 1	TB183536	11	100	40	9	7	10	3	11
M14	× 1.5	TB183556	15	100	40	11	9	12	3	12.5
M14	× 1.25	TB183566	15	100	40	11	9	12	3	12.8
M16	× 1.5	TB183616	15	100	40	12	9	12	3	14.5
M18	× 1.5	TB183676	17	110	44	14	11	14	4	16.5
M20	× 1.5	TB183726	17	125	50	16	12	15	4	18.5
M22	× 1.5	TB183766	17	125	50	18	14.5	17	4	20.5
M24	× 1.5	TB183806	20	140	54	18	14.5	17	4	22.5

◎ : Excellent ○ : Good

ISO	P											M			K					
Material Description	Non-alloy steel					Low alloy steel				High alloyed steel, and tool steel		Stainless steel			Grey cast iron		Nodular cast iron		Malleable cast iron	
VDI 3323	1	2	3	4	5	6	7	8	9	10	11	12	13	14	15	16	17	18	19	20
HRc		13	25	28	32	10	29	32	38	15	35	15	23	10	10	26	3	25		21
HB	125	190	250	270	300	180	275	300	350	200	325	200	240	180	180	260	160	250	130	230
Recommended	◎	◎	○	○		○						◎	◎	◎						

ISO	N										S							H			
Material Description	Aluminum-wrought alloy		Aluminum-cast, alloyed			Copper and Copper Alloys (Bronze / Brass)			Non Metallic Materials		Heat Resistant Super Alloys					Titanium Alloys		Hardened steel		Chilled Cast Iron	Hardened Cast Iron
VDI 3323	21	22	23	24	25	26	27	28	29	30	31	32	33	34	35	36	37	38	39	40	41
HRc											15	30	25	38	34			55	60	42	55
HB	60	100	75	90	130	110	90	100			200	280	250	350	320	400Rm	1050Rm	550	630	400	550
Recommended											○					○					

YG TAP INOX

TB904 SERIES

UNC

Unified coarse threads

Unified Grobgewinde
UNC
Unificato passo grosso

▶ Suitable for tapping blind holes due to special flute geometry and excellent chip evacuation.

▶ Geeignet zum Gewinden von Sacklöchern dank besonderer Nutengeometrie und ausgezeichneter Spanabfuhr.

DIN 371

DIN 376

Hole type
2.5×D

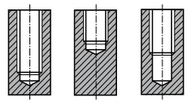

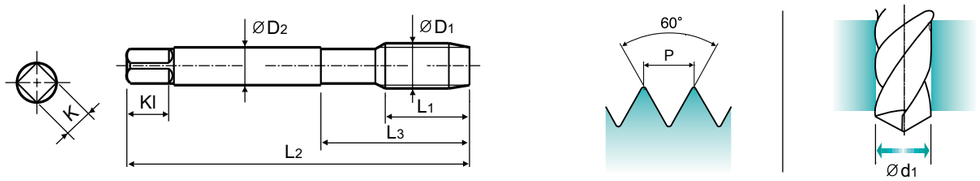

Material groups VA NW | HSS-E | DIN 371/376 | 2B | 60° | C | Vap | R40

Machine taps
Maschinengewindebohrer

Recommended Cutting Page : P.225

Unit : mm

SIZE ØD1		TPI	EDP No. Vap	Thread Length L1	Overall Length L2	Neck Length L3	Shank Diameter ØD2	Square Size K	Square Length Kl	No. of Flute Z	Tapping Drill Diameter Ød1
#4	–	40UNC	**TB904162**	6	56	18	3.5	2.7	6	3	2.3
#5	–	40UNC	**TB904202**	7	56	18	3.5	2.7	6	3	2.6
#6	–	32UNC	**TB904242**	7	56	20	4	3	6	3	2.85
#8	–	32UNC	**TB904282**	8	63	21	4.5	3.4	6	3	3.5
#10	–	24UNC	**TB904322**	10	70	25	6	4.9	8	3	3.9
#12	–	24UNC	**TB904362**	10	80	30	6	4.9	8	3	4.5
1/4	–	20UNC	**TB904402**	13	80	30	7	5.5	8	3	5.2
5/16	–	18UNC	**TB904442**	14	90	35	8	6.2	9	3	6.6
3/8	–	16UNC	**TB904482**	16	100	39	9	7	10	3	8
7/16	–	14UNC	**TB904522**	17	100	40	8	6.2	9	3	9.4
1/2	–	13UNC	**TB904562**	20	110	44	9	7	10	3	10.75
9/16	–	12UNC	**TB904602**	20	110	44	11	9	12	3	12.25
5/8	–	11UNC	**TB904642**	22	110	44	12	9	12	3	13.5
3/4	–	10UNC	**TB904702**	25	125	50	14	11	14	4	16.5
7/8	–	9UNC	**TB904742**	27	140	54	18	14.5	17	4	19.5
1	–	8UNC	**TB904782**	30	160	60	20	16	19	4	22.25
1-1/8	–	7UNC	**TB904822**	35	180	65	22	18	21	4	25

▶DIN 371(#4~3/8) and DIN 376(7/16~1-1/8)

◎ : Excellent ○ : Good

ISO	P											M			K					
Material Description	Non-alloy steel					Low alloy steel				High alloyed steel, and tool steel		Stainless steel			Grey cast iron		Nodular cast iron		Malleable cast iron	
VDI 3323	1	2	3	4	5	6	7	8	9	10	11	12	13	14	15	16	17	18	19	20
HRc		13	25	28	32	10	29	32	38	15	35	15	23	10	10	26	3	25		21
HB	125	190	250	270	300	180	275	300	350	200	325	200	240	180	180	260	160	250	130	230
Recommended	◎	◎	○	○		○						◎	◎	◎						

ISO	N										S							H			
Material Description	Aluminum-wrought alloy		Aluminum-cast, alloyed			Copper and Copper Alloys (Bronze / Brass)			Non Metallic Materials		Heat Resistant Super Alloys					Titanium Alloys		Hardened steel		Chilled Cast Iron	Hardened Cast Iron
VDI 3323	21	22	23	24	25	26	27	28	29	30	31	32	33	34	35	36	37	38	39	40	41
HRc											15	30	25	38	34			55	60	42	55
HB	60	100	75	90	130	110	90	100			200	280	250	350	320	400Rm	1050Rm	550	630	400	550
Recommended											○					○					

YG TAP INOX

TB924 SERIES

UNF

Unified fine threads

Unified Feingewinde
UNF
Unificato passo grosso

▶ Suitable for tapping blind holes due to special flute geometry and excellent chip evacuation.

▶ Geeignet zum Gewinden von Sacklöchern dank besonderer Nutengeometrie und ausgezeichneter Spanabfuhr.

DIN 371

DIN 374

Hole type
2.5×D

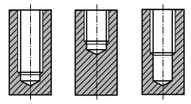

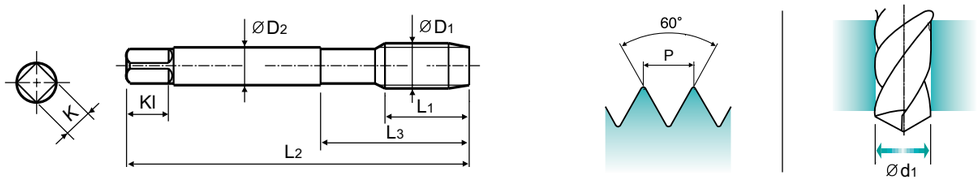

Material groups VA NW | HSS-E | DIN 371/374 | 2B | 60° | C | Vap | R40

Machine taps
Maschinengewindebohrer

Recommended Cutting Page : P.225

Unit : mm

SIZE ØD1		TPI	EDP No. Vap	Thread Length L1	Overall Length L2	Neck Length L3	Shank Diameter ØD2	Square Size K	Square Length Kl	No. of Flute Z	Tapping Drill Diameter Ød1
#4	–	48UNF	**TB924182**	6	56	18	3.5	2.7	6	3	2.4
#5	–	44UNF	**TB924222**	7	56	18	3.5	2.7	6	3	2.7
#6	–	40UNF	**TB924262**	7	56	20	4	3	6	3	3
#8	–	36UNF	**TB924302**	8	63	21	4.5	3.4	6	3	3.5
#10	–	32UNF	**TB924342**	10	70	25	6	4.9	8	3	4.1
#12	–	28UNF	**TB924382**	10	80	30	6	4.9	8	3	4.7
1/4	–	28UNF	**TB924422**	10	80	30	7	5.5	8	3	5.5
5/16	–	24UNF	**TB924462**	10	90	35	8	6.2	9	3	6.9
3/8	–	24UNF	**TB924502**	10	100	39	9	7	10	3	8.5
7/16	–	20UNF	**TB924542**	13	100	40	8	6.2	9	3	9.9
1/2	–	20UNF	**TB924582**	13	100	40	9	7	10	3	11.5
9/16	–	18UNF	**TB924622**	15	100	40	11	9	12	3	12.9
5/8	–	18UNF	**TB924662**	15	100	40	12	9	12	3	14.5
3/4	–	16UNF	**TB924722**	17	110	44	14	11	14	4	17.5
7/8	–	14UNF	**TB924762**	17	125	50	18	14.5	17	4	20.5
1	–	12UNF	**TB924802**	20	140	54	18	14.5	17	4	23.25
1-1/8	–	12UNF	**TB924842**	22	150	60	22	18	21	4	26.5

▶DIN 371(#4~3/8) and DIN 374(7/16~1-1/8)

◎ : Excellent ○ : Good

ISO	P											M			K					
Material Description	Non-alloy steel					Low alloy steel				High alloyed steel, and tool steel		Stainless steel			Grey cast iron		Nodular cast iron		Malleable cast iron	
VDI 3323	1	2	3	4	5	6	7	8	9	10	11	12	13	14	15	16	17	18	19	20
HRc		13	25	28	32	10	29	32	38	15	35	15	23	10	10	26	3	25		21
HB	125	190	250	270	300	180	275	300	350	200	325	200	240	180	180	260	160	250	130	230
Recommended	◎	◎	○	○		○						◎	◎	◎						

ISO	N										S							H			
Material Description	Aluminum-wrought alloy		Aluminum-cast, alloyed			Copper and Copper Alloys (Bronze / Brass)			Non Metallic Materials		Heat Resistant Super Alloys					Titanium Alloys		Hardened steel		Chilled Cast Iron	Hardened Cast Iron
VDI 3323	21	22	23	24	25	26	27	28	29	30	31	32	33	34	35	36	37	38	39	40	41
HRc											15	30	25	38	34			55	60	42	55
HB	60	100	75	90	130	110	90	100			200	280	250	350	320	400Rm	1050Rm	550	630	400	550
Recommended											○					○					

CARBIDE
HSS
THREAD MILLS
SYNCHRO TAPS
COMBO TAPS
YG TAP GENERAL
YG TAP STEEL
YG TAP HARDENED
YG TAP INOX
YG TAP CAST IRON
YG TAP ALU
YG TAP Ti Ni
YG TAP FORMING
NUT TAPS
STI TAPS
PIPE TAPS
TECHNICAL DATA

YG TAP INOX

TB123 SERIES

MF ISO metric fine threads DIN 13

Metrisches ISO-Feingewinde DIN 13
ISO MÉTRIQUE PAS FINS DIN13
ISO Metrico passo fine DIN 13

▶ Suitable for through hole in more cutting speed than other taps due to thick web.

▶ Geeignet für Durchgangslöcher in höherer Schnittgeschwindigkeit als bei anderen Gewindebohrern dank größerer Kerndicke.

DIN 374

Hole type
3.0×D

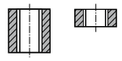

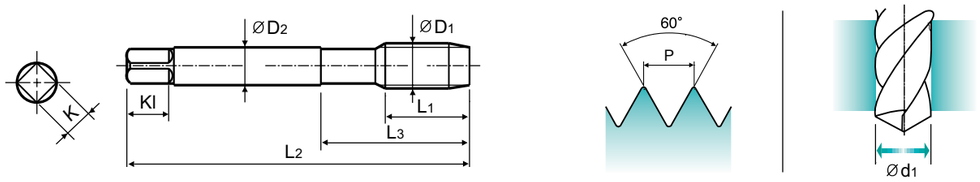

Material groups VA NW | HSS-E | DIN 374 | 6HX | 60° | B | Vap

Machine taps
Maschinengewindebohrer

Recommended Cutting Page : P.225

Unit : mm

SIZE	Pitch	EDP No.	Thread Length	Overall Length	Neck Length	Shank Diameter	Square Size	Square Length	No. of Flute	Tapping Drill Diameter
ØD1	P	Vap	L1	L2	L3	ØD2	K	Kl	Z	Ød1
M4	× 0.5	**TB123256**	10	63	21	2.8	2.1	5	3	3.5
M5	× 0.5	**TB123296**	11	70	25	3.5	2.7	6	3	4.5
M6	× 0.75	**TB123326**	13	80	30	4.5	3.4	6	3	5.2
M6	× 0.5	**TB123336**	13	80	30	4.5	3.4	6	3	5.5
M7	× 0.75	**TB123356**	14	80	30	5.5	4.3	7	3	6.2
M8	× 1	**TB123376**	17	90	36	6	4.9	8	3	7
M8	× 0.75	**TB123386**	14	80	30	6	4.9	8	3	7.2
M10	× 1.25	**TB123436**	22	100	40	7	5.5	8	3	8.8
M10	× 1	**TB123446**	18	90	36	7	5.5	8	3	9
M10	× 0.75	**TB123456**	18	90	36	7	5.5	8	3	9.2
M12	× 1.5	**TB123516**	22	100	40	9	7	10	4	10.5
M12	× 1.25	**TB123526**	22	100	40	9	7	10	3	10.8
M12	× 1	**TB123536**	18	100	40	9	7	10	3	11
M14	× 1.5	**TB123556**	22	100	40	11	9	12	3	12.5
M14	× 1.25	**TB123566**	22	100	40	11	9	12	3	12.8
M16	× 1.5	**TB123616**	22	100	40	12	9	12	3	14.5
M18	× 1.5	**TB123676**	25	110	44	14	11	14	4	16.5
M20	× 1.5	**TB123726**	25	125	50	16	12	15	4	18.5
M22	× 1.5	**TB123766**	25	125	50	18	14.5	17	4	20.5
M24	× 1.5	**TB123806**	27	140	54	18	14.5	17	4	22.5

◎ : Excellent ○ : Good

ISO	P											M			K					
Material Description	Non-alloy steel					Low alloy steel				High alloyed steel, and tool steel		Stainless steel			Grey cast iron		Nodular cast iron		Malleable cast iron	
VDI 3323	1	2	3	4	5	6	7	8	9	10	11	12	13	14	15	16	17	18	19	20
HRc		13	25	28	32	10	29	32	38	15	35	15	23	10	10	26	3	25		21
HB	125	190	250	270	300	180	275	300	350	200	325	200	240	180	180	260	160	250	130	230
Recommended	◎	◎	○	○		○						◎	◎	◎						

ISO	N										S							H			
Material Description	Aluminum-wrought alloy		Aluminum-cast, alloyed			Copper and Copper Alloys (Bronze / Brass)			Non Metallic Materials		Heat Resistant Super Alloys					Titanium Alloys		Hardened steel		Chilled Cast Iron	Hardened Cast Iron
VDI 3323	21	22	23	24	25	26	27	28	29	30	31	32	33	34	35	36	37	38	39	40	41
HRc											15	30	25	38	34			55	60	42	55
HB	60	100	75	90	130	110	90	100			200	280	250	350	320	400Rm	1050Rm	550	630	400	550
Recommended											○					○					

YG TAP INOX

TB264 SERIES

UNC Unified coarse threads

Unified Grobgewinde
UNC
Unificato passo grosso

▶ Suitable for through hole in more cutting speed than other taps due to thick web.

▶ Geeignet für Durchgangslöcher in höherer Schnittgeschwindigkeit als bei anderen Gewindebohrern dank größerer Kerndicke.

DIN 371

DIN 376

Hole type
3.0×D

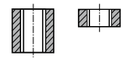

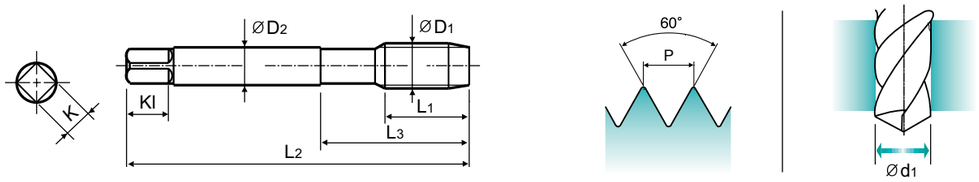

Material groups VA NW | HSS-E | DIN 371/376 | 2B | 60° | B | Vap

Machine taps
Maschinengewindebohrer

Recommended Cutting Page : P.225

Unit : mm

SIZE	TPI	EDP No.	Thread Length	Overall Length	Neck Length	Shank Diameter	Square Size	Square Length	No. of Flute	Tapping Drill Diameter
ØD1		Vap	L1	L2	L3	ØD2	K	Kl	Z	Ød1
#4	− 40UNC	**TB264162**	11	56	18	3.5	2.7	6	3	2.3
#5	− 40UNC	**TB264202**	11	56	18	3.5	2.7	6	3	2.6
#6	− 32UNC	**TB264242**	12	56	20	4	3	6	3	2.85
#8	− 32UNC	**TB264282**	13	63	21	4.5	3.4	6	3	3.5
#10	− 24UNC	**TB264322**	15	70	25	6	4.9	8	3	3.9
#12	− 24UNC	**TB264362**	16	80	30	6	4.9	8	3	4.5
1/4	− 20UNC	**TB264402**	17	80	30	7	5.5	8	3	5.2
5/16	− 18UNC	**TB264442**	20	90	35	8	6.2	9	3	6.6
3/8	− 16UNC	**TB264482**	22	100	39	9	7	10	3	8
7/16	− 14UNC	**TB264522**	22	100	44	8	6.2	9	3	9.4
1/2	− 13UNC	**TB264562**	25	110	44	9	7	10	3	10.75
9/16	− 12UNC	**TB264602**	26	110	44	11	9	12	3	12.25
5/8	− 11UNC	**TB264642**	27	110	44	12	9	12	3	13.5
3/4	− 10UNC	**TB264702**	30	125	50	14	11	14	4	16.5
7/8	− 9UNC	**TB264742**	32	140	54	18	14.5	17	4	19.5
1	− 8UNC	**TB264782**	36	160	60	20	16	17	4	22.25
1-1/8	− 7UNC	**TB264822**	40	180	70	22	18	21	4	25

▶DIN 371(#4~3/8) and DIN 376(7/16~1-1/8)

◎ : Excellent ○ : Good

ISO	P											M			K					
Material Description	Non-alloy steel					Low alloy steel				High alloyed steel, and tool steel		Stainless steel			Grey cast iron		Nodular cast iron		Malleable cast iron	
VDI 3323	1	2	3	4	5	6	7	8	9	10	11	12	13	14	15	16	17	18	19	20
HRc		13	25	28	32	10	29	32	38	15	35	15	23	10	10	26	3	25		21
HB	125	190	250	270	300	180	275	300	350	200	325	200	240	180	180	260	160	250	130	230
Recommended	◎	◎	○	○		○						◎	◎	◎						

ISO	N										S							H			
Material Description	Aluminum-wrought alloy		Aluminum-cast, alloyed			Copper and Copper Alloys (Bronze / Brass)			Non Metallic Materials		Heat Resistant Super Alloys					Titanium Alloys		Hardened steel		Chilled Cast Iron	Hardened Cast Iron
VDI 3323	21	22	23	24	25	26	27	28	29	30	31	32	33	34	35	36	37	38	39	40	41
HRc											15	30	25	38	34			55	60	42	55
HB	60	100	75	90	130	110	90	100			200	280	250	350	320	400Rm	1050Rm	550	630	400	550
Recommended											○					○					

CARBIDE
HSS
THREAD MILLS
SYNCHRO TAPS
COMBO TAPS
YG TAP GENERAL
YG TAP STEEL
YG TAP HARDENED
YG TAP INOX
YG TAP CAST IRON
YG TAP ALU
YG TAP Ti Ni
YG TAP FORMING
NUT TAPS
STI TAPS
PIPE TAPS
TECHNICAL DATA

YG TAP INOX

TB274 SERIES

UNF Unified fine threads

Unified Feingewinde
UNF
Unificato passo fine

▶ Suitable for through hole in more cutting speed than other taps due to thick web.

▶ Geeignet für Durchgangslöcher in höherer Schnittgeschwindigkeit als bei anderen Gewindebohrern dank größerer Kerndicke.

DIN 371

DIN 374

Hole type
3.0×D

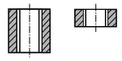

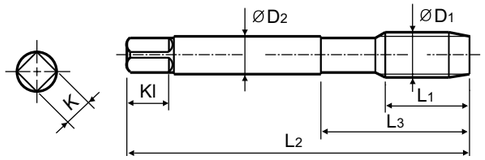

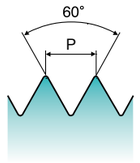

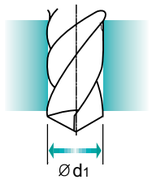

Material groups VA NW | HSS-E | DIN 371/374 | 2B | 60° | B | Vap

Machine taps
Maschinengewindebohrer

Recommended Cutting Page : P.225

Unit : mm

SIZE ØD1		TPI	EDP No. Vap	Thread Length L1	Overall Length L2	Neck Length L3	Shank Diameter ØD2	Square Size K	Square Length Kl	No. of Flute Z	Tapping Drill Diameter Ød1
#4	–	48UNF	**TB274182**	11	56	18	3.5	2.7	6	3	2.4
#5	–	44UNF	**TB274222**	11	56	18	3.5	2.7	6	3	2.7
#6	–	40UNF	**TB274262**	12	56	20	4	3	6	3	3
#8	–	36UNF	**TB274302**	13	63	21	4.5	3.4	6	3	3.5
#10	–	32UNF	**TB274342**	15	70	25	6	4.9	8	3	4.1
#12	–	28UNF	**TB274382**	16	80	30	6	4.9	8	3	4.7
1/4	–	28UNF	**TB274422**	17	80	30	7	5.5	8	3	5.5
5/16	–	24UNF	**TB274462**	17	90	35	8	6.2	9	3	6.9
3/8	–	24UNF	**TB274502**	18	100	39	9	7	10	3	8.5
7/16	–	20UNF	**TB274542**	22	100	40	8	6.2	9	3	9.9
1/2	–	20UNF	**TB274582**	22	100	40	9	7	10	3	11.5
9/16	–	18UNF	**TB274622**	22	100	40	11	9	12	3	12.9
5/8	–	18UNF	**TB274662**	22	100	40	12	9	12	3	14.5
3/4	–	16UNF	**TB274722**	25	110	44	14	11	14	4	17.5
7/8	–	14UNF	**TB274762**	26	125	50	18	14.5	17	4	20.5
1	–	12UNF	**TB274802**	28	140	54	18	14.5	17	4	23.25
1-1/8	–	12UNF	**TB274842**	30	150	60	22	18	21	4	26.5

▶DIN 371(#4~3/8) and DIN 374(7/16~1-1/8)

◎ : Excellent ○ : Good

ISO	P											M			K					
Material Description	Non-alloy steel					Low alloy steel				High alloyed steel, and tool steel		Stainless steel			Grey cast iron		Nodular cast iron		Malleable cast iron	
VDI 3323	1	2	3	4	5	6	7	8	9	10	11	12	13	14	15	16	17	18	19	20
HRc		13	25	28	32	10	29	32	38	15	35	15	23	10	10	26	3	25		21
HB	125	190	250	270	300	180	275	300	350	200	325	200	240	180	180	260	160	250	130	230
Recommended	◎	◎	○	○		○						◎	◎	◎						

ISO	N										S							H			
Material Description	Aluminum-wrought alloy		Aluminum-cast, alloyed			Copper and Copper Alloys (Bronze / Brass)			Non Metallic Materials		Heat Resistant Super Alloys					Titanium Alloys		Hardened steel		Chilled Cast Iron	Hardened Cast Iron
VDI 3323	21	22	23	24	25	26	27	28	29	30	31	32	33	34	35	36	37	38	39	40	41
HRc											15	30	25	38	34			55	60	42	55
HB	60	100	75	90	130	110	90	100			200	280	250	350	320	400Rm	1050Rm	550	630	400	550
Recommended											○					○					

YG TAP INOX

RECOMMENDED CUTTING CONDITIONS
EMPFOHLENE SCHNEIDKONDITIONEN

ISO	VDI 3323	Material Description	HB	HRc	TB711	TQ813	TR813	TB914 TB183 TB904 TB924	TI914	TBE15	TBE16	TBE17	TBE18	TCH14	TQ853	TR853	TB623 TB123 TB264 TB274	TCH23
					Vc (m/min)													
P	1	Non-alloy steel	125		15-20	15-20	15-20	15-20	20-25	15-20	15-20	15-20	15-20	20-25	15-20	15-20	15-20	20-25
	2		190	13	15-20	15-20	15-20	15-20	20-25	15-20	15-20	15-20	15-20	20-25	15-20	15-20	15-20	20-25
	3		250	25		12-18	12-18	12-18	18-24	12-18	12-18	12-18	12-18	18-24	12-18	12-18	12-18	18-24
	4		270	28		10-15	10-15	10-15	15-20	10-15	10-15	10-15	10-15	15-20	10-15	10-15	10-15	15-20
	5		300	32														
	6	Low alloy steel	180	10		10-15	10-15	10-15	15-20	10-15	10-15	10-15	10-15	15-20	10-15	10-15	10-15	15-20
	7		275	29														
	8		300	32														
	9		350	38														
	10	High alloyed steel, and tool steel	200	15														
	11		325	35														
M	12	Stainless steel	200	15	7-10	7-10	7-10	7-10	10-13	7-10	7-10	7-10	7-10	10-13	7-10	7-10	7-10	10-13
	13		240	23	5-8	5-8	5-8	5-8	8-11	5-8	5-8	5-8	5-8	8-11	5-8	5-8	5-8	8-11
	14		180	10	4-6	4-6	4-6	4-6	6-8	4-6	4-6	4-6	4-6	6-8	4-6	4-6	4-6	6-8
K	15	Grey cast iron	180	10														
	16		260	26														
	17	Nodular cast iron	160	3														
	18		250	25														
	19	Malleable cast iron	130															
	20		230	21														
N	21	Aluminum-wrought alloy	60		10-15													
	22		100															
	23	Aluminum-cast, alloyed	75															
	24		90															
	25		130															
	26	Copper and Copper Alloys (Bronze / Brass)	110															
	27		90															
	28		100		15-20													
	29	Non Metallic Materials																
	30																	
S	31	Heat Resistant Super Alloys	200	15		10-15	10-15	10-15	15-20	10-15	10-15	10-15	10-15	15-20	10-15	10-15	10-15	15-20
	32		280	30														
	33		250	25														
	34		350	38														
	35		320	34														
	36	Titanium Alloys	400Rm			10-15	10-15	10-15	15-20	10-15	10-15	10-15	10-15	15-20	10-15	10-15	10-15	15-20
	37		1050Rm															
H	38	Hardened steel	550	55														
	39		630	60														
	40	Chilled Cast Iron	400	42														
	41	Hardened Cast Iron	550	55														

CARBIDE
HSS
THREAD MILLS
SYNCHRO TAPS
COMBO TAPS
YG TAP GENERAL
YG TAP STEEL
YG TAP HARDENED
YG TAP INOX
YG TAP CAST IRON
YG TAP ALU
YG TAP Ti Ni
YG TAP FORMING
NUT TAPS
STI TAPS
PIPE TAPS
TECHNICAL DATA

Leading Through Innovation

Global Cutting Tool Leader **YG-1**

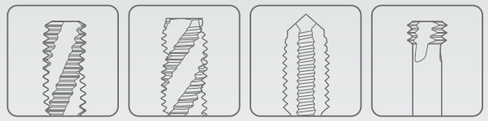

THREADING

SOLID CARBIDE & HSS-E

YG TAP CAST IRON

YG TAP CAST IRON

- For Cast Iron or Similar Work Materials
- Für Gusseisen oder ähnliche Werkstoffe

SELECTION GUIDE

YG THREADING TOOLS

SOLID CARBIDE & HSS-E
YG TAP CAST IRON

For Cast Iron or Similar Work Materials

Please visit globalyg1.com/mat for material search

◎ : Excellent ○ : Good

Recommended cutting conditions : P.237

HOLE TYPE			Max. 2.0xD Blind / Through Hole				
TOOL MATERIAL			CARBIDE	HSS-E			
CHAMFER LEAD ACC.TO DIN2197			C	C	C	C	C
FLUTE TYPE			Straight Flute	Straight Flute	Straight Flute	Straight Flute	Straight Flute
SPIRAL FLUTE ANGLE			-	-	-	-	-
SERIES	M	DIN371/376	T0993 (P.229)	TE821 (P.230)	TD821 (P.231)	TI821 (P.232)	TY821 (P.233)
		DIN352					
		DIN357/LONG					
	MF	DIN374		TE403 (P.234)			
		DIN2181					
	UNC	DIN371/376		TE434 (P.235)			
		DIN351					
	UNF	DIN371/374		TE454 (P.236)			
		DIN2181					
	BSW	DIN2182/2183					
		DIN351					
	G(BSP)	DIN5156/5157					
	EG-M	DIN371/376					
	EG-UNC	DIN371/376					
	EG-UNF	DIN371/374					
SURFACE TREATMENT			Bright	NI	TiN	TiCN	TiAlN
MODEL							

ISO	VDI 3323	Material Description	Composition / Structure / Heat Treatment		HB	HRc					
P	1	Non-alloy steel	About 0.15% C	Annealed	125						
	2		About 0.45% C	Annealed	190	13					
	3		About 0.45% C	Quenched & Tempered	250	25					
	4		About 0.75% C	Annealed	270	28					
	5		About 0.75% C	Quenched & Tempered	300	32					
	6	Low alloy steel		Annealed	180	10					
	7			Quenched & Tempered	275	29					
	8			Quenched & Tempered	300	32					
	9			Quenched & Tempered	350	38					
	10	High alloyed steel, and tool steel		Annealed	200	15					
	11			Quenched & Tempered	325	35					
M	12	Stainless steel	Ferritic / Martensitic	Annealed	200	15					
	13		Martensitic	Quenched & Tempered	240	23					
	14		Austenitic		180	10					
K	15	Grey cast iron	Pearlitic / ferritic		180	10	◎	◎	◎	◎	◎
	16		Pearlitic (Martensitic)		260	26	◎	◎	◎	◎	◎
	17	Nodular cast iron	Ferritic		160	3	◎	◎	◎	◎	◎
	18		Pearlitic		250	25	◎	◎	◎	◎	◎
	19	Malleable cast iron	Ferritic		130		○	○	○	○	○
	20		Pearlitic		230	21	○	○	○	○	○
N	21	Aluminum-wrought alloy	Not Curable		60						
	22		Curable	Hardened	100						
	23	Aluminum-cast, alloyed	≤ 12% Si, Not Curable		75		◎				
	24		≤ 12% Si, Curable	Hardened	90						
	25		> 12% Si, Not Curable		130		◎				
	26	Copper and Copper Alloys (Bronze / Brass)	Cutting Alloys, PB>1%		110						
	27		CuZn, CuSnZn (Brass)		90			○	◎	◎	◎
	28		CuSn, lead-free copper and electrolytic copper		100						
	29	Non Metallic Materials	Duroplastic, Fiber Reinforced Plastic								
	30		Rubber, Wood, etc.								
S	31	Heat Resistant Super Alloys	Fe Based	Annealed	200	15					
	32			Cured	280	30					
	33		Ni or Co Based	Annealed	250	25					
	34			Cured	350	38					
	35			Cast	320	34					
	36	Titanium Alloys	Pure Titanium		400 Rm						
	37		Alpha + Beta Alloys	Hardened	1050 Rm						
H	38	Hardened steel		Hardened	550	55					
	39			Hardened	630	60					
	40	Chilled Cast Iron		Cast	400	42	◎				
	41	Hardened Cast Iron		Hardened	550	55					

YG TAP CAST IRON

T0993 SERIES

M ISO metric coarse threads DIN 13

Metrisches ISO-Gewinde DIN 13
ISO MÉTRIQUE DIN13
ISO Metrico passo grosso DIN 13

▶ Carbide tap can increase tool life longer than HSS taps due to higher hardness. Suitable for cast iron and high silicon aluminiums.

▶ Der VHM-Gewindebohrer kann die Lebensdaüer gegenuber HSS-Gewindebohrern erhöhen dank der größeren Härte. Geeignet für Guss und Aluminium mit hohem Siliziumanteil

DIN 371

DIN 376

Hole type
2.0×D

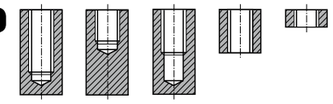

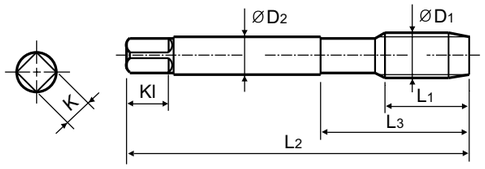

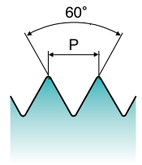

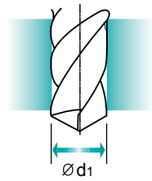

Material groups **GG** | CARBIDE | DIN 371/376 | 6HX | 60° | C | Bright

Machine taps
Maschinengewindebohrer

Recommended Cutting Page : P.237

Unit : mm

SIZE	Pitch	EDP No.	Thread Length	Overall Length	Neck Length	Shank Diameter	Square Size	Square Length	No. of Flute	Tapping Drill Diameter
ØD1	P	Bright	L1	L2	L3	ØD2	K	Kl	Z	Ød1
M3	× 0.5	T0993206	11	56	18	3.5	2.7	6	3	2.5
M3.5	× 0.6	T0993226	12	56	20	4	3	6	3	2.9
M4	× 0.7	T0993246	13	63	21	4.5	3.4	6	3	3.3
M5	× 0.8	T0993286	15	70	25	6	4.9	8	4	4.2
M6	× 1	T0993316	17	80	30	6	4.9	8	4	5
M8	× 1.25	T0993366	20	90	35	8	6.2	9	4	6.8
M10	× 1.5	T0993426	22	100	39	10	8	11	4	8.5
M12	× 1.75	T0993506	24	110	44	9	7	10	4	10.2
M14	× 2	T0993546	26	110	44	11	9	12	4	12
M16	× 2	T0993606	27	110	44	12	9	12	4	14
M18	× 2.5	T0993656	30	125	50	14	11	14	4	15.5
M20	× 2.5	T0993706	32	140	54	16	12	15	4	17.5

▶DIN 371(M2~M10) and DIN 376(M11~M20)

◎ : Excellent ○ : Good

ISO	P											M			K					
Material Description	Non-alloy steel					Low alloy steel				High alloyed steel, and tool steel		Stainless steel			Grey cast iron		Nodular cast iron		Malleable cast iron	
VDI 3323	1	2	3	4	5	6	7	8	9	10	11	12	13	14	15	16	17	18	19	20
HRc		13	25	28	32	10	29	32	38	15	35	15	23	10	10	26	3	25		21
HB	125	190	250	270	300	180	275	300	350	200	325	200	240	180	180	260	160	250	130	230
Recommended															◎	◎	◎	◎	○	○

ISO	N										S							H			
Material Description	Aluminum-wrought alloy		Aluminum-cast, alloyed			Copper and Copper Alloys (Bronze / Brass)			Non Metallic Materials		Heat Resistant Super Alloys					Titanium Alloys		Hardened steel		Chilled Cast Iron	Hardened Cast Iron
VDI 3323	21	22	23	24	25	26	27	28	29	30	31	32	33	34	35	36	37	38	39	40	41
HRc											15	30	25	38	34			55	60	42	55
HB	60	100	75	90	130	110	90	100			200	280	250	350	320	400Rm	1050Rm	550	630	400	550
Recommended			◎		◎															◎	

CARBIDE
HSS
THREAD MILLS
SYNCHRO TAPS
COMBO TAPS
YG TAP GENERAL
YG TAP STEEL
YG TAP HARDENED
YG TAP INOX
YG TAP CAST IRON
YG TAP ALU
YG TAP Ti Ni
YG TAP FORMING
NUT TAPS
STI TAPS
PIPE TAPS
TECHNICAL DATA

YG TAP CAST IRON

TE821 SERIES

M ISO metric coarse threads DIN 13

Metrisches ISO-Gewinde DIN 13
ISO MÉTRIQUE DIN13
ISO Metrico passo grosso DIN 13

▶ Suitable for tapping cast iron or similar work materials.

▶ Geeignet zum Gewindeschneiden von Guss oder ähnlichen Werkstoffen

DIN 371

DIN 376

Hole type
2.0×D

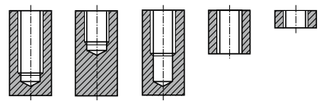

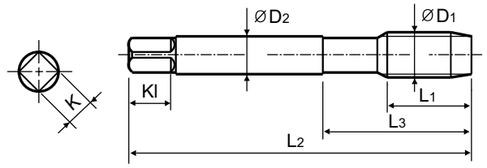

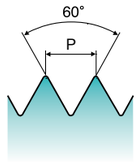

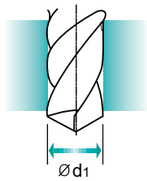

Material groups **GG** | HSS-E | DIN 371/376 | 6HX | 60° | C | NI

Machine taps
Maschinengewindebohrer

Recommended Cutting Page : P.237

Unit : mm

SIZE	Pitch	EDP No.	Thread Length	Overall Length	Neck Length	Shank Diameter	Square Size	Square Length	No. of Flute	Tapping Drill Diameter
ØD1	P	Ni	L1	L2	L3	ØD2	K	Kl	Z	Ød1
M2	× 0.4	**TE821136**	8	45	13	2.8	2.1	5	3	1.6
M2.2	× 0.45	**TE821156**	8	45	13	2.8	2.1	5	3	1.75
*M2.3	× 0.4	**TE821196**	8	45	13	2.8	2.1	5	3	1.9
M2.5	× 0.45	**TE821176**	9	50	15	2.8	2.1	5	3	2.05
*M2.6	× 0.45	**TE821496**	9	50	15	2.8	2.1	5	3	2.1
M3	× 0.5	**TE821206**	11	56	18	3.5	2.7	6	3	2.5
M3.5	× 0.6	**TE821226**	12	56	20	4	3	6	3	2.9
M4	× 0.7	**TE821246**	13	63	21	4.5	3.4	6	3	3.3
M4.5	× 0.75	**TE821266**	14	70	25	6	4.9	8	3	3.7
M5	× 0.8	**TE821286**	15	70	25	6	4.9	8	4	4.2
M6	× 1	**TE821316**	17	80	30	6	4.9	8	4	5
M7	× 1	**TE821346**	17	80	30	7	5.5	8	4	6
M8	× 1.25	**TE821366**	20	90	35	8	6.2	9	4	6.8
M9	× 1.25	**TE821396**	20	90	35	9	7	10	4	7.8
M10	× 1.5	**TE821426**	22	100	39	10	8	11	4	8.5
M11	× 1.5	**TE821466**	22	100	40	8	6.2	9	4	9.5
M12	× 1.75	**TE821506**	24	110	44	9	7	10	4	10.2
M14	× 2	**TE821546**	26	110	44	11	9	12	4	12
M16	× 2	**TE821606**	27	110	44	12	9	12	4	14
M18	× 2.5	**TE821656**	30	125	50	14	11	14	4	15.5
M20	× 2.5	**TE821706**	32	140	54	16	12	15	4	17.5
M22	× 2.5	**TE821746**	32	140	54	18	14.5	17	4	19.5
M24	× 3	**TE821786**	34	160	60	18	14.5	17	4	21
M27	× 3	**TE821866**	36	160	60	20	16	19	4	24
M30	× 3.5	**TE821946**	40	180	70	22	18	21	4	26.5

▶DIN 371(M2~M10) and DIN 376(M11~M30)
▶ * DIN profile not ISO

◎ : Excellent ○ : Good

ISO	P											M			K					
Material Description	Non-alloy steel					Low alloy steel				High alloyed steel, and tool steel		Stainless steel			Grey cast iron		Nodular cast iron		Malleable cast iron	
VDI 3323	1	2	3	4	5	6	7	8	9	10	11	12	13	14	15	16	17	18	19	20
HRc		13	25	28	32	10	29	32	38	15	35	15	23	10	10	26	3	25		21
HB	125	190	250	270	300	180	275	300	350	200	325	200	240	180	180	260	160	250	130	230
Recommended															◎	◎	◎	◎	○	○

ISO	N										S							H			
Material Description	Aluminum-wrought alloy		Aluminum-cast, alloyed			Copper and Copper Alloys (Bronze / Brass)			Non Metallic Materials		Heat Resistant Super Alloys					Titanium Alloys		Hardened steel		Chilled Cast Iron	Hardened Cast Iron
VDI 3323	21	22	23	24	25	26	27	28	29	30	31	32	33	34	35	36	37	38	39	40	41
HRc											15	30	25	38	34			55	60	42	55
HB	60	100	75	90	130	110	90	100			200	280	250	350	320	400Rm	1050Rm	550	630	400	550
Recommended							○														

YG TAP CAST IRON

TD821 SERIES

M ISO metric coarse threads DIN 13

Metrisches ISO-Gewinde DIN 13
ISO MÉTRIQUE DIN13
ISO Metrico passo grosso DIN 13

▶ Suitable for tapping cast iron or similar work materials.

▶ Geeignet zum Gewindeschneiden von Guss oder ähnlichen Werkstoffen

DIN 371

DIN 376

Hole type
2.0×D

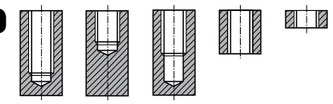

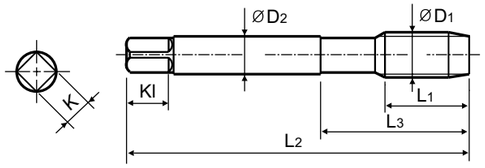

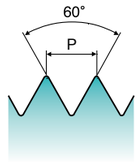

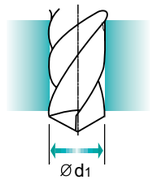

Material groups **GG** | HSS-E | DIN 371/376 | 6HX | 60° | C | TiN

Machine taps
Maschinengewindebohrer

Recommended Cutting Page : P.237

Unit : mm

SIZE	Pitch	EDP No.	Thread Length	Overall Length	Neck Length	Shank Diameter	Square Size	Square Length	No. of Flute	Tapping Drill Diameter
ØD1	P	TiN	L1	L2	L3	ØD2	K	Kl	Z	Ød1
M2	× 0.4	**TD821136**	8	45	13	2.8	2.1	5	3	1.6
M2.2	× 0.45	**TD821156**	8	45	13	2.8	2.1	5	3	1.75
*M2.3	× 0.4	**TD821196**	8	45	13	2.8	2.1	5	3	1.9
M2.5	× 0.45	**TD821176**	9	50	15	2.8	2.1	5	3	2.05
*M2.6	× 0.45	**TD821496**	9	50	15	2.8	2.1	5	3	2.1
M3	× 0.5	**TD821206**	11	56	18	3.5	2.7	6	3	2.5
M3.5	× 0.6	**TD821226**	12	56	20	4	3	6	3	2.9
M4	× 0.7	**TD821246**	13	63	21	4.5	3.4	6	3	3.3
M4.5	× 0.75	**TD821266**	14	70	25	6	4.9	8	3	3.7
M5	× 0.8	**TD821286**	15	70	25	6	4.9	8	4	4.2
M6	× 1	**TD821316**	17	80	30	6	4.9	8	4	5
M7	× 1	**TD821346**	17	80	30	7	5.5	8	4	6
M8	× 1.25	**TD821366**	20	90	35	8	6.2	9	4	6.8
M9	× 1.25	**TD821396**	20	90	35	9	7	10	4	7.8
M10	× 1.5	**TD821426**	22	100	39	10	8	11	4	8.5
M11	× 1.5	**TD821466**	22	100	40	8	6.2	9	4	9.5
M12	× 1.75	**TD821506**	24	110	44	9	7	10	4	10.2
M14	× 2	**TD821546**	26	110	44	11	9	12	4	12
M16	× 2	**TD821606**	27	110	44	12	9	12	4	14
M18	× 2.5	**TD821656**	30	125	50	14	11	14	4	15.5
M20	× 2.5	**TD821706**	32	140	54	16	12	15	4	17.5
M22	× 2.5	**TD821746**	32	140	54	18	14.5	17	4	19.5
M24	× 3	**TD821786**	34	160	60	18	14.5	17	4	21
M27	× 3	**TD821866**	36	160	60	20	16	19	4	24
M30	× 3.5	**TD821946**	40	180	70	22	18	21	4	26.5

▶DIN 371(M2~M10) and DIN 376(M11~M30)
▶ * DIN profile not ISO

◎ : Excellent ○ : Good

ISO	P											M			K					
Material Description	Non-alloy steel					Low alloy steel				High alloyed steel, and tool steel		Stainless steel			Grey cast iron		Nodular cast iron		Malleable cast iron	
VDI 3323	1	2	3	4	5	6	7	8	9	10	11	12	13	14	15	16	17	18	19	20
HRc		13	25	28	32	10	29	32	38	15	35	15	23	10	10	26	3	25		21
HB	125	190	250	270	300	180	275	300	350	200	325	200	240	180	180	260	160	250	130	230
Recommended															◎	◎	◎	◎	○	○

ISO	N										S							H			
Material Description	Aluminum-wrought alloy		Aluminum-cast, alloyed			Copper and Copper Alloys (Bronze / Brass)			Non Metallic Materials		Heat Resistant Super Alloys					Titanium Alloys		Hardened steel		Chilled Cast Iron	Hardened Cast Iron
VDI 3323	21	22	23	24	25	26	27	28	29	30	31	32	33	34	35	36	37	38	39	40	41
HRc											15	30	25	38	34			55	60	42	55
HB	60	100	75	90	130	110	90	100			200	280	250	350	320	400Rm	1050Rm	550	630	400	550
Recommended							◎														

CARBIDE
HSS
THREAD MILLS
SYNCHRO TAPS
COMBO TAPS
YG TAP GENERAL
YG TAP STEEL
YG TAP HARDENED
YG TAP INOX
YG TAP CAST IRON
YG TAP ALU
YG TAP Ti Ni
YG TAP FORMING
NUT TAPS
STI TAPS
PIPE TAPS
TECHNICAL DATA

YG TAP CAST IRON

TI821 SERIES

M ISO metric coarse threads DIN 13

Metrisches ISO-Gewinde DIN 13
ISO MÉTRIQUE DIN13
ISO Metrico passo grosso DIN 13

▶ Suitable for tapping cast iron or similar work materials.

▶ Geeignet zum Gewindeschneiden von Guss oder ähnlichen Werkstoffen

DIN 371

DIN 376

Hole type
2.0×D

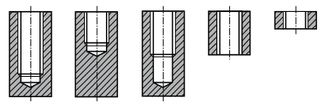

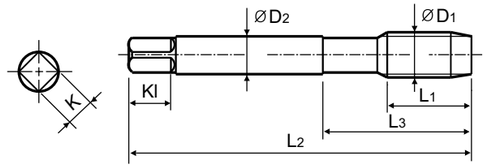

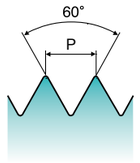

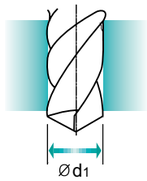

Material groups **GG** | HSS-E | DIN 371/376 | 6HX | 60° | C | TiCN

Machine taps
Maschinengewindebohrer

Recommended Cutting Page : P.237

Unit : mm

SIZE	Pitch	EDP No.	Thread Length	Overall Length	Neck Length	Shank Diameter	Square Size	Square Length	No. of Flute	Tapping Drill Diameter
ØD1	P	TiCN	L1	L2	L3	ØD2	K	Kl	Z	Ød1
M2	× 0.4	**TI821136**	8	45	13	2.8	2.1	5	3	1.6
M2.2	× 0.45	**TI821156**	8	45	13	2.8	2.1	5	3	1.75
*M2.3	× 0.4	**TI821196**	8	45	13	2.8	2.1	5	3	1.9
M2.5	× 0.45	**TI821176**	9	50	15	2.8	2.1	5	3	2.05
*M2.6	× 0.45	**TI821496**	9	50	15	2.8	2.1	5	3	2.1
M3	× 0.5	**TI821206**	11	56	18	3.5	2.7	6	3	2.5
M3.5	× 0.6	**TI821226**	12	56	20	4	3	6	3	2.9
M4	× 0.7	**TI821246**	13	63	21	4.5	3.4	6	3	3.3
M4.5	× 0.75	**TI821266**	14	70	25	6	4.9	8	3	3.7
M5	× 0.8	**TI821286**	15	70	25	6	4.9	8	4	4.2
M6	× 1	**TI821316**	17	80	30	6	4.9	8	4	5
M7	× 1	**TI821346**	17	80	30	7	5.5	8	4	6
M8	× 1.25	**TI821366**	20	90	35	8	6.2	9	4	6.8
M9	× 1.25	**TI821396**	20	90	35	9	7	10	4	7.8
M10	× 1.5	**TI821426**	22	100	39	10	8	11	4	8.5
M11	× 1.5	**TI821466**	22	100	40	8	6.2	9	4	9.5
M12	× 1.75	**TI821506**	24	110	44	9	7	10	4	10.2
M14	× 2	**TI821546**	26	110	44	11	9	12	4	12
M16	× 2	**TI821606**	27	110	44	12	9	12	4	14
M18	× 2.5	**TI821656**	30	125	50	14	11	14	4	15.5
M20	× 2.5	**TI821706**	32	140	54	16	12	15	4	17.5
M22	× 2.5	**TI821746**	32	140	54	18	14.5	17	4	19.5
M24	× 3	**TI821786**	34	160	60	18	14.5	17	4	21
M27	× 3	**TI821866**	36	160	60	20	16	19	4	24
M30	× 3.5	**TI821946**	40	180	70	22	18	21	4	26.5

▶DIN 371(M2~M10) and DIN 376(M11~M30)
▶ * DIN profile not ISO

◎ : Excellent ○ : Good

ISO	P											M			K					
Material Description	Non-alloy steel					Low alloy steel				High alloyed steel, and tool steel		Stainless steel			Grey cast iron		Nodular cast iron		Malleable cast iron	
VDI 3323	1	2	3	4	5	6	7	8	9	10	11	12	13	14	15	16	17	18	19	20
HRc		13	25	28	32	10	29	32	38	15	35	15	23	10	10	26	3	25		21
HB	125	190	250	270	300	180	275	300	350	200	325	200	240	180	180	260	160	250	130	230
Recommended															◎	◎	◎	◎	○	○

ISO	N										S							H			
Material Description	Aluminum-wrought alloy		Aluminum-cast, alloyed			Copper and Copper Alloys (Bronze / Brass)			Non Metallic Materials		Heat Resistant Super Alloys					Titanium Alloys		Hardened steel		Chilled Cast Iron	Hardened Cast Iron
VDI 3323	21	22	23	24	25	26	27	28	29	30	31	32	33	34	35	36	37	38	39	40	41
HRc											15	30	25	38	34			55	60	42	55
HB	60	100	75	90	130	110	90	100			200	280	250	350	320	400Rm	1050Rm	550	630	400	550
Recommended							◎														

YG TAP CAST IRON

TY821 SERIES

M ISO metric coarse threads DIN 13

Metrisches ISO-Gewinde DIN 13
ISO MÉTRIQUE DIN13
ISO Metrico passo grosso DIN 13

▶ Suitable for tapping cast iron or similar work materials.

▶ Geeignet zum Gewindeschneiden von Guss oder ähnlichen Werkstoffen

DIN 371

DIN 376

Hole type
2.0×D

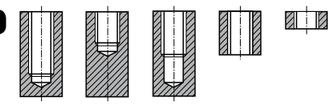

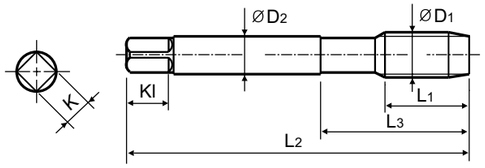

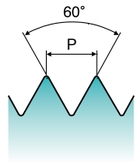

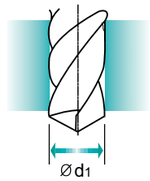

Material groups **GG** | HSS-E | DIN 371/376 | 6HX | 60° | C | TiAlN

Machine taps
Maschinengewindebohrer

Recommended Cutting Page : P.237

Unit : mm

SIZE	Pitch	EDP No.	Thread Length	Overall Length	Neck Length	Shank Diameter	Square Size	Square Length	No. of Flute	Tapping Drill Diameter
ØD1	P	TiAlN	L1	L2	L3	ØD2	K	Kl	Z	Ød1
M2	× 0.4	**TY821136**	8	45	13	2.8	2.1	5	3	1.6
M2.2	× 0.45	**TY821156**	8	45	13	2.8	2.1	5	3	1.75
*M2.3	× 0.4	**TY821196**	8	45	13	2.8	2.1	5	3	1.9
M2.5	× 0.45	**TY821176**	9	50	15	2.8	2.1	5	3	2.05
*M2.6	× 0.45	**TY821496**	9	50	15	2.8	2.1	5	3	2.1
M3	× 0.5	**TY821206**	11	56	18	3.5	2.7	6	3	2.5
M3.5	× 0.6	**TY821226**	12	56	20	4	3	6	3	2.9
M4	× 0.7	**TY821246**	13	63	21	4.5	3.4	6	3	3.3
M4.5	× 0.75	**TY821266**	14	70	25	6	4.9	8	3	3.7
M5	× 0.8	**TY821286**	15	70	25	6	4.9	8	4	4.2
M6	× 1	**TY821316**	17	80	30	6	4.9	8	4	5
M7	× 1	**TY821346**	17	80	30	7	5.5	8	4	6
M8	× 1.25	**TY821366**	20	90	35	8	6.2	9	4	6.8
M9	× 1.25	**TY821396**	20	90	35	9	7	10	4	7.8
M10	× 1.5	**TY821426**	22	100	39	10	8	11	4	8.5
M11	× 1.5	**TY821466**	22	100	40	8	6.2	9	4	9.5
M12	× 1.75	**TY821506**	24	110	44	9	7	10	4	10.2
M14	× 2	**TY821546**	26	110	44	11	9	12	4	12
M16	× 2	**TY821606**	27	110	44	12	9	12	4	14
M18	× 2.5	**TY821656**	30	125	50	14	11	14	4	15.5
M20	× 2.5	**TY821706**	32	140	54	16	12	15	4	17.5
M22	× 2.5	**TY821746**	32	140	54	18	14.5	17	4	19.5
M24	× 3	**TY821786**	34	160	60	18	14.5	17	4	21
M27	× 3	**TY821866**	36	160	60	20	16	19	4	24
M30	× 3.5	**TY821946**	40	180	70	22	18	21	4	26.5

▶DIN 371(M2~M10) and DIN 376(M11~M30)
▶ * DIN profile not ISO

◎ : Excellent ○ : Good

ISO	P											M			K					
Material Description	Non-alloy steel					Low alloy steel				High alloyed steel, and tool steel		Stainless steel			Grey cast iron		Nodular cast iron		Malleable cast iron	
VDI 3323	1	2	3	4	5	6	7	8	9	10	11	12	13	14	15	16	17	18	19	20
HRc		13	25	28	32	10	29	32	38	15	35	15	23	10	10	26	3	25		21
HB	125	190	250	270	300	180	275	300	350	200	325	200	240	180	180	260	160	250	130	230
Recommended															◎	◎	◎	◎	○	○

ISO	N										S							H			
Material Description	Aluminum-wrought alloy		Aluminum-cast, alloyed			Copper and Copper Alloys (Bronze / Brass)			Non Metallic Materials		Heat Resistant Super Alloys					Titanium Alloys		Hardened steel		Chilled Cast Iron	Hardened Cast Iron
VDI 3323	21	22	23	24	25	26	27	28	29	30	31	32	33	34	35	36	37	38	39	40	41
HRc											15	30	25	38	34			55	60	42	55
HB	60	100	75	90	130	110	90	100			200	280	250	350	320	400Rm	1050Rm	550	630	400	550
Recommended							◎														

CARBIDE
HSS
THREAD MILLS
SYNCHRO TAPS
COMBO TAPS
YG TAP GENERAL
YG TAP STEEL
YG TAP HARDENED
YG TAP INOX
YG TAP CAST IRON
YG TAP ALU
YG TAP Ti Ni
YG TAP FORMING
NUT TAPS
STI TAPS
PIPE TAPS
TECHNICAL DATA

YG TAP CAST IRON

TE403 SERIES

MF

ISO metric fine threads DIN 13

Metrisches ISO-Feingewinde DIN 13
ISO MÉTRIQUE PAS FINS DIN13
ISO Metrico passo fine DIN 13

▶ Suitable for tapping cast iron or similar work materials due to nitriding.

▶ Geeignet zum Gewindeschneiden von Guss oder ähnlichen Werkstoffen dank der Nitrierung

DIN 374

Hole type
2.0×D

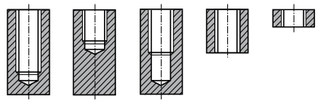

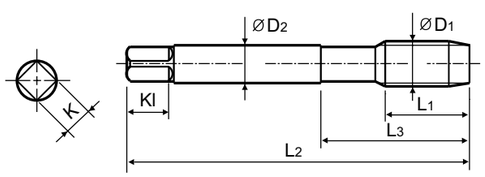

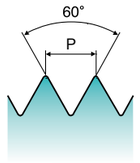

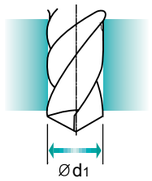

Material groups **GG** | HSS-E | DIN 374 | 6HX | 60° | C | NI

Machine taps
Maschinengewindebohrer

Recommended Cutting Page : P.237

Unit : mm

SIZE	Pitch	EDP No.	Thread Length	Overall Length	Neck Length	Shank Diameter	Square Size	Square Length	No. of Flute	Tapping Drill Diameter
ØD1	P	Ni	L1	L2	L3	ØD2	K	Kl	Z	Ød1
M4	× 0.5	**TE403256**	10	63	21	2.8	2.1	5	3	3.5
M5	× 0.5	**TE403296**	11	70	25	3.5	2.7	6	4	4.5
M6	× 0.75	**TE403326**	13	80	30	4.5	3.4	6	4	5.2
M6	× 0.5	**TE403336**	13	80	30	4.5	3.4	6	4	5.5
M7	× 0.75	**TE403356**	14	80	30	5.5	4.3	7	4	6.2
M8	× 1	**TE403376**	17	90	36	6	4.9	8	4	7
M8	× 0.75	**TE403386**	14	80	30	6	4.9	8	4	7.2
M10	× 1.25	**TE403436**	22	100	40	7	5.5	8	4	8.8
M10	× 1	**TE403446**	18	90	36	7	5.5	8	4	9
M10	× 0.75	**TE403456**	18	90	36	7	5.5	8	4	9.2
M12	× 1.5	**TE403516**	22	100	40	9	7	10	4	10.5
M12	× 1.25	**TE403526**	22	100	40	9	7	10	4	10.8
M12	× 1	**TE403536**	18	100	40	9	7	10	4	11
M14	× 1.5	**TE403556**	22	100	40	11	9	12	4	12.5
M14	× 1.25	**TE403566**	22	100	40	11	9	12	4	12.8
M16	× 1.5	**TE403616**	22	100	40	12	9	12	4	14.5
M18	× 1.5	**TE403676**	25	110	44	14	11	14	4	16.5
M20	× 1.5	**TE403726**	25	125	50	16	12	15	4	18.5
M22	× 1.5	**TE403766**	25	125	50	18	14.5	17	4	20.5
M24	× 1.5	**TE403806**	27	140	54	18	14.5	17	4	22.5

◎ : Excellent ○ : Good

ISO	P											M			K					
Material Description	Non-alloy steel					Low alloy steel				High alloyed steel, and tool steel		Stainless steel			Grey cast iron		Nodular cast iron		Malleable cast iron	
VDI 3323	1	2	3	4	5	6	7	8	9	10	11	12	13	14	15	16	17	18	19	20
HRc		13	25	28	32	10	29	32	38	15	35	15	23	10	10	26	3	25		21
HB	125	190	250	270	300	180	275	300	350	200	325	200	240	180	180	260	160	250	130	230
Recommended															◎	◎	◎	◎	○	○

ISO	N										S							H		
Material Description	Aluminum-wrought alloy		Aluminum-cast, alloyed			Copper and Copper Alloys (Bronze / Brass)			Non Metallic Materials		Heat Resistant Super Alloys					Titanium Alloys		Hardened steel	Chilled Cast Iron	Hardened Cast Iron
VDI 3323	21	22	23	24	25	26	27	28	29	30	31	32	33	34	35	36	37	38	39	40	41
HRc											15	30	25	38	34			55	60	42	55
HB	60	100	75	90	130	110	90	100			200	280	250	350	320	400Rm	1050Rm	550	630	400	550
Recommended							○														

YG TAP CAST IRON

TE434 SERIES

UNC

Unified coarse threads

Unified Grobgewinde
UNC
Unificato passo grosso

▶ Suitable for tapping cast iron or similar work materials due to nitriding.

▶ Geeignet zum Gewindeschneiden von Guss oder ähnlichen Werkstoffen dank der Nitrierung

DIN 371

DIN 376

Hole type
2.0×D

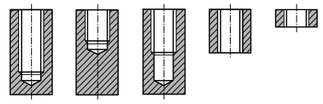

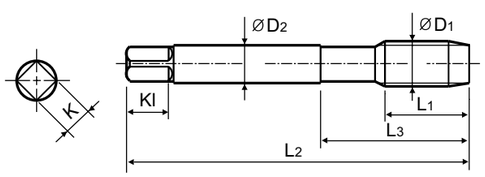

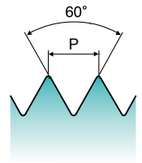

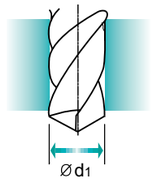

Material groups **GG** | HSS-E | DIN 371/376 | 2BX | 60° | C | NI

Machine taps
Maschinengewindebohrer

Recommended Cutting Page : P.237

Unit : mm

SIZE	TPI	EDP No.	Thread Length	Overall Length	Neck Length	Shank Diameter	Square Size	Square Length	No. of Flute	Tapping Drill Diameter
ØD1		Ni	L1	L2	L3	ØD2	K	Kl	Z	Ød1
#4	- 40UNC	**TE434162**	11	56	18	3.5	2.7	6	3	2.3
#5	- 40UNC	**TE434202**	11	56	18	3.5	2.7	6	3	2.6
#6	- 32UNC	**TE434242**	12	56	20	4	3	6	3	2.85
#8	- 32UNC	**TE434282**	13	63	21	4.5	3.4	6	3	3.5
#10	- 24UNC	**TE434322**	15	70	25	6	4.9	8	3	3.9
#12	- 24UNC	**TE434362**	16	80	30	6	4.9	8	3	4.5
1/4	- 20UNC	**TE434402**	17	80	30	7	5.5	8	4	5.2
5/16	- 18UNC	**TE434442**	20	90	35	8	6.2	9	4	6.6
3/8	- 16UNC	**TE434482**	22	100	39	9	7	10	4	8
7/16	- 14UNC	**TE434522**	22	100	40	8	6.2	9	4	9.4
1/2	- 13UNC	**TE434562**	25	110	44	9	7	10	4	10.75
9/16	- 12UNC	**TE434602**	26	110	44	11	9	12	4	12.25
5/8	- 11UNC	**TE434642**	27	110	44	12	9	12	4	13.5
3/4	- 10UNC	**TE434702**	30	125	50	14	11	14	4	16.5
7/8	- 9UNC	**TE434742**	32	140	54	18	14.5	17	4	19.5
1	- 8UNC	**TE434782**	36	160	60	20	16	17	4	22.25
1-1/8	- 7UNC	**TE434822**	40	180	70	22	18	21	4	25

▶DIN 371(#4~3/8) and DIN 376(7/16~1-1/8)

◎ : Excellent ○ : Good

ISO	P											M			K					
Material Description	Non-alloy steel					Low alloy steel				High alloyed steel, and tool steel		Stainless steel			Grey cast iron		Nodular cast iron		Malleable cast iron	
VDI 3323	1	2	3	4	5	6	7	8	9	10	11	12	13	14	15	16	17	18	19	20
HRc		13	25	28	32	10	29	32	38	15	35	15	23	10	10	26	3	25		21
HB	125	190	250	270	300	180	275	300	350	200	325	200	240	180	180	260	160	250	130	230
Recommended															◎	◎	◎	◎	○	○

ISO	N										S							H		
Material Description	Aluminum-wrought alloy		Aluminum-cast, alloyed			Copper and Copper Alloys (Bronze / Brass)			Non Metallic Materials		Heat Resistant Super Alloys					Titanium Alloys		Hardened steel	Chilled Cast Iron	Hardened Cast Iron
VDI 3323	21	22	23	24	25	26	27	28	29	30	31	32	33	34	35	36	37	38	39	40	41
HRc											15	30	25	38	34			55	60	42	55
HB	60	100	75	90	130	110	90	100			200	280	250	350	320	400Rm	1050Rm	550	630	400	550
Recommended							○														

CARBIDE
HSS
THREAD MILLS
SYNCHRO TAPS
COMBO TAPS
YG TAP GENERAL
YG TAP STEEL
YG TAP HARDENED
YG TAP INOX
YG TAP CAST IRON
YG TAP ALU
YG TAP Ti Ni
YG TAP FORMING
NUT TAPS
STI TAPS
PIPE TAPS
TECHNICAL DATA

YG TAP CAST IRON

TE454 SERIES

UNF Unified fine threads

Unified Feingewinde
UNF
Unificato passo fine

▶ Suitable for tapping cast iron or similar work materials due to nitriding.

▶ Geeignet zum Gewindeschneiden von Guss oder ähnlichen Werkstoffen dank der Nitrierung

DIN 371

DIN 374

Hole type
2.0×D

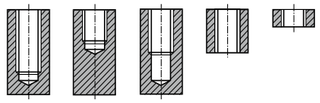

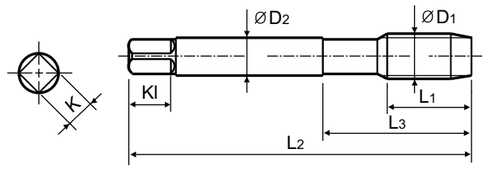

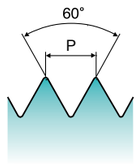

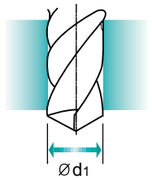

Material groups **GG** | HSS-E | DIN 371/374 | 2BX | 60° | C | NI

Machine taps
Maschinengewindebohrer

Recommended Cutting Page : P.237

Unit : mm

SIZE ØD1	TPI	EDP No. Ni	Thread Length L1	Overall Length L2	Neck Length L3	Shank Diameter ØD2	Square Size K	Square Length Kl	No. of Flute Z	Tapping Drill Diameter Ød1
#4	48UNF	TE454182	11	56	18	3.5	2.7	6	3	2.4
#5	44UNF	TE454222	11	56	18	3.5	2.7	6	3	2.7
#6	40UNF	TE454262	12	56	20	4	3	6	3	3
#8	36UNF	TE454302	13	63	21	4.5	3.4	6	3	3.5
#10	32UNF	TE454342	15	70	25	6	4.9	8	3	4.1
#12	28UNF	TE454382	16	80	30	6	4.9	8	4	4.7
1/4	28UNF	TE454422	17	80	30	7	5.5	8	4	5.5
5/16	24UNF	TE454462	17	90	35	8	6.2	9	4	6.9
3/8	24UNF	TE454502	18	100	39	9	7	10	4	8.5
7/16	20UNF	TE454542	22	100	40	8	6.2	9	4	9.9
1/2	20UNF	TE454582	22	100	40	9	7	10	4	11.5
9/16	18UNF	TE454622	22	100	40	11	9	12	4	12.9
5/8	18UNF	TE454662	22	100	40	12	9	12	4	14.5
3/4	16UNF	TE454722	25	110	44	14	11	14	4	17.5
7/8	14UNF	TE454762	26	125	50	18	14.5	17	4	20.5
1	12UNF	TE454802	28	140	54	18	14.5	17	4	23.25
1-1/8	12UNF	TE454842	30	150	60	22	18	21	4	26.5

▶DIN 371(#4~3/8) and DIN 374(7/16~1-1/8)

◎ : Excellent ○ : Good

ISO	P											M			K					
Material Description	Non-alloy steel					Low alloy steel				High alloyed steel, and tool steel		Stainless steel			Grey cast iron		Nodular cast iron		Malleable cast iron	
VDI 3323	1	2	3	4	5	6	7	8	9	10	11	12	13	14	15	16	17	18	19	20
HRc		13	25	28	32	10	29	32	38	15	35	15	23	10	10	26	3	25		21
HB	125	190	250	270	300	180	275	300	350	200	325	200	240	180	180	260	160	250	130	230
Recommended															◎	◎	◎	◎	○	○

ISO	N										S							H			
Material Description	Aluminum-wrought alloy		Aluminum-cast, alloyed			Copper and Copper Alloys (Bronze / Brass)			Non Metallic Materials		Heat Resistant Super Alloys					Titanium Alloys		Hardened steel		Chilled Cast Iron	Hardened Cast Iron
VDI 3323	21	22	23	24	25	26	27	28	29	30	31	32	33	34	35	36	37	38	39	40	41
HRc											15	30	25	38	34			55	60	42	55
HB	60	100	75	90	130	110	90	100			200	280	250	350	320	400Rm	1050Rm	550	630	400	550
Recommended							○														

YG TAP CAST IRON

RECOMMENDED CUTTING CONDITIONS
EMPFOHLENE SCHNEIDKONDITIONEN

ISO	VDI 3323	Material Description	HB	HRc	T0993	TE821 TE403 TE434 TE454	TD821	TI821	TY821
					Vc (m/min)				
P	1	Non-alloy steel	125						
	2		190	13					
	3		250	25					
	4		270	28					
	5		300	32					
	6	Low alloy steel	180	10					
	7		275	29					
	8		300	32					
	9		350	38					
	10	High alloyed steel, and tool steel	200	15					
	11		325	35					
M	12	Stainless steel	200	15					
	13		240	23					
	14		180	10					
K	15	Grey cast iron	180	10	10-15	10-15	15-20	15-20	15-20
	16		260	26	5-8	5-8	8-11	8-11	8-11
	17	Nodular cast iron	160	3	10-15	10-15	15-20	15-20	15-20
	18		250	25	5-8	5-8	8-11	8-11	8-11
	19	Malleable cast iron	130		10-15	10-15	15-20	15-20	15-20
	20		230	21	5-8	5-8	8-11	8-11	8-11
N	21	Aluminum-wrought alloy	60						
	22		100						
	23	Aluminum-cast, alloyed	75		15-20				
	24		90						
	25		130		10-15				
	26	Copper and Copper Alloys (Bronze / Brass)	110						
	27		90			8-12	12-16	12-16	12-16
	28		100						
	29	Non Metallic Materials							
	30								
S	31	Heat Resistant Super Alloys	200	15					
	32		280	30					
	33		250	25					
	34		350	38					
	35		320	34					
	36	Titanium Alloys	400 Rm						
	37		1050 Rm						
H	38	Hardened steel	550	55					
	39		630	60					
	40	Chilled Cast Iron	400	42	3-5				
	41	Hardened Cast Iron	550	55					

Leading Through Innovation

Global Cutting Tool Leader **YG-1**

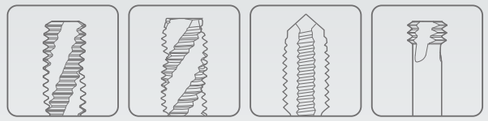

THREADING

HSS-E

YG TAP ALU

YG TAP ALU

- For long-chipping Aluminum Wrought Alloys with Large Chip Gullets to Avoid Clogging in the Threading Operations
- Für langspanende Aluminium-Knetlegierungen mit großen Spanabständen zur Vermeidung von Verstopfungen beim Gewindeschneiden.

SELECTION GUIDE

THREADING TOOLS

HSS-E YG TAP ALU

For long-chipping Aluminum Wrought Alloys with Large Chip Gullets to Avoid Clogging in the Threading Operations

Please visit globalyg1.com/mat for material search

◎ : Excellent ○ : Good

Recommended cutting conditions : P.252

HOLE TYPE			Max. 2.5xD Blind Hole		Max. 3.0xD Through Hole		Max. 2.0xD Blind/Through Hole		
TOOL MATERIAL			HSS-E		HSS-E				
CHAMFER LEAD ACC. TO DIN2197			C	C	B	B	C	C	C
FLUTE TYPE			Spiral Flute	Spiral Flute	Spiral Point	Spiral Point	Straight Flute	Straight Flute	Straight Flute
SPIRAL FLUTE ANGLE			R45	R40	-	-	-	-	-
SERIES	M	DIN371/376	TC163 (P.242)	TE953 (P.243)	TC622 (P.247)	TE943 (P.248)	TC433 (P.249)	TE433 (P.250)	TY433 (P.251)
		DIN352							
		DIN357/LONG							
	MF	DIN374	TC963 (P.244)						
		DIN2181							
	UNC	DIN371/376	TC169 (P.245)						
		DIN351							
	UNF	DIN371/374	TC170 (P.246)						
		DIN2181							
	BSW	DIN2182/2183							
		DIN351							
	G(BSP)	DIN5156/5157							
	EG-M	DIN371/376							
	EG-UNC	DIN371/376							
	EG-UNF	DIN371/374							
SURFACE TREATMENT			Bright	NI	Bright	NI	Bright	NI	TiAlN
MODEL									

ISO	VDI 3323	Material Description	Composition / Structure / Heat Treatment		HB	HRc	TC163	TE953	TC622	TE943	TC433	TE433	TY433
P	1	Non-alloy steel	About 0.15% C	Annealed	125		○		○				
	2		About 0.45% C	Annealed	190	13	○		○				
	3		About 0.45% C	Quenched & Tempered	250	25	○	○	○	○			
	4		About 0.75% C	Annealed	270	28							
	5		About 0.75% C	Quenched & Tempered	300	32							
	6	Low alloy steel		Annealed	180	10							
	7			Quenched & Tempered	275	29							
	8			Quenched & Tempered	300	32							
	9			Quenched & Tempered	350	38							
	10	High alloyed steel, and tool steel		Annealed	200	15							
	11			Quenched & Tempered	325	35							
M	12	Stainless steel	Ferritic / Martensitic	Annealed	200	15							
	13		Martensitic	Quenched & Tempered	240	23							
	14		Austenitic		180	10							
K	15	Grey cast iron	Pearlitic / ferritic		180	10							
	16		Pearlitic (Martensitic)		260	26							
	17	Nodular cast iron	Ferritic		160	3							
	18		Pearlitic		250	25							
	19	Malleable cast iron	Ferritic		130								
	20		Pearlitic		230	21							
N	21	Aluminum-wrought alloy	Not Curable		60		◎	○	◎	○			
	22		Curable	Hardened	100		◎	○	◎	○			
	23	Aluminum-cast, alloyed	≤ 12% Si, Not Curable		75		◎	○	◎	○			
	24		≤ 12% Si, Curable	Hardened	90		◎	○	◎	○			
	25		> 12% Si, Not Curable		130			◎		○			
	26	Copper and Copper Alloys (Bronze / Brass)	Cutting Alloys, PB>1%		110						◎	◎	◎
	27		CuZn, CuSnZn (Brass)		90		○		○		○	○	○
	28		CuSn, lead-free copper and electrolytic copper		100						○		○
	29	Non Metallic Materials	Duroplastic, Fiber Reinforced Plastic										
	30		Rubber, Wood, etc.										
S	31	Heat Resistant Super Alloys	Fe Based	Annealed	200	15							
	32			Cured	280	30							
	33		Ni or Co Based	Annealed	250	25							
	34			Cured	350	38							
	35			Cast	320	34							
	36	Titanium Alloys	Pure Titanium		400 Rm								
	37		Alpha + Beta Alloys	Hardened	1050 Rm								
H	38	Hardened steel		Hardened	550	55							
	39			Hardened	630	60							
	40	Chilled Cast Iron		Cast	400	42							
	41	Hardened Cast Iron		Hardened	550	55							

CARBIDE
HSS
THREAD MILLS
SYNCHRO TAPS
COMBO TAPS
YG TAP GENERAL
YG TAP STEEL
YG TAP HARDENED
YG TAP INOX
YG TAP CAST IRON
YG TAP ALU
YG TAP Ti Ni
YG TAP FORMING
NUT TAPS
STI TAPS
PIPE TAPS
TECHNICAL DATA

YG TAP ALU

TC163 SERIES

M ISO metric coarse threads DIN 13

Metrisches ISO-Gewinde DIN 13
ISO MÉTRIQUE DIN13
ISO Metrico passo grosso DIN 13

▶ Suitable for tapping blind holes due to special flute geometry and excellent chip evacuation.

▶ Geeignet zum Gewinden von Sacklöchern dank besonderer Nutengeometrie und ausgezeichneter Spanabfuhr.

DIN 371

DIN 376

Hole type
2.5×D

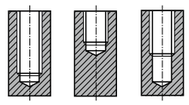

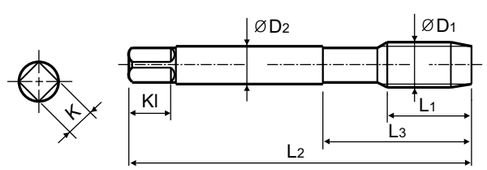

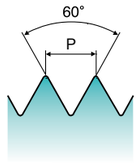

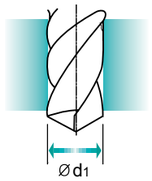

Material groups: Al | HSS-E | DIN 371/376 | 6H | 60° | C | Bright | R45

Machine taps
Maschinengewindebohrer

Recommended Cutting Page : P.252

Unit : mm

SIZE	Pitch	EDP No.	Thread Length	Overall Length	Neck Length	Shank Diameter	Square Size	Square Length	No. of Flute	Tapping Drill Diameter
ØD1	P	Bright	L1	L2	L3	ØD2	K	Kl	Z	Ød1
M2	× 0.4	TC163136	8	45	13	2.8	2.1	5	2	1.6
M2.2	× 0.45	TC163156	8	45	13	2.8	2.1	5	2	1.75
*M2.3	× 0.4	TC163196	8	45	13	2.8	2.1	5	2	1.9
M2.5	× 0.45	TC163176	9	50	15	2.8	2.1	5	2	2.05
*M2.6	× 0.45	TC163496	9	50	15	2.8	2.1	5	2	2.1
M3	× 0.5	TC163206	6	56	18	3.5	2.7	6	2	2.5
M3.5	× 0.6	TC163226	7	56	20	4	3	6	2	2.9
M4	× 0.7	TC163246	7	63	21	4.5	3.4	6	2	3.3
M4.5	× 0.75	TC163266	8	70	25	6	4.9	8	2	3.7
M5	× 0.8	TC163286	8	70	25	6	4.9	8	2	4.2
M6	× 1	TC163316	10	80	30	6	4.9	8	2	5
M7	× 1	TC163346	10	80	30	7	5.5	8	2	6
M8	× 1.25	TC163366	13	90	35	8	6.2	9	2	6.8
M9	× 1.25	TC163396	13	90	35	9	7	10	2	7.8
M10	× 1.5	TC163426	15	100	39	10	8	11	2	8.5
M11	× 1.5	TC163466	17	100	40	8	6.2	9	2	9.5
M12	× 1.75	TC163506	18	110	44	9	7	10	2	10.2
M14	× 2	TC163546	20	110	44	11	9	12	3	12
M16	× 2	TC163606	20	110	44	12	9	12	3	14
M18	× 2.5	TC163656	25	125	50	14	11	14	3	15.5
M20	× 2.5	TC163706	25	140	54	16	12	15	3	17.5
M22	× 2.5	TC163746	25	140	54	18	14.5	17	3	19.5
M24	× 3	TC163786	30	160	60	18	14.5	17	3	21
M27	× 3	TC163866	30	160	60	20	16	19	3	24
M30	× 3.5	TC163946	35	180	70	22	18	21	3	26.5

▶DIN 371(M2~M10) and DIN 376(M11~M30)
▶* DIN profile not ISO

◎ : Excellent ○ : Good

ISO	P											M			K					
Material Description	Non-alloy steel					Low alloy steel				High alloyed steel, and tool steel		Stainless steel			Grey cast iron		Nodular cast iron		Malleable cast iron	
VDI 3323	1	2	3	4	5	6	7	8	9	10	11	12	13	14	15	16	17	18	19	20
HRc		13	25	28	32	10	29	32	38	15	35	15	23	10	10	26	3	25		21
HB	125	190	250	270	300	180	275	300	350	200	325	200	240	180	180	260	160	250	130	230
Recommended	○	○	○																	

ISO	N										S							H			
Material Description	Aluminum-wrought alloy		Aluminum-cast, alloyed			Copper and Copper Alloys (Bronze / Brass)			Non Metallic Materials		Heat Resistant Super Alloys					Titanium Alloys		Hardened steel		Chilled Cast Iron	Hardened Cast Iron
VDI 3323	21	22	23	24	25	26	27	28	29	30	31	32	33	34	35	36	37	38	39	40	41
HRc											15	30	25	38	34			55	60	42	55
HB	60	100	75	90	130	110	90	100			200	280	250	350	320	400Rm	1050Rm	550	630	400	550
Recommended	◎	◎	◎	◎			○														

YG TAP ALU

TE953 SERIES

M ISO metric coarse threads DIN 13

Metrisches ISO-Gewinde DIN 13
ISO MÉTRIQUE DIN13
ISO Metrico passo grosso DIN 13

▶ Suitable for tapping blind holes due to special flute geometry and excellent chip evacuation.

▶ Geeignet zum Gewinden von Sacklöchern dank besonderer Nutengeometrie und ausgezeichneter Spanabfuhr.

DIN 371

DIN 376

Hole type
2.5×D

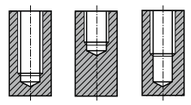

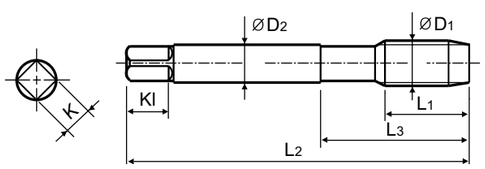

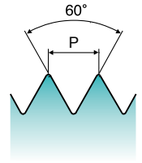

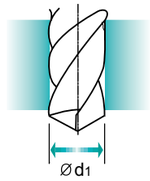

Material groups: Al | HSS-E | DIN 371/376 | 6H | 60° | C | Ni | R40

Machine taps
Maschinengewindebohrer

Recommended Cutting Page : P.252

Unit : mm

SIZE	Pitch	EDP No.	Thread Length	Overall Length	Neck Length	Shank Diameter	Square Size	Square Length	No. of Flute	Tapping Drill Diameter
ØD1	P	Ni	L1	L2	L3	ØD2	K	Kl	Z	Ød1
M2	× 0.4	TE953136	8	45	13	2.8	2.1	5	2	1.6
M2.2	× 0.45	TE953156	8	45	13	2.8	2.1	5	2	1.75
*M2.3	× 0.4	TE953196	8	45	13	2.8	2.1	5	2	1.9
M2.5	× 0.45	TE953176	9	50	15	2.8	2.1	5	2	2.05
*M2.6	× 0.45	TE953496	9	50	15	2.8	2.1	5	2	2.1
M3	× 0.5	TE953206	6	56	18	3.5	2.7	6	2	2.5
M3.5	× 0.6	TE953226	7	56	20	4	3	6	2	2.9
M4	× 0.7	TE953246	7	63	21	4.5	3.4	6	2	3.3
M4.5	× 0.75	TE953266	8	70	25	6	4.9	8	2	3.7
M5	× 0.8	TE953286	8	70	25	6	4.9	8	2	4.2
M6	× 1	TE953316	10	80	30	6	4.9	8	2	5
M7	× 1	TE953346	10	80	30	7	5.5	8	2	6
M8	× 1.25	TE953366	13	90	35	8	6.2	9	2	6.8
M9	× 1.25	TE953396	13	90	35	9	7	10	3	7.8
M10	× 1.5	TE953426	15	100	39	10	8	11	3	8.5
M11	× 1.5	TE953466	17	100	40	8	6.2	9	3	9.5
M12	× 1.75	TE953506	18	110	44	9	7	10	3	10.2
M14	× 2	TE953546	20	110	44	11	9	12	3	12
M16	× 2	TE953606	20	110	44	12	9	12	3	14
M18	× 2.5	TE953656	25	125	50	14	11	14	4	15.5
M20	× 2.5	TE953706	25	140	54	16	12	15	4	17.5
M22	× 2.5	TE953746	25	140	54	18	14.5	17	4	19.5
M24	× 3	TE953786	30	160	60	18	14.5	17	4	21
M27	× 3	TE953866	30	160	60	20	16	19	4	24
M30	× 3.5	TE953946	35	180	70	22	18	21	4	26.5

▶DIN 371(M2~M10) and DIN 376(M11~M30)
▶* DIN profile not ISO

◎ : Excellent ○ : Good

ISO	P											M			K					
Material Description	Non-alloy steel					Low alloy steel				High alloyed steel, and tool steel		Stainless steel			Grey cast iron		Nodular cast iron		Malleable cast iron	
VDI 3323	1	2	3	4	5	6	7	8	9	10	11	12	13	14	15	16	17	18	19	20
HRc		13	25	28	32	10	29	32	38	15	35	15	23	10	10	26	3	25		21
HB	125	190	250	270	300	180	275	300	350	200	325	200	240	180	180	260	160	250	130	230
Recommended			○																	

ISO	N										S							H			
Material Description	Aluminum-wrought alloy		Aluminum-cast, alloyed			Copper and Copper Alloys (Bronze / Brass)			Non Metallic Materials		Heat Resistant Super Alloys					Titanium Alloys		Hardened steel		Chilled Cast Iron	Hardened Cast Iron
VDI 3323	21	22	23	24	25	26	27	28	29	30	31	32	33	34	35	36	37	38	39	40	41
HRc											15	30	25	38	34			55	60	42	55
HB	60	100	75	90	130	110	90	100			200	280	250	350	320	400Rm	1050Rm	550	630	400	550
Recommended	○	○	○	○	◎																

CARBIDE
HSS
THREAD MILLS
SYNCHRO TAPS
COMBO TAPS
YG TAP GENERAL
YG TAP STEEL
YG TAP HARDENED
YG TAP INOX
YG TAP CAST IRON
YG TAP ALU
YG TAP Ti Ni
YG TAP FORMING
NUT TAPS
STI TAPS
PIPE TAPS
TECHNICAL DATA

YG TAP ALU

TC963 SERIES

MF

ISO metric fine threads DIN 13

Metrisches ISO-Feingewinde DIN 13
ISO MÉTRIQUE PAS FINS DIN13
ISO Metrico passo grosso DIN 13

▶ Suitable for tapping blind holes due to special flute geometry and excellent chip evacuation.

▶ Geeignet zum Gewinden von Sacklöchern dank besonderer Nutengeometrie und ausgezeichneter Spanabfuhr.

DIN 374

Hole type
2.5×D

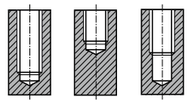

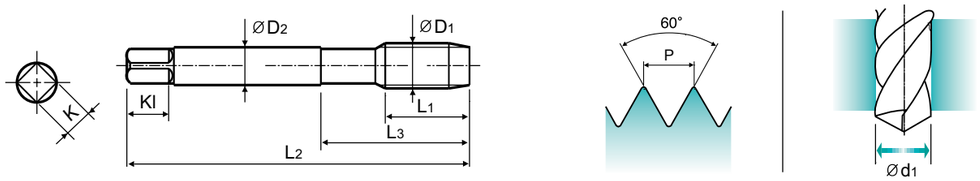

Material groups: Al | HSS-E | DIN 374 | 6H | 60° | C | Bright | R45

Machine taps
Maschinengewindebohrer

Recommended Cutting Page : P.252

Unit : mm

SIZE	Pitch	EDP No.	Thread Length	Overall Length	Neck Length	Shank Diameter	Square Size	Square Length	No. of Flute	Tapping Drill Diameter
ØD1	P	Bright	L1	L2	L3	ØD2	K	Kl	Z	Ød1
M4	× 0.5	TC963256	5	63	21	2.8	2.1	5	2	3.5
M5	× 0.5	TC963296	5	70	25	3.5	2.7	6	2	4.5
M6	× 0.75	TC963326	8	80	30	4.5	3.4	6	2	5.2
M6	× 0.5	TC963336	5	80	30	4.5	3.4	6	2	5.5
M7	× 0.75	TC963356	10	80	30	5.5	4.3	7	2	6.2
M8	× 1	TC963376	10	90	36	6	4.9	8	2	7
M8	× 0.75	TC963386	8	80	30	6	4.9	8	2	7.2
M10	× 1.25	TC963436	16	100	40	7	5.5	8	2	8.8
M10	× 1	TC963446	10	90	36	7	5.5	8	2	9
M10	× 0.75	TC963456	10	90	36	7	5.5	8	2	9.2
M12	× 1.5	TC963516	15	100	40	9	7	10	2	10.5
M12	× 1.25	TC963526	15	100	40	9	7	10	2	10.8
M12	× 1	TC963536	11	100	40	9	7	10	2	11
M14	× 1.5	TC963556	15	100	40	11	9	12	3	12.5
M14	× 1.25	TC963566	15	100	40	11	9	12	3	12.8
M16	× 1.5	TC963616	15	100	40	12	9	12	3	14.5
M18	× 1.5	TC963676	17	110	44	14	11	14	3	16.5
M20	× 1.5	TC963726	17	125	50	16	12	15	3	18.5
M22	× 1.5	TC963766	17	125	50	18	14.5	17	3	20.5
M24	× 1.5	TC963806	20	140	54	18	14.5	17	3	22.5

◎ : Excellent ○ : Good

ISO	P											M			K					
Material Description	Non-alloy steel					Low alloy steel				High alloyed steel, and tool steel		Stainless steel			Grey cast iron		Nodular cast iron		Malleable cast iron	
VDI 3323	1	2	3	4	5	6	7	8	9	10	11	12	13	14	15	16	17	18	19	20
HRc		13	25	28	32	10	29	32	38	15	35	15	23	10	10	26	3	25		21
HB	125	190	250	270	300	180	275	300	350	200	325	200	240	180	180	260	160	250	130	230
Recommended	○	○	○																	

ISO	N										S							H			
Material Description	Aluminum-wrought alloy		Aluminum-cast, alloyed			Copper and Copper Alloys (Bronze / Brass)			Non Metallic Materials		Heat Resistant Super Alloys					Titanium Alloys		Hardened steel		Chilled Cast Iron	Hardened Cast Iron
VDI 3323	21	22	23	24	25	26	27	28	29	30	31	32	33	34	35	36	37	38	39	40	41
HRc											15	30	25	38	34			55	60	42	55
HB	60	100	75	90	130	110	90	100			200	280	250	350	320	400Rm	1050Rm	550	630	400	550
Recommended	◎	◎	◎	◎			○														

YG TAP ALU

TC169 SERIES

UNC

Unified coarse threads

Unified Grobgewinde
UNC
Unificato passo grosso

▶ Suitable for tapping blind holes due to special flute geometry and excellent chip evacuation.

Geeignet zum Gewinden von Sacklöchern dank besonderer Nutengeometrie und ausgezeichneter Spanabfuhr.

DIN 371

DIN 376

Hole type
2.5×D

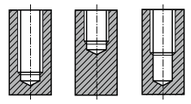

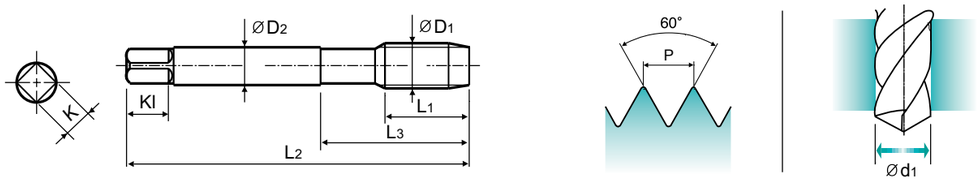

Material groups: Al | HSS-E | DIN 371/376 | 2B | 60° | C | Bright | R45

Machine taps
Maschinengewindebohrer

Recommended Cutting Page : P.252

Unit : mm

SIZE	TPI	EDP No.	Thread Length	Overall Length	Neck Length	Shank Diameter	Square Size	Square Length	No. of Flute	Tapping Drill Diameter
ØD1		Bright	L1	L2	L3	ØD2	K	Kl	Z	Ød1
#4	- 40UNC	TC169162	6	56	18	3.5	2.7	6	2	2.3
#5	- 40UNC	TC169202	7	56	18	3.5	2.7	6	2	2.6
#6	- 32UNC	TC169242	7	56	20	4	3	6	2	2.85
#8	- 32UNC	TC169282	8	63	21	4.5	3.4	6	2	3.5
#10	- 24UNC	TC169322	10	70	25	6	4.9	8	2	3.9
#12	- 24UNC	TC169362	10	80	30	6	4.9	8	2	4.5
1/4	- 20UNC	TC169402	13	80	30	7	5.5	8	2	5.2
5/16	- 18UNC	TC169442	14	90	35	8	6.2	9	2	6.6
3/8	- 16UNC	TC169482	16	100	39	9	7	10	2	8
7/16	- 14UNC	TC169522	17	100	40	8	6.2	9	2	9.4
1/2	- 13UNC	TC169562	20	110	44	9	7	10	2	10.75
9/16	- 12UNC	TC169602	20	110	44	11	9	12	3	12.25
5/8	- 11UNC	TC169642	22	110	44	12	9	12	3	13.5
3/4	- 10UNC	TC169702	25	125	50	14	11	14	3	16.5
7/8	- 9UNC	TC169742	27	140	54	18	14.5	17	3	19.5
1	- 8UNC	TC169782	30	160	60	20	16	19	3	22.25
1-1/8	- 7UNC	TC169822	35	180	65	22	18	21	3	25

▶DIN 371(#4~3/8) and DIN 376(7/16~1-1/8)

◎ : Excellent ○ : Good

ISO	P											M			K					
Material Description	Non-alloy steel					Low alloy steel				High alloyed steel, and tool steel		Stainless steel			Grey cast iron		Nodular cast iron		Malleable cast iron	
VDI 3323	1	2	3	4	5	6	7	8	9	10	11	12	13	14	15	16	17	18	19	20
HRc		13	25	28	32	10	29	32	38	15	35	15	23	10	10	26	3	25		21
HB	125	190	250	270	300	180	275	300	350	200	325	200	240	180	180	260	160	250	130	230
Recommended	○	○	○																	

ISO	N										S							H			
Material Description	Aluminum-wrought alloy		Aluminum-cast, alloyed			Copper and Copper Alloys (Bronze / Brass)			Non Metallic Materials		Heat Resistant Super Alloys					Titanium Alloys		Hardened steel		Chilled Cast Iron	Hardened Cast Iron
VDI 3323	21	22	23	24	25	26	27	28	29	30	31	32	33	34	35	36	37	38	39	40	41
HRc											15	30	25	38	34			55	60	42	55
HB	60	100	75	90	130	110	90	100			200	280	250	350	320	400Rm	1050Rm	550	630	400	550
Recommended	◎	◎	◎	◎			○														

YG TAP ALU

TC170 SERIES

UNF

Unified fine threads

Unified Feingewinde
UNF
Unificato passo grosso

▶ Suitable for tapping blind holes due to special flute geometry and excellent chip evacuation.

▶ Geeignet zum Gewinden von Sacklöchern dank besonderer Nutengeometrie und ausgezeichneter Spanabfuhr.

DIN 371

DIN 374

Hole type
2.5×D

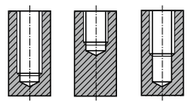

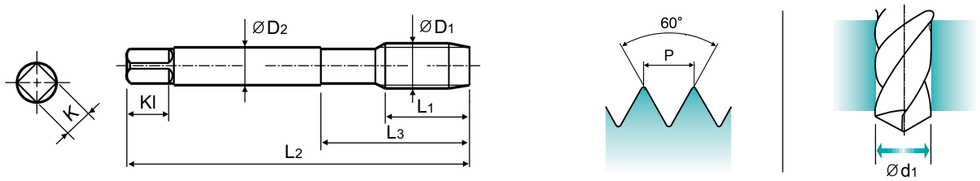

Material groups **Al** | HSS-E | DIN 371/374 | 2B | 60° | C | Bright | R45

Machine taps
Maschinengewindebohrer

Recommended Cutting Page : P.252

Unit : mm

SIZE ØD1	TPI	EDP No. Bright	Thread Length L1	Overall Length L2	Neck Length L3	Shank Diameter ØD2	Square Size K	Square Length Kl	No. of Flute Z	Tapping Drill Diameter Ød1
#4	48UNF	TC170182	6	56	18	3.5	2.7	6	2	2.4
#5	44UNF	TC170222	7	56	18	3.5	2.7	6	2	2.7
#6	40UNF	TC170262	7	56	20	4	3	6	2	3
#8	36UNF	TC170302	8	63	21	4.5	3.4	6	2	3.5
#10	32UNF	TC170342	10	70	25	6	4.9	8	2	4.1
#12	28UNF	TC170382	10	80	30	6	4.9	8	2	4.7
1/4	28UNF	TC170422	10	80	30	7	5.5	8	2	5.5
5/16	24UNF	TC170462	10	90	35	8	6.2	9	2	6.9
3/8	24UNF	TC170502	10	100	39	9	7	10	2	8.5
7/16	20UNF	TC170542	13	100	40	8	6.2	9	2	9.9
1/2	20UNF	TC170582	13	100	40	9	7	10	2	11.5
9/16	18UNF	TC170622	15	100	40	11	9	12	3	12.9
5/8	18UNF	TC170662	15	100	40	12	9	12	3	14.5
3/4	16UNF	TC170722	17	110	44	14	11	14	3	17.5
7/8	14UNF	TC170762	17	125	50	18	14.5	17	3	20.5
1	12UNF	TC170802	20	140	54	18	14.5	17	3	23.25
1-1/8	12UNF	TC170842	22	150	60	22	18	21	3	26.5

▶DIN 371(#4~3/8) and DIN 374(7/16~1-1/8)

◎ : Excellent ○ : Good

ISO	P											M			K					
Material Description	Non-alloy steel					Low alloy steel				High alloyed steel, and tool steel		Stainless steel			Grey cast iron		Nodular cast iron		Malleable cast iron	
VDI 3323	1	2	3	4	5	6	7	8	9	10	11	12	13	14	15	16	17	18	19	20
HRc		13	25	28	32	10	29	32	38	15	35	15	23	10	10	26	3	25		21
HB	125	190	250	270	300	180	275	300	350	200	325	200	240	180	180	260	160	250	130	230
Recommended	○	○	○																	

ISO	N										S							H			
Material Description	Aluminum-wrought alloy		Aluminum-cast, alloyed			Copper and Copper Alloys (Bronze / Brass)			Non Metallic Materials		Heat Resistant Super Alloys					Titanium Alloys		Hardened steel		Chilled Cast Iron	Hardened Cast Iron
VDI 3323	21	22	23	24	25	26	27	28	29	30	31	32	33	34	35	36	37	38	39	40	41
HRc											15	30	25	38	34			55	60	42	55
HB	60	100	75	90	130	110	90	100			200	280	250	350	320	400Rm	1050Rm	550	630	400	550
Recommended	◎	◎	◎	◎			○														

YG TAP ALU

TC622 SERIES

M-Az

ISO metric coarse threads DIN 13

Metrisches ISO-Gewinde DIN 13
ISO MÉTRIQUE DIN13
ISO Metrico passo grosso DIN 13

▶ Interrupted tap to reduce contact area and tapping torque, and to give more chip space.

▶ Gewindebohrer mit ausgesetzten Zahnen um die Kontaktzone mit dem Werkstuck und das Drehmoment zu minimieren und dem Span mehr Raum zu geben.

DIN 371

DIN 376

Hole type
3.0×D

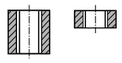

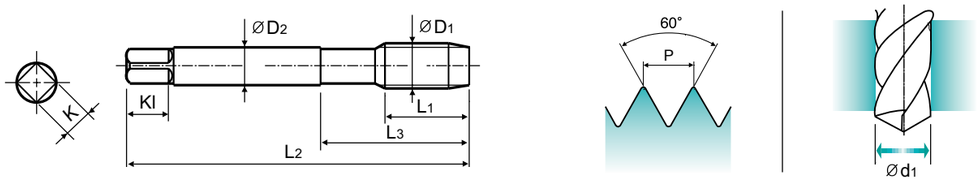

Material groups **Al** | HSS-E | DIN 371/376 | 6H | 60° | B | Bright

Machine taps
Maschinengewindebohrer

Recommended Cutting Page : P.252

Unit : mm

SIZE ØD1	Pitch P	EDP No. Bright	Thread Length L1	Overall Length L2	Neck Length L3	Shank Diameter ØD2	Square Size K	Square Length Kl	No. of Flute Z	Tapping Drill Diameter Ød1
M2	× 0.4	TC622136	8	45	13	2.8	2.1	5	3	1.6
M2.2	× 0.45	TC622156	8	45	13	2.8	2.1	5	3	1.75
*M2.3	× 0.4	TC622196	8	45	13	2.8	2.1	5	3	1.9
M2.5	× 0.45	TC622176	9	50	15	2.8	2.1	5	3	2.05
*M2.6	× 0.45	TC622496	9	50	15	2.8	2.1	5	3	2.1
M3	× 0.5	TC622206	11	56	18	3.5	2.7	6	3	2.5
M3.5	× 0.6	TC622226	12	56	20	4	3	6	3	2.9
M4	× 0.7	TC622246	13	63	21	4.5	3.4	6	3	3.3
M4.5	× 0.75	TC622266	14	70	25	6	4.9	8	3	3.7
M5	× 0.8	TC622286	15	70	25	6	4.9	8	3	4.2
M6	× 1	TC622316	17	80	30	6	4.9	8	3	5
M7	× 1	TC622346	17	80	30	7	5.5	8	3	6
M8	× 1.25	TC622366	20	90	35	8	6.2	9	3	6.8
M9	× 1.25	TC622396	20	90	35	9	7	10	3	7.8
M10	× 1.5	TC622426	22	100	39	10	8	11	3	8.5
M11	× 1.5	TC622466	22	100	40	8	6.2	9	3	9.5
M12	× 1.75	TC622506	24	110	44	9	7	10	3	10.2
M14	× 2	TC622546	26	110	44	11	9	12	3	12
M16	× 2	TC622606	27	110	44	12	9	12	3	14
M18	× 2.5	TC622656	30	125	50	14	11	14	3	15.5
M20	× 2.5	TC622706	32	140	54	16	12	15	3	17.5
M22	× 2.5	TC622746	32	140	54	18	14.5	17	3	19.5
M24	× 3	TC622786	34	160	60	18	14.5	17	3	21
M27	× 3	TC622866	36	160	60	20	16	19	3	24
M30	× 3.5	TC622946	40	180	70	22	18	21	3	26.5

▶DIN 371(M2~M10) and DIN 376(M11~M30)
▶* DIN profile not ISO

◎ : Excellent ○ : Good

ISO	P											M			K					
Material Description	Non-alloy steel					Low alloy steel				High alloyed steel, and tool steel		Stainless steel			Grey cast iron		Nodular cast iron		Malleable cast iron	
VDI 3323	1	2	3	4	5	6	7	8	9	10	11	12	13	14	15	16	17	18	19	20
HRc		13	25	28	32	10	29	32	38	15	35	15	23	10	10	26	3	25		21
HB	125	190	250	270	300	180	275	300	350	200	325	200	240	180	180	260	160	250	130	230
Recommended	○	○	○																	

ISO	N										S							H			
Material Description	Aluminum-wrought alloy		Aluminum-cast, alloyed			Copper and Copper Alloys (Bronze / Brass)			Non Metallic Materials		Heat Resistant Super Alloys					Titanium Alloys		Hardened steel		Chilled Cast Iron	Hardened Cast Iron
VDI 3323	21	22	23	24	25	26	27	28	29	30	31	32	33	34	35	36	37	38	39	40	41
HRc											15	30	25	38	34			55	60	42	55
HB	60	100	75	90	130	110	90	100			200	280	250	350	320	400Rm	1050Rm	550	630	400	550
Recommended	◎	◎	◎	◎			○														

CARBIDE
HSS
THREAD MILLS
SYNCHRO TAPS
COMBO TAPS
YG TAP GENERAL
YG TAP STEEL
YG TAP HARDENED
YG TAP INOX
YG TAP CAST IRON
YG TAP ALU
YG TAP Ti Ni
YG TAP FORMING
NUT TAPS
STI TAPS
PIPE TAPS
TECHNICAL DATA

YG TAP ALU

TE943 SERIES

M ISO metric coarse threads DIN 13

Metrisches ISO-Gewinde DIN 13
ISO MÉTRIQUE DIN13
ISO Metrico passo grosso DIN 13

▶ Suitable for through hole in more cutting speed than other taps due to thick web.

▶ Geeignet für Durchgangslöcher in höherer Schnittgeschwindigkeit als bei anderen Gewindebohrern dank größerer Kerndicke.

DIN 371

DIN 376

Hole type
3.0×D

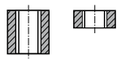

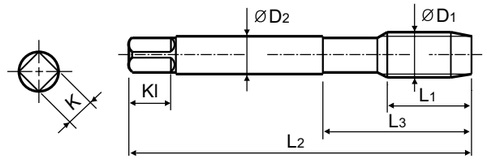

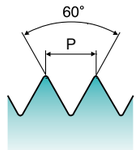

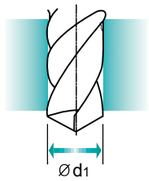

Material groups **Al** | HSS-E | DIN 371/376 | 6H | 60° | B | NI

Machine taps
Maschinengewindebohrer

Recommended Cutting Page : P.252

Unit : mm

SIZE	Pitch	EDP No.	Thread Length	Overall Length	Neck Length	Shank Diameter	Square Size	Square Length	No. of Flute	Tapping Drill Diameter
ØD1	P	Ni	L1	L2	L3	ØD2	K	Kl	Z	Ød1
M2	× 0.4	**TE943136**	8	45	13	2.8	2.1	5	3	1.6
M2.2	× 0.45	**TE943156**	8	45	13	2.8	2.1	5	3	1.75
*M2.3	× 0.4	**TE943196**	8	45	13	2.8	2.1	5	3	1.9
M2.5	× 0.45	**TE943176**	9	50	15	2.8	2.1	5	3	2.05
*M2.6	× 0.45	**TE943496**	9	50	15	2.8	2.1	5	3	2.1
M3	× 0.5	**TE943206**	11	56	18	3.5	2.7	6	3	2.5
M3.5	× 0.6	**TE943226**	12	56	20	4	3	6	3	2.9
M4	× 0.7	**TE943246**	13	63	21	4.5	3.4	6	3	3.3
M4.5	× 0.75	**TE943266**	14	70	25	6	4.9	8	3	3.7
M5	× 0.8	**TE943286**	15	70	25	6	4.9	8	3	4.2
M6	× 1	**TE943316**	17	80	30	6	4.9	8	3	5
M7	× 1	**TE943346**	17	80	30	7	5.5	8	3	6
M8	× 1.25	**TE943366**	20	90	35	8	6.2	9	3	6.8
M9	× 1.25	**TE943396**	20	90	35	9	7	10	3	7.8
M10	× 1.5	**TE943426**	22	100	39	10	8	11	3	8.5
M11	× 1.5	**TE943466**	22	100	40	8	6.2	9	3	9.5
M12	× 1.75	**TE943506**	24	110	44	9	7	10	3	10.2
M14	× 2	**TE943546**	26	110	44	11	9	12	3	12
M16	× 2	**TE943606**	27	110	44	12	9	12	3	14
M18	× 2.5	**TE943656**	30	125	50	14	11	14	4	15.5
M20	× 2.5	**TE943706**	32	140	54	16	12	15	4	17.5
M22	× 2.5	**TE943746**	32	140	54	18	14.5	17	4	19.5
M24	× 3	**TE943786**	34	160	60	18	14.5	17	4	21
M27	× 3	**TE943866**	36	160	60	20	16	19	4	24
M30	× 3.5	**TE943946**	40	180	70	22	18	21	4	26.5

▶DIN 371(M2~M10) and DIN 376(M11~M30)
▶* DIN profile not ISO

◎ : Excellent ○ : Good

ISO	P											M			K					
Material Description	Non-alloy steel					Low alloy steel				High alloyed steel, and tool steel		Stainless steel			Grey cast iron		Nodular cast iron		Malleable cast iron	
VDI 3323	1	2	3	4	5	6	7	8	9	10	11	12	13	14	15	16	17	18	19	20
HRc		13	25	28	32	10	29	32	38	15	35	15	23	10	10	26	3	25		21
HB	125	190	250	270	300	180	275	300	350	200	325	200	240	180	180	260	160	250	130	230
Recommended			○																	

ISO	N										S							H			
Material Description	Aluminum-wrought alloy		Aluminum-cast, alloyed			Copper and Copper Alloys (Bronze / Brass)			Non Metallic Materials		Heat Resistant Super Alloys					Titanium Alloys		Hardened steel		Chilled Cast Iron	Hardened Cast Iron
VDI 3323	21	22	23	24	25	26	27	28	29	30	31	32	33	34	35	36	37	38	39	40	41
HRc											15	30	25	38	34			55	60	42	55
HB	60	100	75	90	130	110	90	100			200	280	250	350	320	400Rm	1050Rm	550	630	400	550
Recommended	○	○	○	○	◎																

YG TAP ALU

TC433 SERIES

M ISO metric coarse threads DIN 13

Metrisches ISO-Gewinde DIN 13
ISO MÉTRIQUE DIN13
ISO Metrico passo grosso DIN 13

▶ Suitable for brass and short chip work materials.

▶ Geeignet zum Gewindeschneiden von Messing und anderen kurzspanenden Werkstoffen

DIN 371

DIN 376

Hole type
2.0×D

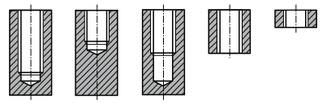

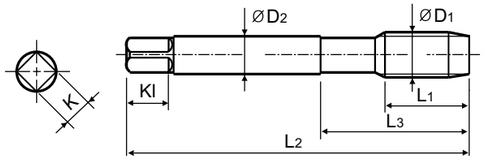

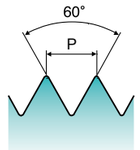

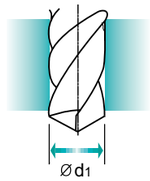

Material groups **Ms** | HSS-E | DIN 371/376 | 6H | 60° | C | Bright

Machine taps
Maschinengewindebohrer

Recommended Cutting Page : P.252

Unit : mm

SIZE	Pitch	EDP No.	Thread Length	Overall Length	Neck Length	Shank Diameter	Square Size	Square Length	No. of Flute	Tapping Drill Diameter
ØD1	P	Bright	L1	L2	L3	ØD2	K	Kl	Z	Ød1
M2	× 0.4	**TC433136**	8	45	13	2.8	2.1	5	3	1.6
M2.2	× 0.45	**TC433156**	8	45	13	2.8	2.1	5	3	1.75
*M2.3	× 0.4	**TC433196**	8	45	13	2.8	2.1	5	3	1.9
M2.5	× 0.45	**TC433176**	9	50	15	2.8	2.1	5	3	2.05
*M2.6	× 0.45	**TC433496**	9	50	15	2.8	2.1	5	3	2.1
M3	× 0.5	**TC433206**	11	56	18	3.5	2.7	6	3	2.5
M3.5	× 0.6	**TC433226**	12	56	20	4	3	6	3	2.9
M4	× 0.7	**TC433246**	13	63	21	4.5	3.4	6	3	3.3
M4.5	× 0.75	**TC433266**	14	70	25	6	4.9	8	3	3.7
M5	× 0.8	**TC433286**	15	70	25	6	4.9	8	3	4.2
M6	× 1	**TC433316**	17	80	30	6	4.9	8	3	5
M7	× 1	**TC433346**	17	80	30	7	5.5	8	3	6
M8	× 1.25	**TC433366**	20	90	35	8	6.2	9	3	6.8
M9	× 1.25	**TC433396**	20	90	35	9	7	10	3	7.8
M10	× 1.5	**TC433426**	22	100	39	10	8	11	3	8.5
M11	× 1.5	**TC433466**	22	100	40	8	6.2	9	3	9.5
M12	× 1.75	**TC433506**	24	110	44	9	7	10	3	10.2
M14	× 2	**TC433546**	26	110	44	11	9	12	3	12
M16	× 2	**TC433606**	27	110	44	12	9	12	3	14
M18	× 2.5	**TC433656**	30	125	50	14	11	14	4	15.5
M20	× 2.5	**TC433706**	32	140	54	16	12	15	4	17.5
M22	× 2.5	**TC433746**	32	140	54	18	14.5	17	4	19.5
M24	× 3	**TC433786**	34	160	60	18	14.5	17	4	21
M27	× 3	**TC433866**	36	160	60	20	16	19	4	24
M30	× 3.5	**TC433946**	40	180	70	22	18	21	4	26.5

▶DIN 371(M2~M10) and DIN 376(M11~M30)
▶ * DIN profile not ISO

◎ : Excellent ○ : Good

ISO	P											M			K					
Material Description	Non-alloy steel					Low alloy steel				High alloyed steel, and tool steel		Stainless steel			Grey cast iron		Nodular cast iron		Malleable cast iron	
VDI 3323	1	2	3	4	5	6	7	8	9	10	11	12	13	14	15	16	17	18	19	20
HRc		13	25	28	32	10	29	32	38	15	35	15	23	10	10	26	3	25		21
HB	125	190	250	270	300	180	275	300	350	200	325	200	240	180	180	260	160	250	130	230
Recommended																				

ISO	N										S							H			
Material Description	Aluminum-wrought alloy		Aluminum-cast, alloyed			Copper and Copper Alloys (Bronze / Brass)			Non Metallic Materials		Heat Resistant Super Alloys					Titanium Alloys		Hardened steel		Chilled Cast Iron	Hardened Cast Iron
VDI 3323	21	22	23	24	25	26	27	28	29	30	31	32	33	34	35	36	37	38	39	40	41
HRc											15	30	25	38	34			55	60	42	55
HB	60	100	75	90	130	110	90	100			200	280	250	350	320	400Rm	1050Rm	550	630	400	550
Recommended						◎	○	○													

CARBIDE
HSS
THREAD MILLS
SYNCHRO TAPS
COMBO TAPS
YG TAP GENERAL
YG TAP STEEL
YG TAP HARDENED
YG TAP INOX
YG TAP CAST IRON
YG TAP ALU
YG TAP Ti Ni
YG TAP FORMING
NUT TAPS
STI TAPS
PIPE TAPS
TECHNICAL DATA

YG TAP ALU

TE443 SERIES

M ISO metric coarse threads DIN 13

Metrisches ISO-Gewinde DIN 13
ISO MÉTRIQUE DIN13
ISO Metrico passo grosso DIN 13

▶ Suitable for brass and short chip work materials.

▶ Geeignet zum Gewindeschneiden von Messing und anderen kurzspanenden Werkstoffen

DIN 371

DIN 376

Hole type
2.0×D

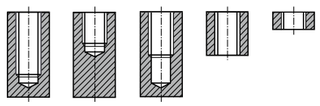

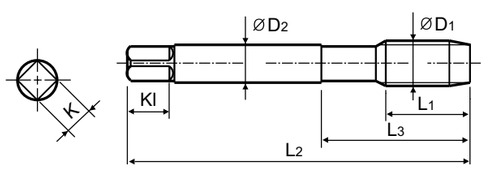

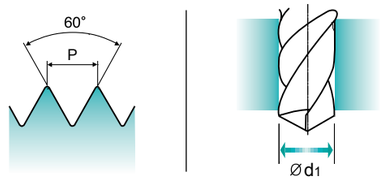

Material groups **Ms** | HSS-E | DIN 371/376 | 6HX | 60° | C | NI

Machine taps
Maschinengewindebohrer

Recommended Cutting Page : P.252

Unit : mm

SIZE	Pitch	EDP No.	Thread Length	Overall Length	Neck Length	Shank Diameter	Square Size	Square Length	No. of Flute	Tapping Drill Diameter
ØD1	P	Ni	L1	L2	L3	ØD2	K	Kl	Z	Ød1
M2	× 0.4	**TE443136**	8	45	13	2.8	2.1	5	3	1.6
M2.2	× 0.45	**TE443156**	8	45	13	2.8	2.1	5	3	1.75
*M2.3	× 0.4	**TE443196**	8	45	13	2.8	2.1	5	3	1.9
M2.5	× 0.45	**TE443176**	9	50	15	2.8	2.1	5	3	2.05
*M2.6	× 0.45	**TE443496**	9	50	15	2.8	2.1	5	3	2.1
M3	× 0.5	**TE443206**	11	56	18	3.5	2.7	6	3	2.5
M3.5	× 0.6	**TE443226**	12	56	20	4	3	6	3	2.9
M4	× 0.7	**TE443246**	13	63	21	4.5	3.4	6	3	3.3
M4.5	× 0.75	**TE443266**	14	70	25	6	4.9	8	3	3.7
M5	× 0.8	**TE443286**	15	70	25	6	4.9	8	3	4.2
M6	× 1	**TE443316**	17	80	30	6	4.9	8	3	5
M7	× 1	**TE443346**	17	80	30	7	5.5	8	3	6
M8	× 1.25	**TE443366**	20	90	35	8	6.2	9	3	6.8
M9	× 1.25	**TE443396**	20	90	35	9	7	10	3	7.8
M10	× 1.5	**TE443426**	22	100	39	10	8	11	3	8.5
M11	× 1.5	**TE443466**	22	100	40	8	6.2	9	3	9.5
M12	× 1.75	**TE443506**	24	110	44	9	7	10	3	10.2
M14	× 2	**TE443546**	26	110	44	11	9	12	3	12
M16	× 2	**TE443606**	27	110	44	12	9	12	3	14
M18	× 2.5	**TE443656**	30	125	50	14	11	14	4	15.5
M20	× 2.5	**TE443706**	32	140	54	16	12	15	4	17.5
M22	× 2.5	**TE443746**	32	140	54	18	14.5	17	4	19.5
M24	× 3	**TE443786**	34	160	60	18	14.5	17	4	21
M27	× 3	**TE443866**	36	160	60	20	16	19	4	24
M30	× 3.5	**TE443946**	40	180	70	22	18	21	4	26.5

▶DIN 371(M2~M10) and DIN 376(M11~M30)
▶ * DIN profile not ISO

◎ : Excellent ○ : Good

ISO	P											M			K					
Material Description	Non-alloy steel					Low alloy steel				High alloyed steel, and tool steel		Stainless steel			Grey cast iron		Nodular cast iron		Malleable cast iron	
VDI 3323	1	2	3	4	5	6	7	8	9	10	11	12	13	14	15	16	17	18	19	20
HRc		13	25	28	32	10	29	32	38	15	35	15	23	10	10	26	3	25		21
HB	125	190	250	270	300	180	275	300	350	200	325	200	240	180	180	260	160	250	130	230
Recommended																				

ISO	N										S							H			
Material Description	Aluminum-wrought alloy		Aluminum-cast, alloyed			Copper and Copper Alloys (Bronze / Brass)			Non Metallic Materials		Heat Resistant Super Alloys					Titanium Alloys		Hardened steel		Chilled Cast Iron	Hardened Cast Iron
VDI 3323	21	22	23	24	25	26	27	28	29	30	31	32	33	34	35	36	37	38	39	40	41
HRc											15	30	25	38	34			55	60	42	55
HB	60	100	75	90	130	110	90	100			200	280	250	350	320	400Rm	1050Rm	550	630	400	550
Recommended						◎	○														

YG TAP ALU

TY433 SERIES

M ISO metric coarse threads DIN 13

Metrisches ISO-Gewinde DIN 13
ISO MÉTRIQUE DIN13
ISO Metrico passo grosso DIN 13

▶ Suitable for brass and short chip work materials.

▶ Geeignet zum Gewindeschneiden von Messing und anderen kurzspanenden Werkstoffen

DIN 371

DIN 376

Hole type
2.0×D

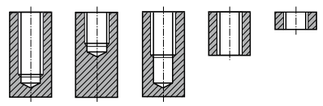

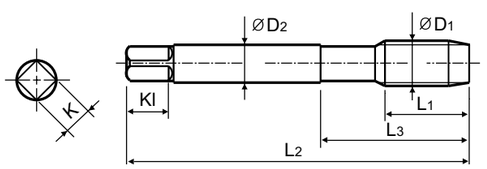

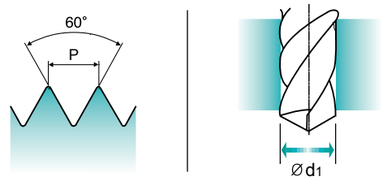

Material groups **Ms** | HSS-E | DIN 371/376 | 6H | 60° | C | TiAlN

Machine taps
Maschinengewindebohrer

Recommended Cutting Page : P.252

Unit : mm

SIZE	Pitch	EDP No.	Thread Length	Overall Length	Neck Length	Shank Diameter	Square Size	Square Length	No. of Flute	Tapping Drill Diameter
ØD1	P	TiAlN	L1	L2	L3	ØD2	K	Kl	Z	Ød1
M2	× 0.4	**TY433136**	8	45	13	2.8	2.1	5	3	1.6
M2.2	× 0.45	**TY433156**	8	45	13	2.8	2.1	5	3	1.75
*M2.3	× 0.4	**TY433196**	8	45	13	2.8	2.1	5	3	1.9
M2.5	× 0.45	**TY433176**	9	50	15	2.8	2.1	5	3	2.05
*M2.6	× 0.45	**TY433496**	9	50	15	2.8	2.1	5	3	2.1
M3	× 0.5	**TY433206**	11	56	18	3.5	2.7	6	3	2.5
M3.5	× 0.6	**TY433226**	12	56	20	4	3	6	3	2.9
M4	× 0.7	**TY433246**	13	63	21	4.5	3.4	6	3	3.3
M4.5	× 0.75	**TY433266**	14	70	25	6	4.9	8	3	3.7
M5	× 0.8	**TY433286**	15	70	25	6	4.9	8	3	4.2
M6	× 1	**TY433316**	17	80	30	6	4.9	8	3	5
M7	× 1	**TY433346**	17	80	30	7	5.5	8	3	6
M8	× 1.25	**TY433366**	20	90	35	8	6.2	9	3	6.8
M9	× 1.25	**TY433396**	20	90	35	9	7	10	3	7.8
M10	× 1.5	**TY433426**	22	100	39	10	8	11	3	8.5
M11	× 1.5	**TY433466**	22	100	40	8	6.2	9	3	9.5
M12	× 1.75	**TY433506**	24	110	44	9	7	10	3	10.2
M14	× 2	**TY433546**	26	110	44	11	9	12	3	12
M16	× 2	**TY433606**	27	110	44	12	9	12	3	14
M18	× 2.5	**TY433656**	30	125	50	14	11	14	4	15.5
M20	× 2.5	**TY433706**	32	140	54	16	12	15	4	17.5
M22	× 2.5	**TY433746**	32	140	54	18	14.5	17	4	19.5
M24	× 3	**TY433786**	34	160	60	18	14.5	17	4	21
M27	× 3	**TY433866**	36	160	60	20	16	19	4	24
M30	× 3.5	**TY433946**	40	180	70	22	18	21	4	26.5

▶DIN 371(M2~M10) and DIN 376(M11~M30)
▶ * DIN profile not ISO

◎ : Excellent ○ : Good

ISO	P											M			K					
Material Description	Non-alloy steel					Low alloy steel				High alloyed steel, and tool steel		Stainless steel			Grey cast iron		Nodular cast iron		Malleable cast iron	
VDI 3323	1	2	3	4	5	6	7	8	9	10	11	12	13	14	15	16	17	18	19	20
HRc		13	25	28	32	10	29	32	38	15	35	15	23	10	10	26	3	25		21
HB	125	190	250	270	300	180	275	300	350	200	325	200	240	180	180	260	160	250	130	230
Recommended																				

ISO	N										S							H			
Material Description	Aluminum-wrought alloy		Aluminum-cast, alloyed			Copper and Copper Alloys (Bronze / Brass)			Non Metallic Materials		Heat Resistant Super Alloys					Titanium Alloys		Hardened steel		Chilled Cast Iron	Hardened Cast Iron
VDI 3323	21	22	23	24	25	26	27	28	29	30	31	32	33	34	35	36	37	38	39	40	41
HRc											15	30	25	38	34			55	60	42	55
HB	60	100	75	90	130	110	90	100			200	280	250	350	320	400Rm	1050Rm	550	630	400	550
Recommended						◎	○	○													

CARBIDE
HSS
THREAD MILLS
SYNCHRO TAPS
COMBO TAPS
YG TAP GENERAL
YG TAP STEEL
YG TAP HARDENED
YG TAP INOX
YG TAP CAST IRON
YG TAP ALU
YG TAP Ti Ni
YG TAP FORMING
NUT TAPS
STI TAPS
PIPE TAPS
TECHNICAL DATA

YG TAP ALU

RECOMMENDED CUTTING CONDITIONS
EMPFOHLENE SCHNEIDKONDITIONEN

ISO	VDI 3323	Material Description	HB	HRc	TC163 TC963 TC169 TC170	TE953	TC622	TE943	TC433	TE433	TY433
					Vc (m/min)						
P	1	Non-alloy steel	125		15-20		15-20				
	2		190	13	15-20		15-20				
	3		250	25	12-18	12-18	12-18	12-18			
	4		270	28							
	5		300	32							
	6	Low alloy steel	180	10							
	7		275	29							
	8		300	32							
	9		350	38							
	10	High alloyed steel, and tool steel	200	15							
	11		325	35							
M	12	Stainless steel	200	15							
	13		240	23							
	14		180	10							
K	15	Grey cast iron	180	10							
	16		260	26							
	17	Nodular cast iron	160	3							
	18		250	25							
	19	Malleable cast iron	130								
	20		230	21							
N	21	Aluminum-wrought alloy	60		10-15	10-15	10-15	10-15			
	22		100		10-15	10-15	10-15	10-15			
	23	Aluminum-cast, alloyed	75		15-20	15-20	15-20	15-20			
	24		90		15-20	15-20	15-20	15-20			
	25		130			10-15		10-15			
	26	Copper and Copper Alloys (Bronze / Brass)	110						25-35	25-35	35-40
	27		90		8-12		8-12		8-12	8-12	12-16
	28		100						15-20		20-25
	29	Non Metallic Materials									
	30										
S	31	Heat Resistant Super Alloys	200	15							
	32		280	30							
	33		250	25							
	34		350	38							
	35		320	34							
	36	Titanium Alloys	400 Rm								
	37		1050 Rm								
H	38	Hardened steel	550	55							
	39		630	60							
	40	Chilled Cast Iron	400	42							
	41	Hardened Cast Iron	550	55							

Leading Through Innovation

HSS-PM

YG TAP Ti Ni

YG TAP Ti Ni

- For Heat Resistent Super Alloys and Titanium Alloys Applied with Cutting Edge Rake Angles and Thread Relief
- Für hitzebeständige Superlegierungen und Titanlegierungen, mit Schneidkanten-Spanwinkeln und Gewindehinterschliff

SELECTION GUIDE

THREADING TOOLS

HSS-PM
YG TAP
Ti Ni

For Heat Resistent Super Alloys and Titanium Alloys
Applied with Cutting Edge Rake Angles and Thread Relief

Please visit globalyg1.com/mat for material search

◎ : Excellent ○ : Good

Recommended cutting conditions : P.268

HOLE TYPE			Max. 2.5xD Blind Hole		Max. 3.0xD Through Hole	
TOOL MATERIAL			HSS-PM			
CHAMFER LEAD ACC.TO DIN2197			C	C	B	B
FLUTE TYPE			Spiral Flute	Spiral Flute	Spiral Point	Spiral Point
SPIRAL FLUTE ANGLE			R25	R25	-	-
SERIES	M	DIN371/376	TM903 (P.256)	TZ903 (P.257)	TM293 (P.258)	TZ293 (P.259)
		DIN352				
		DIN357/LONG				
	MF	DIN374				
		DIN2181				
	UNC	DIN371/376				
		DIN351				
	UNF	DIN371/374				
		DIN2181				
	BSW	DIN2182/2183				
		DIN351				
	G(BSP)	DIN5156/5157				
	EG-M	DIN371/376				
	EG-UNC	DIN371/376				
	EG-UNF	DIN371/374				
SURFACE TREATMENT			Bright	TiAlN	Bright	TiAlN
MODEL						

ISO	VDI 3323	Material Description	Composition / Structure / Heat Treatment		HB	HRc	TM903	TZ903	TM293	TZ293
P	1	Non-alloy steel	About 0.15% C	Annealed	125					
	2		About 0.45% C	Annealed	190	13				
	3		About 0.45% C	Quenched & Tempered	250	25				
	4		About 0.75% C	Annealed	270	28				
	5		About 0.75% C	Quenched & Tempered	300	32				
	6	Low alloy steel		Annealed	180	10				
	7			Quenched & Tempered	275	29	○	○	○	○
	8			Quenched & Tempered	300	32	○	○	○	○
	9			Quenched & Tempered	350	38	○	○	○	○
	10	High alloyed steel, and tool steel		Annealed	200	15				
	11			Quenched & Tempered	325	35				
M	12	Stainless steel	Ferritic / Martensitic	Annealed	200	15				
	13		Martensitic	Quenched & Tempered	240	23				
	14		Austenitic		180	10				
K	15	Grey cast iron	Pearlitic / ferritic		180	10				
	16		Pearlitic (Martensitic)		260	26				
	17	Nodular cast iron	Ferritic		160	3				
	18		Pearlitic		250	25				
	19	Malleable cast iron	Ferritic		130					
	20		Pearlitic		230	21				
N	21	Aluminum-wrought alloy	Not Curable		60					
	22		Curable	Hardened	100					
	23	Aluminum-cast, alloyed	≤ 12% Si, Not Curable		75					
	24		≤ 12% Si, Curable	Hardened	90					
	25		> 12% Si, Not Curable		130					
	26	Copper and Copper Alloys (Bronze / Brass)	Cutting Alloys, PB>1%		110					
	27		CuZn, CuSnZn (Brass)		90					
	28		CuSn, lead-free copper and electrolytic copper		100					
	29	Non Metallic Materials	Duroplastic, Fiber Reinforced Plastic							
	30		Rubber, Wood, etc.							
S	31	Heat Resistant Super Alloys	Fe Based	Annealed	200	15	○	○	○	○
	32			Cured	280	30			○	○
	33		Ni or Co Based	Annealed	250	25			○	○
	34			Cured	350	38			○	○
	35			Cast	320	34			○	○
	36	Titanium Alloys	Pure Titanium		400 Rm		○	○	○	○
	37		Alpha + Beta Alloys	Hardened	1050 Rm		◎	◎	◎	◎
H	38	Hardened steel		Hardened	550	55				
	39			Hardened	630	60				
	40	Chilled Cast Iron		Cast	400	42			○	○
	41	Hardened Cast Iron		Hardened	550	55				

	Max. 2.5xD Blind Hole		Max. 3.0xD Through Hole		Max. 2.5xD Blind Hole		Max. 3.0xD Through Hole	
	HSS-PM							
	C	C	B	B	C	C	B	B
	Spiral Flute	Spiral Flute	Spiral Point	Spiral Point	Spiral Flute	Spiral Flute	Spiral Point	Spiral Point
	R40	R40	-	-	R40	R40	-	-
	TM933 (P.260)	TZ933 (P.261)	TM923 (P.262)	TZ923 (P.263)	TQ833 (P.264)	TR833 (P.265)	TQ873 (P.266)	TR873 (P.267)
	Bright	TiAlN	Bright	TiAlN	VAP	Bright	VAP	Bright
1								
2								
3								
4								
5								
6	◎	◎	◎	◎	◎	◎	◎	◎
7	◎	◎	◎	◎	◎	◎	◎	◎
8	◎	◎	◎	◎	◎	◎	◎	◎
9	◎	◎	◎	◎	◎	◎	◎	◎
10								
11								
12								
13								
14								
15								
16								
17								
18								
19								
20								
21								
22								
23								
24								
25								
26								
27								
28								
29								
30								
31	◎	◎	◎	◎	◎	◎	◎	◎
32	◎	◎	◎	◎	◎	◎	◎	◎
33	◎	◎	◎	◎	◎	◎	◎	◎
34	◎	◎	◎	◎	◎	◎	◎	◎
35	◎	◎	◎	◎	◎	◎	◎	◎
36					○	○	○	○
37	○	○	○	○	◎	◎	◎	◎
38				○				
39								
40			○	○			○	○
41								

YG TAP Ti Ni

TM903 SERIES

M ISO metric coarse threads DIN 13

Metrisches ISO-Gewinde DIN 13
ISO MÉTRIQUE DIN13
ISO Metrico passo grosso DIN 13

▶ Suitable for tapping blind holes due to special flute geometry and excellent chip evacuation.

▶ Geeignet zum Gewinden von Sacklöchern dank besonderer Nutengeometrie und ausgezeichneter Spanabfuhr.

DIN 371

DIN 376

Hole type
2.5×D

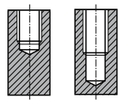

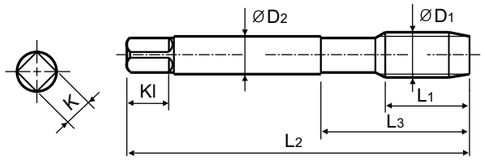

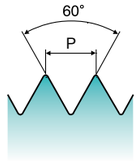

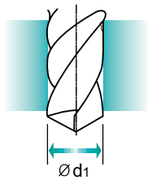

Material groups: Ti | HSS-PM | DIN 371/376 | 6H | 60° | C | Bright | R25

Machine taps
Maschinengewindebohrer

Recommended Cutting Page : P.268

Unit : mm

SIZE	Pitch	EDP No.	Thread Length	Overall Length	Neck Length	Shank Diameter	Square Size	Square Length	No. of Flute	Tapping Drill Diameter
ØD1	P	Bright	L1	L2	L3	ØD2	K	Kl	Z	Ød1
M2	× 0.4	**TM903136**	8	45	13	2.8	2.1	5	3	1.6
M2.2	× 0.45	**TM903156**	8	45	13	2.8	2.1	5	3	1.75
*M2.3	× 0.4	**TM903196**	8	45	13	2.8	2.1	5	3	1.9
M2.5	× 0.45	**TM903176**	9	50	15	2.8	2.1	5	3	2.05
*M2.6	× 0.45	**TM903496**	9	50	15	2.8	2.1	5	3	2.1
M3	× 0.5	**TM903206**	6	56	18	3.5	2.7	6	3	2.5
M3.5	× 0.6	**TM903226**	7	56	20	4	3	6	3	2.9
M4	× 0.7	**TM903246**	7	63	21	4.5	3.4	6	3	3.3
M4.5	× 0.75	**TM903266**	8	70	25	6	4.9	8	3	3.7
M5	× 0.8	**TM903286**	8	70	25	6	4.9	8	3	4.2
M6	× 1	**TM903316**	10	80	30	6	4.9	8	3	5
M7	× 1	**TM903346**	10	80	30	7	5.5	8	3	6
M8	× 1.25	**TM903366**	13	90	35	8	6.2	9	3	6.8
M9	× 1.25	**TM903396**	13	90	35	9	7	10	3	7.8
M10	× 1.5	**TM903426**	15	100	39	10	8	11	3	8.5
M11	× 1.5	**TM903466**	17	100	40	8	6.2	9	3	9.5
M12	× 1.75	**TM903506**	18	110	44	9	7	10	3	10.2
M14	× 2	**TM903546**	20	110	44	11	9	12	3	12
M16	× 2	**TM903606**	20	110	44	12	9	12	3	14
M18	× 2.5	**TM903656**	25	125	50	14	11	14	4	15.5
M20	× 2.5	**TM903706**	25	140	54	16	12	15	4	17.5
M22	× 2.5	**TM903746**	25	140	54	18	14.5	17	4	19.5
M24	× 3	**TM903786**	30	160	60	18	14.5	17	4	21
M27	× 3	**TM903866**	30	160	60	20	16	19	4	24
M30	× 3.5	**TM903946**	35	180	70	22	18	21	4	26.5

▶DIN 371(M2~M10) and DIN 376(M11~M30)
▶* DIN profile not ISO

◎ : Excellent ○ : Good

ISO	P											M			K					
Material Description	Non-alloy steel					Low alloy steel				High alloyed steel, and tool steel		Stainless steel			Grey cast iron		Nodular cast iron		Malleable cast iron	
VDI 3323	1	2	3	4	5	6	7	8	9	10	11	12	13	14	15	16	17	18	19	20
HRc		13	25	28	32	10	29	32	38	15	35	15	23	10	10	26	3	25		21
HB	125	190	250	270	300	180	275	300	350	200	325	200	240	180	180	260	160	250	130	230
Recommended							○	○	○											

ISO	N										S							H			
Material Description	Aluminum-wrought alloy		Aluminum-cast, alloyed			Copper and Copper Alloys (Bronze / Brass)			Non Metallic Materials		Heat Resistant Super Alloys					Titanium Alloys		Hardened steel		Chilled Cast Iron	Hardened Cast Iron
VDI 3323	21	22	23	24	25	26	27	28	29	30	31	32	33	34	35	36	37	38	39	40	41
HRc											15	30	25	38	34			55	60	42	55
HB	60	100	75	90	130	110	90	100			200	280	250	350	320	400Rm	1050Rm	550	630	400	550
Recommended											○					○	◎				

YG TAP Ti Ni

TZ903 SERIES

M ISO metric coarse threads DIN 13

Metrisches ISO-Gewinde DIN 13
ISO MÉTRIQUE DIN13
ISO Metrico passo grosso DIN 13

▶ Suitable for tapping blind holes due to special flute geometry and excellent chip evacuation.

▶ Geeignet zum Gewinden von Sacklöchern dank besonderer Nutengeometrie und ausgezeichneter Spanabfuhr.

DIN 371

DIN 376

Hole type
2.5×D

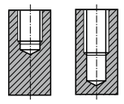

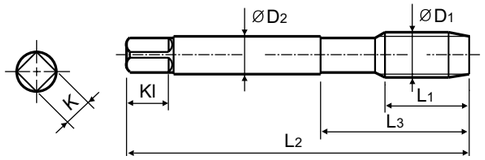

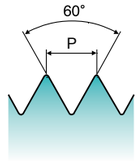

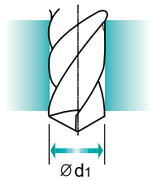

Material groups: Ti | HSS-PM | DIN 371/376 | 6H | 60° | C | TiAlN | R25

Machine taps
Maschinengewindebohrer

Recommended Cutting Page : P.268

Unit : mm

SIZE	Pitch	EDP No.	Thread Length	Overall Length	Neck Length	Shank Diameter	Square Size	Square Length	No. of Flute	Tapping Drill Diameter
ØD1	P	TiAlN	L1	L2	L3	ØD2	K	Kl	Z	Ød1
M2	× 0.4	**TZ903136**	8	45	13	2.8	2.1	5	3	1.6
M2.2	× 0.45	**TZ903156**	8	45	13	2.8	2.1	5	3	1.75
*M2.3	× 0.4	**TZ903196**	8	45	13	2.8	2.1	5	3	1.9
M2.5	× 0.45	**TZ903176**	9	50	15	2.8	2.1	5	3	2.05
*M2.6	× 0.45	**TZ903496**	9	50	15	2.8	2.1	5	3	2.1
M3	× 0.5	**TZ903206**	6	56	18	3.5	2.7	6	3	2.5
M3.5	× 0.6	**TZ903226**	7	56	20	4	3	6	3	2.9
M4	× 0.7	**TZ903246**	7	63	21	4.5	3.4	6	3	3.3
M4.5	× 0.75	**TZ903266**	8	70	25	6	4.9	8	3	3.7
M5	× 0.8	**TZ903286**	8	70	25	6	4.9	8	3	4.2
M6	× 1	**TZ903316**	10	80	30	6	4.9	8	3	5
M7	× 1	**TZ903346**	10	80	30	7	5.5	8	3	6
M8	× 1.25	**TZ903366**	13	90	35	8	6.2	9	3	6.8
M9	× 1.25	**TZ903396**	13	90	35	9	7	10	3	7.8
M10	× 1.5	**TZ903426**	15	100	39	10	8	11	3	8.5
M11	× 1.5	**TZ903466**	17	100	40	8	6.2	9	3	9.5
M12	× 1.75	**TZ903506**	18	110	44	9	7	10	3	10.2
M14	× 2	**TZ903546**	20	110	44	11	9	12	3	12
M16	× 2	**TZ903606**	20	110	44	12	9	12	3	14
M18	× 2.5	**TZ903656**	25	125	50	14	11	14	4	15.5
M20	× 2.5	**TZ903706**	25	140	54	16	12	15	4	17.5
M22	× 2.5	**TZ903746**	25	140	54	18	14.5	17	4	19.5
M24	× 3	**TZ903786**	30	160	60	18	14.5	17	4	21
M27	× 3	**TZ903866**	30	160	60	20	16	19	4	24
M30	× 3.5	**TZ903946**	35	180	70	22	18	21	4	26.5

▶DIN 371(M2~M10) and DIN 376(M11~M30)
▶* DIN profile not ISO

◎ : Excellent ○ : Good

ISO	P											M			K					
Material Description	Non-alloy steel					Low alloy steel				High alloyed steel, and tool steel		Stainless steel			Grey cast iron		Nodular cast iron		Malleable cast iron	
VDI 3323	1	2	3	4	5	6	7	8	9	10	11	12	13	14	15	16	17	18	19	20
HRc		13	25	28	32	10	29	32	38	15	35	15	23	10	10	26	3	25		21
HB	125	190	250	270	300	180	275	300	350	200	325	200	240	180	180	260	160	250	130	230
Recommended							○	○	○											

ISO	N										S							H			
Material Description	Aluminum-wrought alloy		Aluminum-cast, alloyed			Copper and Copper Alloys (Bronze / Brass)			Non Metallic Materials		Heat Resistant Super Alloys					Titanium Alloys		Hardened steel		Chilled Cast Iron	Hardened Cast Iron
VDI 3323	21	22	23	24	25	26	27	28	29	30	31	32	33	34	35	36	37	38	39	40	41
HRc											15	30	25	38	34			55	60	42	55
HB	60	100	75	90	130	110	90	100			200	280	250	350	320	400Rm	1050Rm	550	630	400	550
Recommended											○					○	◎				

YG TAP Ti Ni

TM293 SERIES

M-Az ISO metric coarse threads DIN 13

Metrisches ISO-Gewinde DIN 13
ISO MÉTRIQUE DIN13
ISO Metrico passo grosso DIN 13

▶ Interrupted tap to reduce contact area and tapping torque, and to give more chip space.

▶ Gewindebohrer mit ausgesetzten Zahnen um die Kontaktzone mit dem Werkstuck und das Drehmoment zu minimieren und dem Span mehr Raum zu geben.

DIN 371

DIN 376

Hole type
3.0×D

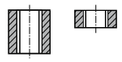

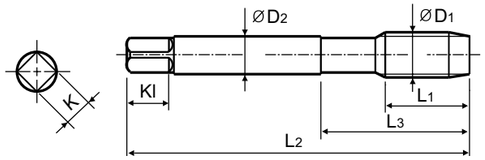

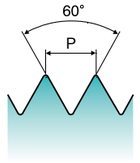

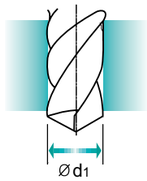

Material groups: Ti | HSS-PM | DIN 371/376 | 6H | 60° | B | Bright

Machine taps
Maschinengewindebohrer

Recommended Cutting Page : P.268

Unit : mm

SIZE	Pitch	EDP No.	Thread Length	Overall Length	Neck Length	Shank Diameter	Square Size	Square Length	No. of Flute	Tapping Drill Diameter
ØD1	P	Bright	L1	L2	L3	ØD2	K	Kl	Z	Ød1
M2	× 0.4	**TM293136**	8	45	13	2.8	2.1	5	3	1.6
M2.2	× 0.45	**TM293156**	8	45	13	2.8	2.1	5	3	1.75
*M2.3	× 0.4	**TM293196**	8	45	13	2.8	2.1	5	3	1.9
M2.5	× 0.45	**TM293176**	9	50	15	2.8	2.1	5	3	2.05
*M2.6	× 0.45	**TM293496**	9	50	15	2.8	2.1	5	3	2.1
M3	× 0.5	**TM293206**	11	56	18	3.5	2.7	6	3	2.5
M3.5	× 0.6	**TM293226**	12	56	20	4	3	6	3	2.9
M4	× 0.7	**TM293246**	13	63	21	4.5	3.4	6	3	3.3
M4.5	× 0.75	**TM293266**	14	70	25	6	4.9	8	3	3.7
M5	× 0.8	**TM293286**	15	70	25	6	4.9	8	3	4.2
M6	× 1	**TM293316**	17	80	30	6	4.9	8	3	5
M7	× 1	**TM293346**	17	80	30	7	5.5	8	3	6
M8	× 1.25	**TM293366**	20	90	35	8	6.2	9	3	6.8
M9	× 1.25	**TM293396**	20	90	35	9	7	10	3	7.8
M10	× 1.5	**TM293426**	22	100	39	10	8	11	3	8.5
M11	× 1.5	**TM293466**	22	100	40	8	6.2	9	3	9.5
M12	× 1.75	**TM293506**	24	110	44	9	7	10	3	10.2
M14	× 2	**TM293546**	26	110	44	11	9	12	3	12
M16	× 2	**TM293606**	27	110	44	12	9	12	3	14
M18	× 2.5	**TM293656**	30	125	50	14	11	14	4	15.5
M20	× 2.5	**TM293706**	32	140	54	16	12	15	4	17.5
M22	× 2.5	**TM293746**	32	140	54	18	14.5	17	4	19.5
M24	× 3	**TM293786**	34	160	60	18	14.5	17	4	21
M27	× 3	**TM293866**	36	160	60	20	16	19	4	24
M30	× 3.5	**TM293946**	40	180	70	22	18	21	4	26.5

▶DIN 371(M2~M10) and DIN 376(M11~M30)
▶* DIN profile not ISO

◎ : Excellent ○ : Good

ISO	P											M			K					
Material Description	Non-alloy steel					Low alloy steel				High alloyed steel, and tool steel		Stainless steel			Grey cast iron		Nodular cast iron		Malleable cast iron	
VDI 3323	1	2	3	4	5	6	7	8	9	10	11	12	13	14	15	16	17	18	19	20
HRc		13	25	28	32	10	29	32	38	15	35	15	23	10	10	26	3	25		21
HB	125	190	250	270	300	180	275	300	350	200	325	200	240	180	180	260	160	250	130	230
Recommended							○	○	○											

ISO	N										S							H			
Material Description	Aluminum-wrought alloy		Aluminum-cast, alloyed			Copper and Copper Alloys (Bronze / Brass)			Non Metallic Materials		Heat Resistant Super Alloys					Titanium Alloys		Hardened steel		Chilled Cast Iron	Hardened Cast Iron
VDI 3323	21	22	23	24	25	26	27	28	29	30	31	32	33	34	35	36	37	38	39	40	41
HRc											15	30	25	38	34			55	60	42	55
HB	60	100	75	90	130	110	90	100			200	280	250	350	320	400Rm	1050Rm	550	630	400	550
Recommended											○	○	○	○	○	○	◎			○	

YG TAP Ti Ni

TZ293 SERIES

M-Az ISO metric coarse threads DIN 13

Metrisches ISO-Gewinde DIN 13
ISO MÉTRIQUE DIN13
ISO Metrico passo grosso DIN 13

▶ Interrupted tap to reduce contact area and tapping torque, and to give more chip space.

▶ Gewindebohrer mit ausgesetzten Zahnen um die Kontaktzone mit dem Werkstuck und das Drehmoment zu minimieren und dem Span mehr Raum zu geben.

DIN 371

DIN 376

Hole type
3.0×D

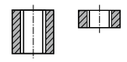

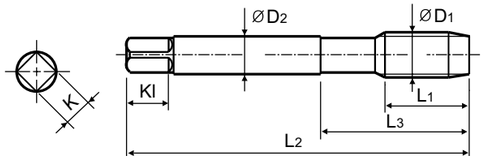

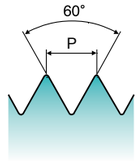

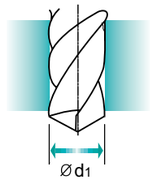

Material groups: Ti | HSS-PM | DIN 371/376 | 6H | 60° | B | TiAlN

Machine taps
Maschinengewindebohrer

Recommended Cutting Page : P.268

Unit : mm

SIZE	Pitch	EDP No.	Thread Length	Overall Length	Neck Length	Shank Diameter	Square Size	Square Length	No. of Flute	Tapping Drill Diameter
ØD1	P	TiAlN	L1	L2	L3	ØD2	K	Kl	Z	Ød1
M2	× 0.4	**TZ293136**	8	45	13	2.8	2.1	5	3	1.6
M2.2	× 0.45	**TZ293156**	8	45	13	2.8	2.1	5	3	1.75
*M2.3	× 0.4	**TZ293196**	8	45	13	2.8	2.1	5	3	1.9
M2.5	× 0.45	**TZ293176**	9	50	15	2.8	2.1	5	3	2.05
*M2.6	× 0.45	**TZ293496**	9	50	15	2.8	2.1	5	3	2.1
M3	× 0.5	**TZ293206**	11	56	18	3.5	2.7	6	3	2.5
M3.5	× 0.6	**TZ293226**	12	56	20	4	3	6	3	2.9
M4	× 0.7	**TZ293246**	13	63	21	4.5	3.4	6	3	3.3
M4.5	× 0.75	**TZ293266**	14	70	25	6	4.9	8	3	3.7
M5	× 0.8	**TZ293286**	15	70	25	6	4.9	8	3	4.2
M6	× 1	**TZ293316**	17	80	30	6	4.9	8	3	5
M7	× 1	**TZ293346**	17	80	30	7	5.5	8	3	6
M8	× 1.25	**TZ293366**	20	90	35	8	6.2	9	3	6.8
M9	× 1.25	**TZ293396**	20	90	35	9	7	10	3	7.8
M10	× 1.5	**TZ293426**	22	100	39	10	8	11	3	8.5
M11	× 1.5	**TZ293466**	22	100	40	8	6.2	9	3	9.5
M12	× 1.75	**TZ293506**	24	110	44	9	7	10	3	10.2
M14	× 2	**TZ293546**	26	110	44	11	9	12	3	12
M16	× 2	**TZ293606**	27	110	44	12	9	12	3	14
M18	× 2.5	**TZ293656**	30	125	50	14	11	14	4	15.5
M20	× 2.5	**TZ293706**	32	140	54	16	12	15	4	17.5
M22	× 2.5	**TZ293746**	32	140	54	18	14.5	17	4	19.5
M24	× 3	**TZ293786**	34	160	60	18	14.5	17	4	21
M27	× 3	**TZ293866**	36	160	60	20	16	19	4	24
M30	× 3.5	**TZ293946**	40	180	70	22	18	21	4	26.5

▶DIN 371(M2~M10) and DIN 376(M11~M30)
▶* DIN profile not ISO

◎ : Excellent ○ : Good

ISO	P											M			K					
Material Description	Non-alloy steel					Low alloy steel				High alloyed steel, and tool steel		Stainless steel			Grey cast iron		Nodular cast iron		Malleable cast iron	
VDI 3323	1	2	3	4	5	6	7	8	9	10	11	12	13	14	15	16	17	18	19	20
HRc		13	25	28	32	10	29	32	38	15	35	15	23	10	10	26	3	25		21
HB	125	190	250	270	300	180	275	300	350	200	325	200	240	180	180	260	160	250	130	230
Recommended							○	○	○											

ISO	N										S							H			
Material Description	Aluminum-wrought alloy		Aluminum-cast, alloyed			Copper and Copper Alloys (Bronze / Brass)			Non Metallic Materials		Heat Resistant Super Alloys					Titanium Alloys		Hardened steel		Chilled Cast Iron	Hardened Cast Iron
VDI 3323	21	22	23	24	25	26	27	28	29	30	31	32	33	34	35	36	37	38	39	40	41
HRc											15	30	25	38	34			55	60	42	55
HB	60	100	75	90	130	110	90	100			200	280	250	350	320	400Rm	1050Rm	550	630	400	550
Recommended											○	○	○	○	○	○	◎			○	

CARBIDE
HSS
THREAD MILLS
SYNCHRO TAPS
COMBO TAPS
YG TAP GENERAL
YG TAP STEEL
YG TAP HARDENED
YG TAP INOX
YG TAP CAST IRON
YG TAP ALU
YG TAP Ti Ni
YG TAP FORMING
NUT TAPS
STI TAPS
PIPE TAPS
TECHNICAL DATA

YG TAP Ti Ni

TM933 SERIES

M ISO metric coarse threads DIN 13

Metrisches ISO-Gewinde DIN 13
ISO MÉTRIQUE DIN13
ISO Metrico passo grosso DIN 13

▶ For tapping Nickel alloys and heat resistant alloy steels which are used in aerospace and checmical industries.

▶ Zum Gewindeschneiden von Nickellegierungen und hitzefesten Legierungsstählen, die in der Luftfahrtindustrie und chemischen Industrie verwendet werden.

DIN 371

DIN 376

Hole type
2.5×D

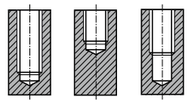

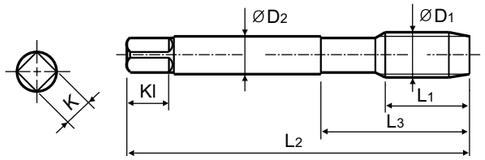

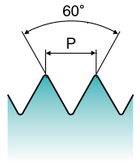

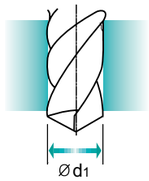

Material groups **Ni** | HSS-PM | DIN 371/376 | 6H | 60° | C | Bright | R40

Machine taps
Maschinengewindebohrer

Recommended Cutting Page : P.268

Unit : mm

SIZE	Pitch	EDP No.	Thread Length	Overall Length	Neck Length	Shank Diameter	Square Size	Square Length	No. of Flute	Tapping Drill Diameter
ØD1	P	Bright	L1	L2	L3	ØD2	K	Kl	Z	Ød1
M2	× 0.4	**TM933136**	8	45	13	2.8	2.1	5	3	1.6
M2.2	× 0.45	**TM933156**	8	45	13	2.8	2.1	5	3	1.75
*M2.3	× 0.4	**TM933196**	8	45	13	2.8	2.1	5	3	1.9
M2.5	× 0.45	**TM933176**	9	50	15	2.8	2.1	5	3	2.05
*M2.6	× 0.45	**TM933496**	9	50	15	2.8	2.1	5	3	2.1
M3	× 0.5	**TM933206**	6	56	18	3.5	2.7	6	3	2.5
M3.5	× 0.6	**TM933226**	7	56	20	4	3	6	3	2.9
M4	× 0.7	**TM933246**	7	63	21	4.5	3.4	6	3	3.3
M4.5	× 0.75	**TM933266**	8	70	25	6	4.9	8	3	3.7
M5	× 0.8	**TM933286**	8	70	25	6	4.9	8	3	4.2
M6	× 1	**TM933316**	10	80	30	6	4.9	8	3	5
M7	× 1	**TM933346**	10	80	30	7	5.5	8	3	6
M8	× 1.25	**TM933366**	13	90	35	8	6.2	9	3	6.8
M9	× 1.25	**TM933396**	13	90	35	9	7	10	3	7.8
M10	× 1.5	**TM933426**	15	100	39	10	8	11	3	8.5
M11	× 1.5	**TM933466**	17	100	40	8	6.2	9	3	9.5
M12	× 1.75	**TM933506**	18	110	44	9	7	10	3	10.2
M14	× 2	**TM933546**	20	110	44	11	9	12	3	12
M16	× 2	**TM933606**	20	110	44	12	9	12	3	14
M18	× 2.5	**TM933656**	25	125	50	14	11	14	4	15.5
M20	× 2.5	**TM933706**	25	140	54	16	12	15	4	17.5
M22	× 2.5	**TM933746**	25	140	54	18	14.5	17	4	19.5
M24	× 3	**TM933786**	30	160	60	18	14.5	17	4	21
M27	× 3	**TM933866**	30	160	60	20	16	19	4	24
M30	× 3.5	**TM933946**	35	180	70	22	18	21	4	26.5

▶DIN 371(M2~M10) and DIN 376(M11~M30)
▶* DIN profile not ISO

◎ : Excellent ○ : Good

ISO	P											M			K					
Material Description	Non-alloy steel					Low alloy steel				High alloyed steel, and tool steel		Stainless steel			Grey cast iron		Nodular cast iron		Malleable cast iron	
VDI 3323	1	2	3	4	5	6	7	8	9	10	11	12	13	14	15	16	17	18	19	20
HRc		13	25	28	32	10	29	32	38	15	35	15	23	10	10	26	3	25		21
HB	125	190	250	270	300	180	275	300	350	200	325	200	240	180	180	260	160	250	130	230
Recommended						◎	◎	◎	◎											

ISO	N										S							H		
Material Description	Aluminum-wrought alloy		Aluminum-cast, alloyed			Copper and Copper Alloys (Bronze / Brass)			Non Metallic Materials		Heat Resistant Super Alloys					Titanium Alloys		Hardened steel	Chilled Cast Iron	Hardened Cast Iron
VDI 3323	21	22	23	24	25	26	27	28	29	30	31	32	33	34	35	36	37	38	39	40	41
HRc											15	30	25	38	34			55	60	42	55
HB	60	100	75	90	130	110	90	100			200	280	250	350	320	400Rm	1050Rm	550	630	400	550
Recommended											◎	◎	◎	◎	◎		○				

YG TAP Ti Ni

TZ933 SERIES

M ISO metric coarse threads DIN 13

Metrisches ISO-Gewinde DIN 13
ISO MÉTRIQUE DIN13
ISO Metrico passo grosso DIN 13

▶ For tapping Nickel alloys and heat resistant alloy steels which are used in aerospace and checmical industries.

▶ Zum Gewindeschneiden von Nickellegierungen und hitzefesten Legierungsstählen, die in der Luftfahrtindustrie und chemischen Industrie verwendet werden.

DIN 371

DIN 376

Hole type
2.5×D

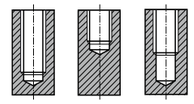

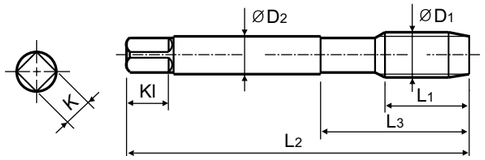

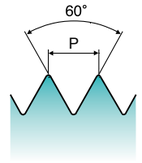

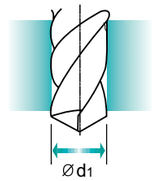

Material groups **Ni** | HSS-PM | DIN 371/376 | 6H | 60° | C | TiAlN | R40

Machine taps
Maschinengewindebohrer

Recommended Cutting Page : P.268

Unit : mm

SIZE	Pitch	EDP No.	Thread Length	Overall Length	Neck Length	Shank Diameter	Square Size	Square Length	No. of Flute	Tapping Drill Diameter
ØD1	P	TiAlN	L1	L2	L3	ØD2	K	Kl	Z	Ød1
M2	× 0.4	**TZ933136**	8	45	13	2.8	2.1	5	3	1.6
M2.2	× 0.45	**TZ933156**	8	45	13	2.8	2.1	5	3	1.75
*M2.3	× 0.4	**TZ933196**	8	45	13	2.8	2.1	5	3	1.9
M2.5	× 0.45	**TZ933176**	9	50	15	2.8	2.1	5	3	2.05
*M2.6	× 0.45	**TZ933496**	9	50	15	2.8	2.1	5	3	2.1
M3	× 0.5	**TZ933206**	6	56	18	3.5	2.7	6	3	2.5
M3.5	× 0.6	**TZ933226**	7	56	20	4	3	6	3	2.9
M4	× 0.7	**TZ933246**	7	63	21	4.5	3.4	6	3	3.3
M4.5	× 0.75	**TZ933266**	8	70	25	6	4.9	8	3	3.7
M5	× 0.8	**TZ933286**	8	70	25	6	4.9	8	3	4.2
M6	× 1	**TZ933316**	10	80	30	6	4.9	8	3	5
M7	× 1	**TZ933346**	10	80	30	7	5.5	8	3	6
M8	× 1.25	**TZ933366**	13	90	35	8	6.2	9	3	6.8
M9	× 1.25	**TZ933396**	13	90	35	9	7	10	3	7.8
M10	× 1.5	**TZ933426**	15	100	39	10	8	11	3	8.5
M11	× 1.5	**TZ933466**	17	100	40	8	6.2	9	3	9.5
M12	× 1.75	**TZ933506**	18	110	44	9	7	10	3	10.2
M14	× 2	**TZ933546**	20	110	44	11	9	12	3	12
M16	× 2	**TZ933606**	20	110	44	12	9	12	3	14
M18	× 2.5	**TZ933656**	25	125	50	14	11	14	4	15.5
M20	× 2.5	**TZ933706**	25	140	54	16	12	15	4	17.5
M22	× 2.5	**TZ933746**	25	140	54	18	14.5	17	4	19.5
M24	× 3	**TZ933786**	30	160	60	18	14.5	17	4	21
M27	× 3	**TZ933866**	30	160	60	20	16	19	4	24
M30	× 3.5	**TZ933946**	35	180	70	22	18	21	4	26.5

▶DIN 371(M2~M10) and DIN 376(M11~M30)
▶* DIN profile not ISO

◎ : Excellent ○ : Good

ISO	P											M			K					
Material Description	Non-alloy steel					Low alloy steel				High alloyed steel, and tool steel		Stainless steel			Grey cast iron		Nodular cast iron		Malleable cast iron	
VDI 3323	1	2	3	4	5	6	7	8	9	10	11	12	13	14	15	16	17	18	19	20
HRc		13	25	28	32	10	29	32	38	15	35	15	23	10	10	26	3	25		21
HB	125	190	250	270	300	180	275	300	350	200	325	200	240	180	180	260	160	250	130	230
Recommended						◎	◎	◎	◎											

ISO	N										S							H		
Material Description	Aluminum-wrought alloy		Aluminum-cast, alloyed			Copper and Copper Alloys (Bronze / Brass)			Non Metallic Materials		Heat Resistant Super Alloys					Titanium Alloys		Hardened steel	Chilled Cast Iron	Hardened Cast Iron
VDI 3323	21	22	23	24	25	26	27	28	29	30	31	32	33	34	35	36	37	38	39	40	41
HRc											15	30	25	38	34			55	60	42	55
HB	60	100	75	90	130	110	90	100			200	280	250	350	320	400Rm	1050Rm	550	630	400	550
Recommended											◎	◎	◎	◎	◎		○				

CARBIDE
HSS
THREAD MILLS
SYNCHRO TAPS
COMBO TAPS
YG TAP GENERAL
YG TAP STEEL
YG TAP HARDENED
YG TAP INOX
YG TAP CAST IRON
YG TAP ALU
YG TAP Ti Ni
YG TAP FORMING
NUT TAPS
STI TAPS
PIPE TAPS
TECHNICAL DATA

YG TAP Ti Ni

TM923 SERIES

M ISO metric coarse threads DIN 13

Metrisches ISO-Gewinde DIN 13
ISO MÉTRIQUE DIN13
ISO Metrico passo grosso DIN 13

▶ For tapping Nickel alloys and heat resistant alloy steels which are used in aero space and checmical industries.

▶ Zum Gewindeschneiden von Nickellegierungen und hitzefesten Legierungsstählen, die in der Luftfahrtindustrie und chemischen Industrie verwendet werden.

DIN 371

DIN 376

Hole type
3.0×D

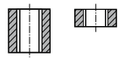

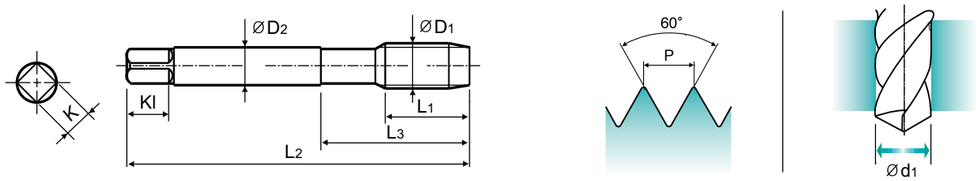

Material groups: Ni | HSS-PM | DIN 371/376 | 6H | 60° | B | Bright

Machine taps
Maschinengewindebohrer

Recommended Cutting Page : P.268

Unit : mm

SIZE	Pitch	EDP No.	Thread Length	Overall Length	Neck Length	Shank Diameter	Square Size	Square Length	No. of Flute	Tapping Drill Diameter
ØD1	P	Bright	L1	L2	L3	ØD2	K	Kl	Z	Ød1
M2	× 0.4	**TM923136**	8	45	13	2.8	2.1	5	3	1.6
M2.2	× 0.45	**TM923156**	8	45	13	2.8	2.1	5	3	1.75
*M2.3	× 0.4	**TM923196**	8	45	13	2.8	2.1	5	3	1.9
M2.5	× 0.45	**TM923176**	9	50	15	2.8	2.1	5	3	2.05
*M2.6	× 0.45	**TM923496**	9	50	15	2.8	2.1	5	3	2.1
M3	× 0.5	**TM923206**	11	56	18	3.5	2.7	6	3	2.5
M3.5	× 0.6	**TM923226**	12	56	20	4	3	6	3	2.9
M4	× 0.7	**TM923246**	13	63	21	4.5	3.4	6	3	3.3
M4.5	× 0.75	**TM923266**	14	70	25	6	4.9	8	3	3.7
M5	× 0.8	**TM923286**	15	70	25	6	4.9	8	3	4.2
M6	× 1	**TM923316**	17	80	30	6	4.9	8	3	5
M7	× 1	**TM923346**	17	80	30	7	5.5	8	3	6
M8	× 1.25	**TM923366**	20	90	35	8	6.2	9	3	6.8
M9	× 1.25	**TM923396**	20	90	35	9	7	10	3	7.8
M10	× 1.5	**TM923426**	22	100	39	10	8	11	3	8.5
M11	× 1.5	**TM923466**	22	100	40	8	6.2	9	3	9.5
M12	× 1.75	**TM923506**	24	110	44	9	7	10	3	10.2
M14	× 2	**TM923546**	26	110	44	11	9	12	3	12
M16	× 2	**TM923606**	27	110	44	12	9	12	3	14
M18	× 2.5	**TM923656**	30	125	50	14	11	14	4	15.5
M20	× 2.5	**TM923706**	32	140	54	16	12	15	4	17.5
M22	× 2.5	**TM923746**	32	140	54	18	14.5	17	4	19.5
M24	× 3	**TM923786**	34	160	60	18	14.5	17	4	21
M27	× 3	**TM923866**	36	160	60	20	16	19	4	24
M30	× 3.5	**TM923946**	40	180	70	22	18	21	4	26.5

▶DIN 371(M2~M10) and DIN 376(M11~M30)
▶* DIN profile not ISO

◎ : Excellent ○ : Good

ISO	P											M			K					
Material Description	Non-alloy steel					Low alloy steel				High alloyed steel, and tool steel		Stainless steel			Grey cast iron		Nodular cast iron		Malleable cast iron	
VDI 3323	1	2	3	4	5	6	7	8	9	10	11	12	13	14	15	16	17	18	19	20
HRc		13	25	28	32	10	29	32	38	15	35	15	23	10	10	26	3	25		21
HB	125	190	250	270	300	180	275	300	350	200	325	200	240	180	180	260	160	250	130	230
Recommended						◎	◎	◎	◎											

ISO	N										S							H			
Material Description	Aluminum-wrought alloy		Aluminum-cast, alloyed			Copper and Copper Alloys (Bronze / Brass)			Non Metallic Materials		Heat Resistant Super Alloys					Titanium Alloys		Hardened steel		Chilled Cast Iron	Hardened Cast Iron
VDI 3323	21	22	23	24	25	26	27	28	29	30	31	32	33	34	35	36	37	38	39	40	41
HRc											15	30	25	38	34			55	60	42	55
HB	60	100	75	90	130	110	90	100			200	280	250	350	320	400Rm	1050Rm	550	630	400	550
Recommended											◎	◎	◎	◎	◎		○			○	

YG TAP Ti Ni

TZ923 SERIES

M ISO metric coarse threads DIN 13
Metrisches ISO-Gewinde DIN 13
ISO MÉTRIQUE DIN13
ISO Metrico passo grosso DIN 13
▶ For tapping Nickel alloys and heat resistant alloy steels which are used in aero space and checmical industries.
▶ Zum Gewindeschneiden von Nickellegierungen und hitzefesten Legierungsstählen, die in der Luftfahrtindustrie und chemischen Industrie verwendet werden.
DIN 371
DIN 376

Hole type
3.0×D

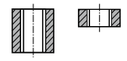

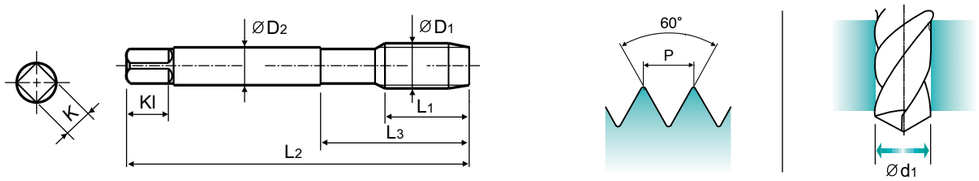

Material groups: Ni | HSS-PM | DIN 371/376 | 6H | 60° | B | TiAlN

Machine taps
Maschinengewindebohrer

Recommended Cutting Page : P.268

Unit : mm

SIZE	Pitch	EDP No.	Thread Length	Overall Length	Neck Length	Shank Diameter	Square Size	Square Length	No. of Flute	Tapping Drill Diameter
ØD1	P	TiAlN	L1	L2	L3	ØD2	K	Kl	Z	Ød1
M2	× 0.4	**TZ923136**	8	45	13	2.8	2.1	5	3	1.6
M2.2	× 0.45	**TZ923156**	8	45	13	2.8	2.1	5	3	1.75
*M2.3	× 0.4	**TZ923196**	8	45	13	2.8	2.1	5	3	1.9
M2.5	× 0.45	**TZ923176**	9	50	15	2.8	2.1	5	3	2.05
*M2.6	× 0.45	**TZ923496**	9	50	15	2.8	2.1	5	3	2.1
M3	× 0.5	**TZ923206**	11	56	18	3.5	2.7	6	3	2.5
M3.5	× 0.6	**TZ923226**	12	56	20	4	3	6	3	2.9
M4	× 0.7	**TZ923246**	13	63	21	4.5	3.4	6	3	3.3
M4.5	× 0.75	**TZ923266**	14	70	25	6	4.9	8	3	3.7
M5	× 0.8	**TZ923286**	15	70	25	6	4.9	8	3	4.2
M6	× 1	**TZ923316**	17	80	30	6	4.9	8	3	5
M7	× 1	**TZ923346**	17	80	30	7	5.5	8	3	6
M8	× 1.25	**TZ923366**	20	90	35	8	6.2	9	3	6.8
M9	× 1.25	**TZ923396**	20	90	35	9	7	10	3	7.8
M10	× 1.5	**TZ923426**	22	100	39	10	8	11	3	8.5
M11	× 1.5	**TZ923466**	22	100	40	8	6.2	9	3	9.5
M12	× 1.75	**TZ923506**	24	110	44	9	7	10	3	10.2
M14	× 2	**TZ923546**	26	110	44	11	9	12	3	12
M16	× 2	**TZ923606**	27	110	44	12	9	12	3	14
M18	× 2.5	**TZ923656**	30	125	50	14	11	14	4	15.5
M20	× 2.5	**TZ923706**	32	140	54	16	12	15	4	17.5
M22	× 2.5	**TZ923746**	32	140	54	18	14.5	17	4	19.5
M24	× 3	**TZ923786**	34	160	60	18	14.5	17	4	21
M27	× 3	**TZ923866**	36	160	60	20	16	19	4	24
M30	× 3.5	**TZ923946**	40	180	70	22	18	21	4	26.5

▶DIN 371(M2~M10) and DIN 376(M11~M30)
▶* DIN profile not ISO

◎ : Excellent ○ : Good

ISO	P											M			K					
Material Description	Non-alloy steel					Low alloy steel				High alloyed steel, and tool steel		Stainless steel			Grey cast iron		Nodular cast iron		Malleable cast iron	
VDI 3323	1	2	3	4	5	6	7	8	9	10	11	12	13	14	15	16	17	18	19	20
HRc		13	25	28	32	10	29	32	38	15	35	15	23	10	10	26	3	25		21
HB	125	190	250	270	300	180	275	300	350	200	325	200	240	180	180	260	160	250	130	230
Recommended						◎	◎	◎	◎											

ISO	N										S							H			
Material Description	Aluminum-wrought alloy		Aluminum-cast, alloyed			Copper and Copper Alloys (Bronze / Brass)			Non Metallic Materials		Heat Resistant Super Alloys					Titanium Alloys		Hardened steel		Chilled Cast Iron	Hardened Cast Iron
VDI 3323	21	22	23	24	25	26	27	28	29	30	31	32	33	34	35	36	37	38	39	40	41
HRc											15	30	25	38	34			55	60	42	55
HB	60	100	75	90	130	110	90	100			200	280	250	350	320	400Rm	1050Rm	550	630	400	550
Recommended											◎	◎	◎	◎	◎		○	○		○	

CARBIDE
HSS
THREAD MILLS
SYNCHRO TAPS
COMBO TAPS
YG TAP GENERAL
YG TAP STEEL
YG TAP HARDENED
YG TAP INOX
YG TAP CAST IRON
YG TAP ALU
YG TAP Ti Ni
YG TAP FORMING
NUT TAPS
STI TAPS
PIPE TAPS
TECHNICAL DATA

YG TAP Ti Ni

TQ833 SERIES

M ISO metric coarse threads DIN 13

Metrisches ISO-Gewinde DIN 13
ISO MÉTRIQUE DIN13
ISO Metrico passo grosso DIN 13

▶ Suitable for tapping blind holes due to special flute geometry and excellent chip evacuation.

▶ Geeignet zum Gewinden von Sacklöchern dank besonderer Nutengeometrie und ausgezeichneter Spanabfuhr.

DIN 371

DIN 376

Hole type
2.5×D

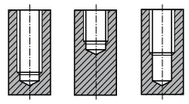

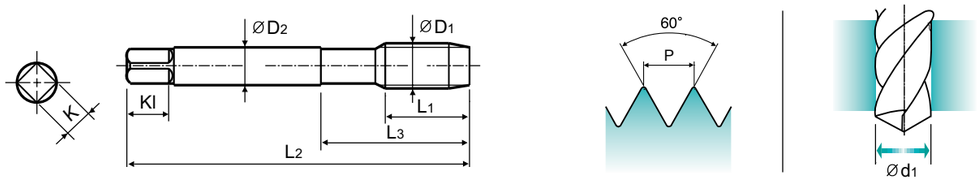

Material groups: Ti Ni | HSS-PM | DIN 371/376 | 6H | 60° | C | Vap | R40

Machine taps
Maschinengewindebohrer

Recommended Cutting Page : P.268

Unit : mm

SIZE	Pitch	EDP No.	Thread Length	Overall Length	Neck Length	Shank Diameter	Square Size	Square Length	No. of Flute	Tapping Drill Diameter
ØD1	P	Vap	L1	L2	L3	ØD2	K	Kl	Z	Ød1
M2	× 0.4	**TQ833136**	8	45	13	2.8	2.1	5	3	1.6
M2.2	× 0.45	**TQ833156**	8	45	13	2.8	2.1	5	3	1.75
M2.5	× 0.45	**TQ833176**	9	50	15	2.8	2.1	5	3	2.05
M3	× 0.5	**TQ833206**	6	56	18	3.5	2.7	6	3	2.5
M3.5	× 0.6	**TQ833226**	7	56	20	4	3	6	3	2.9
M4	× 0.7	**TQ833246**	7	63	21	4.5	3.4	6	3	3.3
M4.5	× 0.75	**TQ833266**	8	70	25	6	4.9	8	3	3.7
M5	× 0.8	**TQ833286**	8	70	25	6	4.9	8	3	4.2
M6	× 1	**TQ833316**	10	80	30	6	4.9	8	3	5
M7	× 1	**TQ833346**	10	80	30	7	5.5	8	3	6
M8	× 1.25	**TQ833366**	13	90	35	8	6.2	9	3	6.8
M10	× 1.5	**TQ833426**	15	100	39	10	8	11	3	8.5
M12	× 1.75	**TQ833506**	18	110	44	9	7	10	3	10.2

▶DIN 371(M2~M10) and DIN 376(M12)

◎ : Excellent ○ : Good

ISO	P											M			K					
Material Description	Non-alloy steel					Low alloy steel				High alloyed steel, and tool steel		Stainless steel			Grey cast iron		Nodular cast iron		Malleable cast iron	
VDI 3323	1	2	3	4	5	6	7	8	9	10	11	12	13	14	15	16	17	18	19	20
HRc		13	25	28	32	10	29	32	38	15	35	15	23	10	10	26	3	25		21
HB	125	190	250	270	300	180	275	300	350	200	325	200	240	180	180	260	160	250	130	230
Recommended						◎	◎	◎	◎											

ISO	N										S							H		
Material Description	Aluminum-wrought alloy		Aluminum-cast, alloyed			Copper and Copper Alloys (Bronze / Brass)			Non Metallic Materials		Heat Resistant Super Alloys					Titanium Alloys		Hardened steel	Chilled Cast Iron	Hardened Cast Iron
VDI 3323	21	22	23	24	25	26	27	28	29	30	31	32	33	34	35	36	37	38	39	40	41
HRc											15	30	25	38	34			55	60	42	55
HB	60	100	75	90	130	110	90	100			200	280	250	350	320	400Rm	1050Rm	550	630	400	550
Recommended											◎	◎	◎	◎	◎	○	◎				

YG TAP Ti Ni

TR833 SERIES

M ISO metric coarse threads DIN 13

Metrisches ISO-Gewinde DIN 13
ISO MÉTRIQUE DIN13
ISO Metrico passo grosso DIN 13

▶ Suitable for tapping blind holes due to special flute geometry and excellent chip evacuation.

▶ Geeignet zum Gewinden von Sacklöchern dank besonderer Nutengeometrie und ausgezeichneter Spanabfuhr.

DIN 371

DIN 376

Hole type
2.5×D

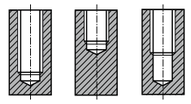

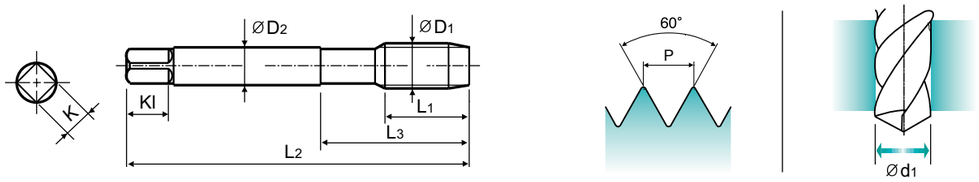

Material groups: Ti Ni | HSS-PM | DIN 371/376 | 6H | 60° | C | Bright | R40

Machine taps
Maschinengewindebohrer

Recommended Cutting Page : P.268

Unit : mm

SIZE	Pitch	EDP No.	Thread Length	Overall Length	Neck Length	Shank Diameter	Square Size	Square Length	No. of Flute	Tapping Drill Diameter
ØD1	P	Bright	L1	L2	L3	ØD2	K	Kl	Z	Ød1
M2	× 0.4	**TR833136**	8	45	13	2.8	2.1	5	3	1.6
M2.2	× 0.45	**TR833156**	8	45	13	2.8	2.1	5	3	1.75
M2.5	× 0.45	**TR833176**	9	50	15	2.8	2.1	5	3	2.05
M3	× 0.5	**TR833206**	6	56	18	3.5	2.7	6	3	2.5
M3.5	× 0.6	**TR833226**	7	56	20	4	3	6	3	2.9
M4	× 0.7	**TR833246**	7	63	21	4.5	3.4	6	3	3.3
M4.5	× 0.75	**TR833266**	8	70	25	6	4.9	8	3	3.7
M5	× 0.8	**TR833286**	8	70	25	6	4.9	8	3	4.2
M6	× 1	**TR833316**	10	80	30	6	4.9	8	3	5
M7	× 1	**TR833346**	10	80	30	7	5.5	8	3	6
M8	× 1.25	**TR833366**	13	90	35	8	6.2	9	3	6.8
M10	× 1.5	**TR833426**	15	100	39	10	8	11	3	8.5
M12	× 1.75	**TR833506**	18	110	44	9	7	10	3	10.2

▶DIN 371(M2~M10) and DIN 376(M12)

◎ : Excellent ○ : Good

ISO	P											M			K					
Material Description	Non-alloy steel					Low alloy steel				High alloyed steel, and tool steel		Stainless steel			Grey cast iron		Nodular cast iron		Malleable cast iron	
VDI 3323	1	2	3	4	5	6	7	8	9	10	11	12	13	14	15	16	17	18	19	20
HRc		13	25	28	32	10	29	32	38	15	35	15	23	10	10	26	3	25		21
HB	125	190	250	270	300	180	275	300	350	200	325	200	240	180	180	260	160	250	130	230
Recommended						◎	◎	◎	◎											

ISO	N										S							H		
Material Description	Aluminum-wrought alloy		Aluminum-cast, alloyed			Copper and Copper Alloys (Bronze / Brass)			Non Metallic Materials		Heat Resistant Super Alloys					Titanium Alloys		Hardened steel	Chilled Cast Iron	Hardened Cast Iron
VDI 3323	21	22	23	24	25	26	27	28	29	30	31	32	33	34	35	36	37	38	39	40	41
HRc											15	30	25	38	34			55	60	42	55
HB	60	100	75	90	130	110	90	100			200	280	250	350	320	400Rm	1050Rm	550	630	400	550
Recommended											◎	◎	◎	◎	◎	○	◎				

CARBIDE
HSS
THREAD MILLS
SYNCHRO TAPS
COMBO TAPS
YG TAP GENERAL
YG TAP STEEL
YG TAP HARDENED
YG TAP INOX
YG TAP CAST IRON
YG TAP ALU
YG TAP Ti Ni
YG TAP FORMING
NUT TAPS
STI TAPS
PIPE TAPS
TECHNICAL DATA

YG TAP Ti Ni

TQ873 SERIES

M ISO metric coarse threads DIN 13

Metrisches ISO-Gewinde DIN 13
ISO MÉTRIQUE DIN13
ISO Metrico passo grosso DIN 13

▶ Suitable for through hole in more cutting speed than other taps due to thick web and the best substrate.

▶ Geeignet für Durchgangslöcher in höherer Schnittgeschwindigkeit als bei anderen Gewindebohrern dank größerer Kerndicke und bestem Werkstoff.

DIN 371

DIN 376

Hole type
3.0×D

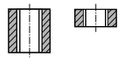

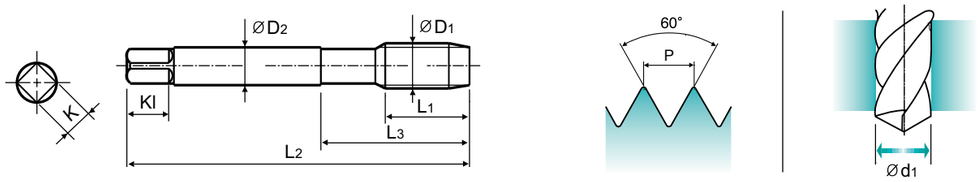

Material groups: Ti Ni | HSS-PM | DIN 371/376 | 6H | 60° | B | Vap

Machine taps
Maschinengewindebohrer

Recommended Cutting Page : P.268

Unit : mm

SIZE	Pitch	EDP No.	Thread Length	Overall Length	Neck Length	Shank Diameter	Square Size	Square Length	No. of Flute	Tapping Drill Diameter
ØD1	P	Vap	L1	L2	L3	ØD2	K	Kl	Z	Ød1
M2	× 0.4	**TQ873136**	8	45	13	2.8	2.1	5	3	1.6
M2.2	× 0.45	**TQ873156**	8	45	13	2.8	2.1	5	3	1.75
M2.5	× 0.45	**TQ873176**	9	50	15	2.8	2.1	5	3	2.05
M3	× 0.5	**TQ873206**	11	56	18	3.5	2.7	6	3	2.5
M3.5	× 0.6	**TQ873226**	12	56	20	4	3	6	3	2.9
M4	× 0.7	**TQ873246**	13	63	21	4.5	3.4	6	3	3.3
M4.5	× 0.75	**TQ873266**	14	70	25	6	4.9	8	3	3.7
M5	× 0.8	**TQ873286**	15	70	25	6	4.9	8	3	4.2
M6	× 1	**TQ873316**	17	80	30	6	4.9	8	3	5
M7	× 1	**TQ873346**	17	80	30	7	5.5	8	3	6
M8	× 1.25	**TQ873366**	20	90	35	8	6.2	9	3	6.8
M10	× 1.5	**TQ873426**	22	100	39	10	8	11	3	8.5
M12	× 1.75	**TQ873506**	24	110	44	9	7	10	3	10.2

▶DIN 371(M2~M10) and DIN 376(M12)

◎ : Excellent ○ : Good

ISO	P											M			K					
Material Description	Non-alloy steel					Low alloy steel				High alloyed steel, and tool steel		Stainless steel			Grey cast iron		Nodular cast iron		Malleable cast iron	
VDI 3323	1	2	3	4	5	6	7	8	9	10	11	12	13	14	15	16	17	18	19	20
HRc		13	25	28	32	10	29	32	38	15	35	15	23	10	10	26	3	25		21
HB	125	190	250	270	300	180	275	300	350	200	325	200	240	180	180	260	160	250	130	230
Recommended						◎	◎	◎	◎											

ISO	N										S							H			
Material Description	Aluminum-wrought alloy		Aluminum-cast, alloyed			Copper and Copper Alloys (Bronze / Brass)			Non Metallic Materials		Heat Resistant Super Alloys					Titanium Alloys		Hardened steel		Chilled Cast Iron	Hardened Cast Iron
VDI 3323	21	22	23	24	25	26	27	28	29	30	31	32	33	34	35	36	37	38	39	40	41
HRc											15	30	25	38	34			55	60	42	55
HB	60	100	75	90	130	110	90	100			200	280	250	350	320	400Rm	1050Rm	550	630	400	550
Recommended											◎	◎	◎	◎	◎	○	◎			○	

YG TAP Ti Ni

TR873 SERIES

M ISO metric coarse threads DIN 13
Metrisches ISO-Gewinde DIN 13
ISO MÉTRIQUE DIN13
ISO Metrico passo grosso DIN 13
▶ Suitable for through hole in more cutting speed than other taps due to thick web and the best substrate.
▶ Geeignet für Durchgangslöcher in höherer Schnittgeschwindigkeit als bei anderen Gewindebohrern dank größerer Kerndicke und bestem Werkstoff.
DIN 371
DIN 376

Hole type
3.0×D

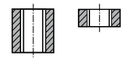

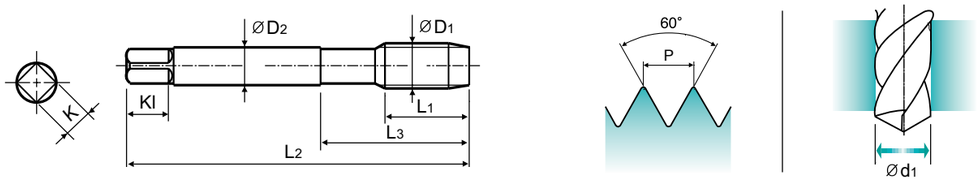

Material groups: Ti Ni | HSS-PM | DIN 371/376 | 6H | 60° | B | Bright

Machine taps
Maschinengewindebohrer

Recommended Cutting Page : P.268

Unit : mm

SIZE	Pitch	EDP No.	Thread Length	Overall Length	Neck Length	Shank Diameter	Square Size	Square Length	No. of Flute	Tapping Drill Diameter
ØD1	P	Bright	L1	L2	L3	ØD2	K	Kl	Z	Ød1
M2	× 0.4	**TR873136**	8	45	13	2.8	2.1	5	3	1.6
M2.2	× 0.45	**TR873156**	8	45	13	2.8	2.1	5	3	1.75
M2.5	× 0.45	**TR873176**	9	50	15	2.8	2.1	5	3	2.05
M3	× 0.5	**TR873206**	11	56	18	3.5	2.7	6	3	2.5
M3.5	× 0.6	**TR873226**	12	56	20	4	3	6	3	2.9
M4	× 0.7	**TR873246**	13	63	21	4.5	3.4	6	3	3.3
M4.5	× 0.75	**TR873266**	14	70	25	6	4.9	8	3	3.7
M5	× 0.8	**TR873286**	15	70	25	6	4.9	8	3	4.2
M6	× 1	**TR873316**	17	80	30	6	4.9	8	3	5
M7	× 1	**TR873346**	17	80	30	7	5.5	8	3	6
M8	× 1.25	**TR873366**	20	90	35	8	6.2	9	3	6.8
M10	× 1.5	**TR873426**	22	100	39	10	8	11	3	8.5
M12	× 1.75	**TR873506**	24	110	44	9	7	10	3	10.2

▶DIN 371(M2~M10) and DIN 376(M12)

◎ : Excellent ○ : Good

ISO	P											M			K					
Material Description	Non-alloy steel					Low alloy steel				High alloyed steel, and tool steel		Stainless steel			Grey cast iron		Nodular cast iron		Malleable cast iron	
VDI 3323	1	2	3	4	5	6	7	8	9	10	11	12	13	14	15	16	17	18	19	20
HRc		13	25	28	32	10	29	32	38	15	35	15	23	10	10	26	3	25		21
HB	125	190	250	270	300	180	275	300	350	200	325	200	240	180	180	260	160	250	130	230
Recommended						◎	◎	◎	◎											

ISO	N										S							H			
Material Description	Aluminum-wrought alloy		Aluminum-cast, alloyed			Copper and Copper Alloys (Bronze / Brass)			Non Metallic Materials		Heat Resistant Super Alloys					Titanium Alloys		Hardened steel		Chilled Cast Iron	Hardened Cast Iron
VDI 3323	21	22	23	24	25	26	27	28	29	30	31	32	33	34	35	36	37	38	39	40	41
HRc											15	30	25	38	34			55	60	42	55
HB	60	100	75	90	130	110	90	100			200	280	250	350	320	400Rm	1050Rm	550	630	400	550
Recommended											◎	◎	◎	◎	◎	○	◎			○	

YG TAP Ti Ni

RECOMMENDED CUTTING CONDITIONS
EMPFOHLENE SCHNEIDKONDITIONEN

					TM903	TZ903	TM293	TZ293	TM933	TZ933	TM923	TZ923	TQ833	TR833	TQ873	TR873
ISO	VDI 3323	Material Description	HB	HRc	Vc (m/min)											
P	1	Non-alloy steel	125													
	2		190	13												
	3		250	25												
	4		270	28												
	5		300	32												
	6	Low alloy steel	180	10					10-15	10-15	10-15	10-15	10-15	10-15	10-15	10-15
	7		275	29	10-15	10-15	10-15	10-15	10-15	10-15	10-15	10-15	10-15	10-15	10-15	10-15
	8		300	32	6-10	6-10	6-10	6-10	6-10	6-10	6-10	6-10	6-10	6-10	6-10	6-10
	9		350	38	3-5	3-5	3-5	3-5	3-5	3-5	3-5	3-5	3-5	3-5	3-5	3-5
	10	High alloyed steel, and tool steel	200	15												
	11		325	35												
M	12	Stainless steel	200	15												
	13		240	23												
	14		180	10												
K	15	Grey cast iron	180	10												
	16		260	26												
	17	Nodular cast iron	160	3												
	18		250	25												
	19	Malleable cast iron	130													
	20		230	21												
N	21	Aluminum-wrought alloy	60													
	22		100													
	23	Aluminum-cast, alloyed	75													
	24		90													
	25		130													
	26	Copper and Copper Alloys (Bronze / Brass)	110													
	27		90													
	28		100													
	29	Non Metallic Materials														
	30															
S	31	Heat Resistant Super Alloys	200	15	10-15	10-15	10-15	10-15	10-15	10-15	10-15	10-15	10-15	10-15	10-15	10-15
	32		280	30			10-15	10-15	10-15	10-15	10-15	10-15	10-15	10-15	10-15	10-15
	33		250	25			2-4	2-4	2-4	2-4	2-4	2-4	2-4	2-4	2-4	2-4
	34		350	38			2-4	2-4	2-4	2-4	2-4	2-4	2-4	2-4	2-4	2-4
	35		320	34			2-4	2-4	2-4	2-4	2-4	2-4	2-4	2-4	2-4	2-4
	36	Titanium Alloys	400 Rm		10-15	10-15	10-15	10-15					10-15	10-15	10-15	10-15
	37		1050 Rm		4-6	4-6	4-6	4-6	4-6	4-6	4-6	4-6	4-6	4-6	4-6	4-6
H	38	Hardened steel	550	55								3-5				
	39		630	60												
	40	Chilled Cast Iron	400	42			3-5	3-5			3-5	3-5			3-5	3-5
	41	Hardened Cast Iron	550	55												

Leading Through Innovation

HSS-E & HSS-PM

YG TAP FORMING
YG TAP FORMING

- **Tapping by Forming Soft Materials**
- Gewindeherstellung duch Formen von weichen Materialien

SELECTION GUIDE

THREADING TOOLS

HSS-E & HSS-PM YG TAP FORMING

Tapping by Forming Soft Materials

Please visit globalyg1.com/mat for material search

◎ : Excellent ○ : Good

Recommended cutting conditions : P.285

HOLE TYPE							Max. 3.0xD Blind / Through Hole												
TOOL MATERIAL							HSS-E							HSS-E		HSS-PM		HSS-E		HSS-PM		HSS-E		
CHAMFER LEAD ACC. TO DIN2197							C	C						C	C	C	C	C	C	C		C	C	
FLUTE TYPE							-	-						-	-	-	-	-	-	-		-	-	
SPIRAL FLUTE ANGLE							-	-						-	-	-	-	-	-	-		-	-	
SERIES	M	DIN371/376					TD703 (P.272)	TE703 (P.273)						TY703 (P.274)	TQ703 (P.275)	TD713 (P.276)	TE713 (P.277)	TQ723 (P.278)	TE723 (P.279)	TD723 (P.280)				M
		DIN352																						
		DIN357/LONG																						
	MF	DIN374					TD733 (P.281)	TE733 (P.282)																MF
		DIN2181																						
	UNC	DIN371/376					TD704 (P.283)	TE704 (P.284)																UNC
		DIN351																						
	UNF	DIN371/374																						UNF
		DIN2181																						
	BSW	DIN2182/2183																						BSW
		DIN351																						
	G(BSP)	DIN5156/5157																						G(BSP)
	EG-M	DIN371/376																						EG-M
	EG-UNC	DIN371/376																						EG-UNC
	EG-UNF	DIN371/374																						EG-UNF
SURFACE TREATMENT /COATING							TiN	NI						TiAlN	VAP	TiN	NI	VAP	NI	TiN				
MODEL																								

ISO	VDI 3323	Material Description	Composition / Structure / Heat Treatment		HB	HRc																		
P	1	Non-alloy steel	About 0.15% C	Annealed	125		◎	◎	◎	◎	◎	◎	◎	◎	◎	◎	◎	◎	◎	◎	◎	◎	◎	1
	2		About 0.45% C	Annealed	190	13	◎	◎	◎	◎	◎	◎	◎	◎	◎	◎	◎	◎	◎	◎	◎	◎	◎	2
	3		About 0.45% C	Quenched & Tempered	250	25	◎	◎	◎	◎	◎	◎	◎	◎	◎	◎	◎	◎	◎	◎	◎	◎	◎	3
	4		About 0.75% C	Annealed	270	28																		4
	5		About 0.75% C	Quenched & Tempered	300	32																		5
	6	Low alloy steel		Annealed	180	10	◎	◎	◎	◎	◎	◎	◎	◎	◎	◎	◎	◎	◎	◎	◎	◎	◎	6
	7			Quenched & Tempered	275	29																		7
	8			Quenched & Tempered	300	32																		8
	9			Quenched & Tempered	350	38																		9
	10	High alloyed steel, and tool steel		Annealed	200	15																		10
	11			Quenched & Tempered	325	35																		11
M	12	Stainless steel	Ferritic / Martensitic	Annealed	200	15	○	○	○	○	○	○	○	○	○	○	○	○	○	○	○	○	○	12
	13		Martensitic	Quenched & Tempered	240	23	○	○	○	○	○	○	○	○	○	○	○	○	○	○	○	○	○	13
	14		Austenitic		180	10	○	○	○	○	○	○	○	○	○	○	○	○	○	○	○	○	○	14
K	15	Grey cast iron	Pearlitic / ferritic		180	10																		15
	16		Pearlitic (Martensitic)		260	26																		16
	17	Nodular cast iron	Ferritic		160	3																		17
	18		Pearlitic		250	25																		18
	19	Malleable cast iron	Ferritic		130																			19
	20		Pearlitic		230	21																		20
N	21	Aluminum-wrought alloy	Not Curable		60		◎	◎	◎	◎	◎	◎	◎	◎	◎	◎	◎	◎	◎	◎	◎	◎	◎	21
	22		Curable	Hardened	100		◎	◎	◎	◎	◎	◎	◎	◎	◎	◎	◎	◎	◎	◎	◎	◎	◎	22
	23	Aluminum-cast, alloyed	≤ 12% Si, Not Curable		75		○	○	○	○	○	○	○	○	○	○	○	○	○	○	○	○	○	23
	24		≤ 12% Si, Curable	Hardened	90		○	○	○	○	○	○	○	○	○	○	○	○	○	○	○	○	○	24
	25		> 12% Si, Not Curable		130																			25
	26	Copper and Copper Alloys (Bronze / Brass)	Cutting Alloys, PB>1%		110		○	○	○	○	○	○	○	○	○	○	○	○	○	○	○	○	○	26
	27		CuZn, CuSnZn (Brass)		90																			27
	28		CuSn, lead-free copper and electrolytic copper		100		○	○	◎	○	◎	○	○	○	○	◎	○	○	○	○	◎	○	◎	28
	29	Non Metallic Materials	Duroplastic, Fiber Reinforced Plastic																					29
	30		Rubber, Wood, etc.																					30
S	31	Heat Resistant Super Alloys	Fe Based	Annealed	200	15																		31
	32			Cured	280	30																		32
	33		Ni or Co Based	Annealed	250	25																		33
	34			Cured	350	38																		34
	35			Cast	320	34																		35
	36	Titanium Alloys	Pure Titanium		400 Rm																			36
	37		Alpha + Beta Alloys	Hardened	1050 Rm																			37
H	38	Hardened steel		Hardened	550	55																		38
	39			Hardened	630	60																		39
	40	Chilled Cast Iron		Cast	400	42																		40
	41	Hardened Cast Iron		Hardened	550	55																		41

CARBIDE
HSS
THREAD MILLS
SYNCHRO TAPS
COMBO TAPS
YG TAP GENERAL
YG TAP STEEL
YG TAP HARDENED
YG TAP INOX
YG TAP CAST IRON
YG TAP ALU
YG TAP Ti Ni
YG TAP FORMING
NUT TAPS
STI TAPS
PIPE TAPS
TECHNICAL DATA

YG TAP FORMING

TD703 SERIES

M ISO metric coarse threads DIN 13

Metrisches ISO-Gewinde DIN 13
ISO MÉTRIQUE DIN13
ISO Metrico passo grosso DIN 13

▶ Suitable for threading soft materials with at least 8-10% elongation.
▶ The pre-drilling holes are bigger than normal sized holes.

▶ Geeignet zum Gewindeformen weicher Werkstoffe mit mindestens 8-10% Dehnung.
▶ Die Kernlochbohrungen sind größer als normale Kernlöcher.

DIN 371

DIN 376

Hole type
3.0×D

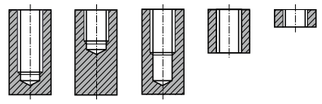

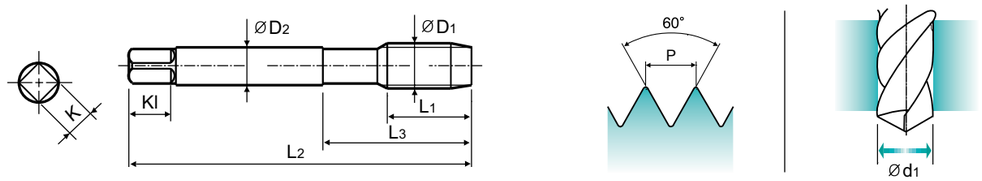

Material groups **GV** | HSS-E | DIN 371/376 | 6HX | 60° | C | TiN

Cold forming taps with oil grooves
Gewindeformer mit Schmiernuten

Recommended Cutting Page : P.285

Unit : mm

SIZE	Pitch	EDP No.	Thread Length	Overall Length	Neck Length	Shank Diameter	Square Size	Square Length	Tapping Drill Diameter
ØD1	P	TiN	L1	L2	L3	ØD2	K	Kl	Ød1
M2	× 0.4	**TD703136**	8	45	13	2.8	2.1	5	1.83
M2.2	× 0.45	**TD703156**	8	45	13	2.8	2.1	5	2
*M2.3	× 0.4	**TD703196**	8	45	13	2.8	2.1	5	2.1
M2.5	× 0.45	**TD703176**	9	50	15	2.8	2.1	5	2.3
*M2.6	× 0.45	**TD703496**	9	50	15	2.8	2.1	5	2.4
M3	× 0.5	**TD703206**	11	56	18	3.5	2.7	6	2.8
M3.5	× 0.6	**TD703226**	12	56	20	4	3	6	3.25
M4	× 0.7	**TD703246**	13	63	21	4.5	3.4	6	3.7
M4.5	× 0.75	**TD703266**	14	70	25	6	4.9	8	4.15
M5	× 0.8	**TD703286**	15	70	25	6	4.9	8	4.65
M6	× 1	**TD703316**	17	80	30	6	4.9	8	5.55
M7	× 1	**TD703346**	17	80	30	7	5.5	8	6.55
M8	× 1.25	**TD703366**	20	90	35	8	6.2	9	7.4
M9	× 1.25	**TD703396**	20	90	35	9	7	10	8.4
M10	× 1.5	**TD703426**	22	100	39	10	8	11	9.3
M11	× 1.5	**TD703466**	22	100	40	8	6.2	9	10.3
M12	× 1.75	**TD703506**	24	110	44	9	7	10	11.2
M14	× 2	**TD703546**	26	110	44	11	9	12	13
M16	× 2	**TD703606**	27	110	44	12	9	12	15
M18	× 2.5	**TD703656**	30	125	50	14	11	14	16.8
M20	× 2.5	**TD703706**	32	140	54	16	12	15	18.8

▶DIN 371(M2~M10) and DIN 376(M11~M20)
▶* DIN profile not ISO

◎ : Excellent ○ : Good

ISO	P											M			K					
Material Description	Non-alloy steel					Low alloy steel				High alloyed steel, and tool steel		Stainless steel			Grey cast iron		Nodular cast iron		Malleable cast iron	
VDI 3323	1	2	3	4	5	6	7	8	9	10	11	12	13	14	15	16	17	18	19	20
HRc		13	25	28	32	10	29	32	38	15	35	15	23	10	10	26	3	25		21
HB	125	190	250	270	300	180	275	300	350	200	325	200	240	180	180	260	160	250	130	230
Recommended	◎	◎	◎			◎						○	○	○						

ISO	N										S							H			
Material Description	Aluminum-wrought alloy		Aluminum-cast, alloyed			Copper and Copper Alloys (Bronze / Brass)			Non Metallic Materials		Heat Resistant Super Alloys					Titanium Alloys		Hardened steel		Chilled Cast Iron	Hardened Cast Iron
VDI 3323	21	22	23	24	25	26	27	28	29	30	31	32	33	34	35	36	37	38	39	40	41
HRc											15	30	25	38	34			55	60	42	55
HB	60	100	75	90	130	110	90	100			200	280	250	350	320	400Rm	1050Rm	550	630	400	550
Recommended	◎	◎	○	○		○		○													

YG TAP FORMING

TE703 SERIES

M ISO metric coarse threads DIN 13

Metrisches ISO-Gewinde DIN 13
ISO MÉTRIQUE DIN13
ISO Metrico passo grosso DIN 13

▶ Suitable for threading soft materials with at least 8-10% elongation.
▶ The pre-drilling holes are bigger than normal sized holes.

▶ Geeignet zum Gewindeformen weicher Werkstoffe mit mindestens 8-10% Dehnung.
▶Die Kernlochbohrungen sind größer als normale Kernlöcher.

DIN 371

DIN 376

Hole type
3.0×D

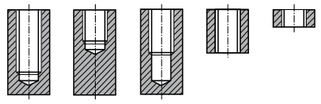

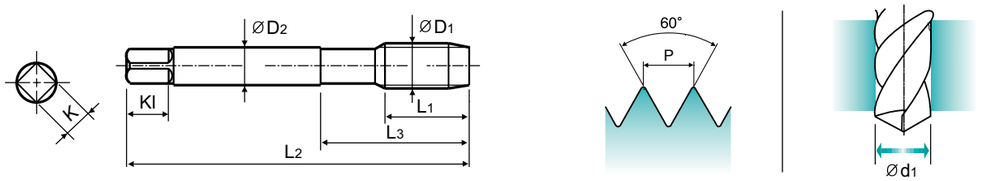

Material groups **GV** | HSS-E | DIN 371/376 | 6HX | 60° | C | NI

Cold forming taps with oil grooves
Gewindeformer mit Schmiernuten

Recommended Cutting Page : P.285

Unit : mm

SIZE	Pitch	EDP No.	Thread Length	Overall Length	Neck Length	Shank Diameter	Square Size	Square Length	Tapping Drill Diameter
ØD1	P	Ni	L1	L2	L3	ØD2	K	Kl	Ød1
M2	× 0.4	**TE703136**	8	45	13	2.8	2.1	5	1.83
M2.2	× 0.45	**TE703156**	8	45	13	2.8	2.1	5	2
*M2.3	× 0.4	**TE703196**	8	45	13	2.8	2.1	5	2.1
M2.5	× 0.45	**TE703176**	9	50	15	2.8	2.1	5	2.3
*M2.6	× 0.45	**TE703496**	9	50	15	2.8	2.1	5	2.4
M3	× 0.5	**TE703206**	11	56	18	3.5	2.7	6	2.8
M3.5	× 0.6	**TE703226**	12	56	20	4	3	6	3.25
M4	× 0.7	**TE703246**	13	63	21	4.5	3.4	6	3.7
M4.5	× 0.75	**TE703266**	14	70	25	6	4.9	8	4.15
M5	× 0.8	**TE703286**	15	70	25	6	4.9	8	4.65
M6	× 1	**TE703316**	17	80	30	6	4.9	8	5.55
M7	× 1	**TE703346**	17	80	30	7	5.5	8	6.55
M8	× 1.25	**TE703366**	20	90	35	8	6.2	9	7.4
M9	× 1.25	**TE703396**	20	90	35	9	7	10	8.4
M10	× 1.5	**TE703426**	22	100	39	10	8	11	9.3
M11	× 1.5	**TE703466**	22	100	40	8	6.2	9	10.3
M12	× 1.75	**TE703506**	24	110	44	9	7	10	11.2
M14	× 2	**TE703546**	26	110	44	11	9	12	13
M16	× 2	**TE703606**	27	110	44	12	9	12	15
M18	× 2.5	**TE703656**	30	125	50	14	11	14	16.8
M20	× 2.5	**TE703706**	32	140	54	16	12	15	18.8

▶DIN 371(M2~M10) and DIN 376(M11~M20)
▶* DIN profile not ISO

◎ : Excellent ○ : Good

ISO	P											M			K					
Material Description	Non-alloy steel					Low alloy steel				High alloyed steel, and tool steel		Stainless steel			Grey cast iron		Nodular cast iron		Malleable cast iron	
VDI 3323	1	2	3	4	5	6	7	8	9	10	11	12	13	14	15	16	17	18	19	20
HRc		13	25	28	32	10	29	32	38	15	35	15	23	10	10	26	3	25		21
HB	125	190	250	270	300	180	275	300	350	200	325	200	240	180	180	260	160	250	130	230
Recommended	◎	◎	◎			◎						○	○	○						

ISO	N										S							H			
Material Description	Aluminum-wrought alloy		Aluminum-cast, alloyed			Copper and Copper Alloys (Bronze / Brass)			Non Metallic Materials		Heat Resistant Super Alloys					Titanium Alloys		Hardened steel		Chilled Cast Iron	Hardened Cast Iron
VDI 3323	21	22	23	24	25	26	27	28	29	30	31	32	33	34	35	36	37	38	39	40	41
HRc											15	30	25	38	34			55	60	42	55
HB	60	100	75	90	130	110	90	100			200	280	250	350	320	400Rm	1050Rm	550	630	400	550
Recommended	◎	◎	○	○		○		○													

CARBIDE
HSS
THREAD MILLS
SYNCHRO TAPS
COMBO TAPS
YG TAP GENERAL
YG TAP STEEL
YG TAP HARDENED
YG TAP INOX
YG TAP CAST IRON
YG TAP ALU
YG TAP Ti Ni
YG TAP FORMING
NUT TAPS
STI TAPS
PIPE TAPS
TECHNICAL DATA

YG TAP FORMING

TY703 SERIES

M ISO metric coarse threads DIN 13

Metrisches ISO-Gewinde DIN 13
ISO MÉTRIQUE DIN13
ISO Metrico passo grosso DIN 13

▶ Suitable for threading soft materials with at least 8-10% elongation.
▶ The pre-drilling holes are bigger than normal sized holes.

▶ Geeignet zum Gewindeformen weicher Werkstoffe mit mindestens 8-10% Dehnung.
▶ Die Kernlochbohrungen sind größer als normale Kernlöcher.

DIN 371

DIN 376

Hole type
3.0×D

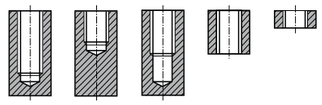

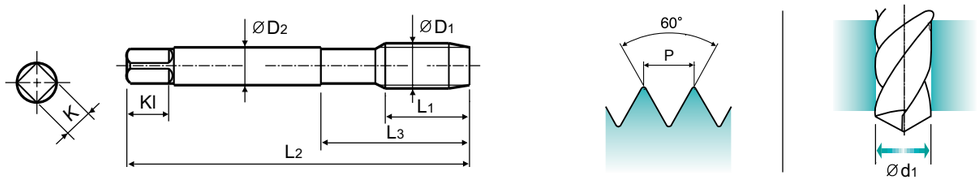

Material groups **GV** | HSS-E | DIN 371/376 | 6HX | 60° | C | TiAlN

Cold forming taps with oil grooves
Gewindeformer mit Schmiernuten

Recommended Cutting Page : P.285

Unit : mm

SIZE	Pitch	EDP No.	Thread Length	Overall Length	Neck Length	Shank Diameter	Square Size	Square Length	Tapping Drill Diameter
ØD1	P	TiAlN	L1	L2	L3	ØD2	K	Kl	Ød1
M2	× 0.4	**TY703136**	8	45	13	2.8	2.1	5	1.83
M2.2	× 0.45	**TY703156**	8	45	13	2.8	2.1	5	2
*M2.3	× 0.4	**TY703196**	8	45	13	2.8	2.1	5	2.1
M2.5	× 0.45	**TY703176**	9	50	15	2.8	2.1	5	2.3
*M2.6	× 0.45	**TY703496**	9	50	15	2.8	2.1	5	2.4
M3	× 0.5	**TY703206**	11	56	18	3.5	2.7	6	2.8
M3.5	× 0.6	**TY703226**	12	56	20	4	3	6	3.25
M4	× 0.7	**TY703246**	13	63	21	4.5	3.4	6	3.7
M4.5	× 0.75	**TY703266**	14	70	25	6	4.9	8	4.15
M5	× 0.8	**TY703286**	15	70	25	6	4.9	8	4.65
M6	× 1	**TY703316**	17	80	30	6	4.9	8	5.55
M7	× 1	**TY703346**	17	80	30	7	5.5	8	6.55
M8	× 1.25	**TY703366**	20	90	35	8	6.2	9	7.4
M9	× 1.25	**TY703396**	20	90	35	9	7	10	8.4
M10	× 1.5	**TY703426**	22	100	39	10	8	11	9.3
M11	× 1.5	**TY703466**	22	100	40	8	6.2	9	10.3
M12	× 1.75	**TY703506**	24	110	44	9	7	10	11.2
M14	× 2	**TY703546**	26	110	44	11	9	12	13
M16	× 2	**TY703606**	27	110	44	12	9	12	15
M18	× 2.5	**TY703656**	30	125	50	14	11	14	16.8
M20	× 2.5	**TY703706**	32	140	54	16	12	15	18.8

▶DIN 371(M2~M10) and DIN 376(M11~M20)
▶* DIN profile not ISO

◎ : Excellent ○ : Good

ISO	P											M			K					
Material Description	Non-alloy steel					Low alloy steel				High alloyed steel, and tool steel		Stainless steel			Grey cast iron		Nodular cast iron		Malleable cast iron	
VDI 3323	1	2	3	4	5	6	7	8	9	10	11	12	13	14	15	16	17	18	19	20
HRc		13	25	28	32	10	29	32	38	15	35	15	23	10	10	26	3	25		21
HB	125	190	250	270	300	180	275	300	350	200	325	200	240	180	180	260	160	250	130	230
Recommended	◎	◎	◎			◎						○	○	○						

ISO	N										S							H			
Material Description	Aluminum-wrought alloy		Aluminum-cast, alloyed			Copper and Copper Alloys (Bronze / Brass)			Non Metallic Materials		Heat Resistant Super Alloys					Titanium Alloys		Hardened steel		Chilled Cast Iron	Hardened Cast Iron
VDI 3323	21	22	23	24	25	26	27	28	29	30	31	32	33	34	35	36	37	38	39	40	41
HRc											15	30	25	38	34			55	60	42	55
HB	60	100	75	90	130	110	90	100			200	280	250	350	320	400Rm	1050Rm	550	630	400	550
Recommended	◎	◎	○	○		○		◎													

YG TAP FORMING

TQ703 SERIES

M ISO metric coarse threads DIN 13

Metrisches ISO-Gewinde DIN 13
ISO MÉTRIQUE DIN13
ISO Metrico passo grosso DIN 13

▶ Suitable for threading soft materials with at least 8-10% elongation in the best substrate.
▶ The pre-drilling holes are bigger than normal sized holes.

▶ Aus bestem Werkstoff geeignet zum Gewindeformen weicher Werkstoffe mit mindestens 8-10% Dehnung.
▶ Die Kernlochbohrungen sind größer als normale Kernlöcher.

DIN 371

DIN 376

Hole type
3.0×D

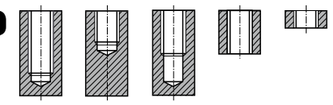

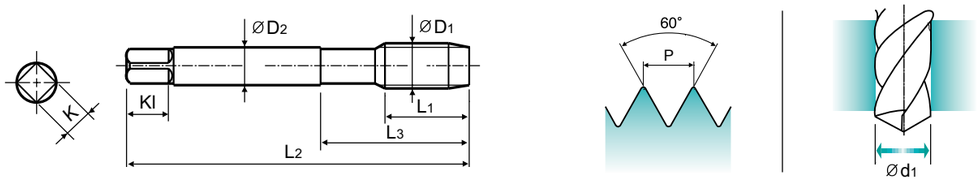

Material groups **GV** | HSS-PM | DIN 371/376 | 6HX | 60° | C | Vap

Cold forming taps with oil grooves
Gewindeformer mit Schmiernuten

Recommended Cutting Page : P.285

Unit : mm

SIZE	Pitch	EDP No.	Thread Length	Overall Length	Neck Length	Shank Diameter	Square Size	Square Length	Tapping Drill Diameter
ØD1	P	Vap	L1	L2	L3	ØD2	K	Kl	Ød1
M2	× 0.4	**TQ703136**	8	45	13	2.8	2.1	5	1.83
M2.2	× 0.45	**TQ703156**	8	45	13	2.8	2.1	5	2
*M2.3	× 0.4	**TQ703196**	8	45	13	2.8	2.1	5	2.1
M2.5	× 0.45	**TQ703176**	9	50	15	2.8	2.1	5	2.3
*M2.6	× 0.45	**TQ703496**	9	50	15	2.8	2.1	5	2.4
M3	× 0.5	**TQ703206**	11	56	18	3.5	2.7	6	2.8
M3.5	× 0.6	**TQ703226**	12	56	20	4	3	6	3.25
M4	× 0.7	**TQ703246**	13	63	21	4.5	3.4	6	3.7
M4.5	× 0.75	**TQ703266**	14	70	25	6	4.9	8	4.15
M5	× 0.8	**TQ703286**	15	70	25	6	4.9	8	4.65
M6	× 1	**TQ703316**	17	80	30	6	4.9	8	5.55
M7	× 1	**TQ703346**	17	80	30	7	5.5	8	6.55
M8	× 1.25	**TQ703366**	20	90	35	8	6.2	9	7.4
M9	× 1.25	**TQ703396**	20	90	35	9	7	10	8.4
M10	× 1.5	**TQ703426**	22	100	39	10	8	11	9.3
M11	× 1.5	**TQ703466**	22	100	40	8	6.2	9	10.3
M12	× 1.75	**TQ703506**	24	110	44	9	7	10	11.2
M14	× 2	**TQ703546**	26	110	44	11	9	12	13
M16	× 2	**TQ703606**	27	110	44	12	9	12	15
M18	× 2.5	**TQ703656**	30	125	50	14	11	14	16.8
M20	× 2.5	**TQ703706**	32	140	54	16	12	15	18.8

▶DIN 371(M2~M10) and DIN 376(M11~M20)
▶* DIN profile not ISO

◎ : Excellent ○ : Good

ISO	P											M			K					
Material Description	Non-alloy steel					Low alloy steel				High alloyed steel, and tool steel		Stainless steel			Grey cast iron		Nodular cast iron		Malleable cast iron	
VDI 3323	1	2	3	4	5	6	7	8	9	10	11	12	13	14	15	16	17	18	19	20
HRc		13	25	28	32	10	29	32	38	15	35	15	23	10	10	26	3	25		21
HB	125	190	250	270	300	180	275	300	350	200	325	200	240	180	180	260	160	250	130	230
Recommended	◎	◎	◎			◎						○	○	○						

ISO	N										S							H			
Material Description	Aluminum-wrought alloy		Aluminum-cast, alloyed			Copper and Copper Alloys (Bronze / Brass)			Non Metallic Materials		Heat Resistant Super Alloys					Titanium Alloys		Hardened steel		Chilled Cast Iron	Hardened Cast Iron
VDI 3323	21	22	23	24	25	26	27	28	29	30	31	32	33	34	35	36	37	38	39	40	41
HRc											15	30	25	38	34			55	60	42	55
HB	60	100	75	90	130	110	90	100			200	280	250	350	320	400Rm	1050Rm	550	630	400	550
Recommended	◎	◎	○	○		○		○													

CARBIDE
HSS
THREAD MILLS
SYNCHRO TAPS
COMBO TAPS
YG TAP GENERAL
YG TAP STEEL
YG TAP HARDENED
YG TAP INOX
YG TAP CAST IRON
YG TAP ALU
YG TAP Ti Ni
YG TAP FORMING
NUT TAPS
STI TAPS
PIPE TAPS
TECHNICAL DATA

YG TAP FORMING

TD713 SERIES

M ISO metric coarse threads DIN 13

Metrisches ISO-Gewinde DIN 13
ISO MÉTRIQUE DIN13
ISO Metrico passo grosso DIN 13

▶ Suitable for threading soft materials with at least 8-10% elongation.
▶ The pre-drilling holes are bigger than normal sized holes.

▶ Geeignet zum Gewindeformen weicher Werkstoffe mit mindestens 8-10% Dehnung.
▶ Die Kernlochbohrungen sind größer als normale Kernlöcher.

DIN 371

DIN 376

Hole type
3.0×D

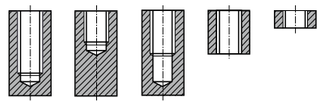

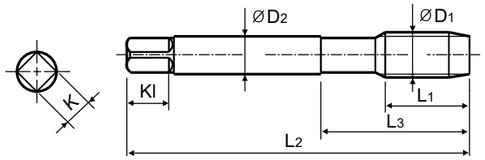

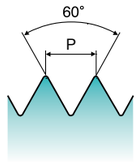

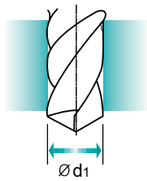

Material groups **GV** | HSS-E | DIN 371/376 | 6GX | 60° | C | TiN

Cold forming taps with oil grooves
Gewindeformer mit Schmiernuten

Recommended Cutting Page : P.285

Unit : mm

SIZE	Pitch	EDP No.	Thread Length	Overall Length	Neck Length	Shank Diameter	Square Size	Square Length	Tapping Drill Diameter
ØD1	P	TiN	L1	L2	L3	ØD2	K	Kl	Ød1
M2	× 0.4	**TD713136**	8	45	13	2.8	2.1	5	1.83
M2.2	× 0.45	**TD713156**	8	45	13	2.8	2.1	5	2
*M2.3	× 0.4	**TD713196**	8	45	13	2.8	2.1	5	2.1
M2.5	× 0.45	**TD713176**	9	50	15	2.8	2.1	5	2.3
*M2.6	× 0.45	**TD713496**	9	50	15	2.8	2.1	5	2.4
M3	× 0.5	**TD713206**	11	56	18	3.5	2.7	6	2.8
M3.5	× 0.6	**TD713226**	12	56	20	4	3	6	3.25
M4	× 0.7	**TD713246**	13	63	21	4.5	3.4	6	3.7
M4.5	× 0.75	**TD713266**	14	70	25	6	4.9	8	4.15
M5	× 0.8	**TD713286**	15	70	25	6	4.9	8	4.65
M6	× 1	**TD713316**	17	80	30	6	4.9	8	5.55
M7	× 1	**TD713346**	17	80	30	7	5.5	8	6.55
M8	× 1.25	**TD713366**	20	90	35	8	6.2	9	7.4
M9	× 1.25	**TD713396**	20	90	35	9	7	10	8.4
M10	× 1.5	**TD713426**	22	100	39	10	8	11	9.3
M11	× 1.5	**TD713466**	22	100	40	8	6.2	9	10.3
M12	× 1.75	**TD713506**	24	110	44	9	7	10	11.2
M14	× 2	**TD713546**	26	110	44	11	9	12	13
M16	× 2	**TD713606**	27	110	44	12	9	12	15
M18	× 2.5	**TD713656**	30	125	50	14	11	14	16.8
M20	× 2.5	**TD713706**	32	140	54	16	12	15	18.8

▶DIN 371(M2~M10) and DIN 376(M11~M20)
▶* DIN profile not ISO

◎ : Excellent ○ : Good

ISO	P											M			K					
Material Description	Non-alloy steel					Low alloy steel				High alloyed steel, and tool steel		Stainless steel			Grey cast iron		Nodular cast iron		Malleable cast iron	
VDI 3323	1	2	3	4	5	6	7	8	9	10	11	12	13	14	15	16	17	18	19	20
HRc		13	25	28	32	10	29	32	38	15	35	15	23	10	10	26	3	25		21
HB	125	190	250	270	300	180	275	300	350	200	325	200	240	180	180	260	160	250	130	230
Recommended	◎	◎	◎			◎						○	○	○						

ISO	N										S							H			
Material Description	Aluminum-wrought alloy		Aluminum-cast, alloyed			Copper and Copper Alloys (Bronze / Brass)			Non Metallic Materials		Heat Resistant Super Alloys					Titanium Alloys		Hardened steel		Chilled Cast Iron	Hardened Cast Iron
VDI 3323	21	22	23	24	25	26	27	28	29	30	31	32	33	34	35	36	37	38	39	40	41
HRc											15	30	25	38	34			55	60	42	55
HB	60	100	75	90	130	110	90	100			200	280	250	350	320	400Rm	1050Rm	550	630	400	550
Recommended	◎	◎	○	○		○		◎													

YG TAP FORMING

TE713 SERIES

M ISO metric coarse threads DIN 13

Metrisches ISO-Gewinde DIN 13
ISO MÉTRIQUE DIN13
ISO Metrico passo grosso DIN 13

▶ Suitable for threading soft materials with at least 8-10% elongation.
▶ The pre-drilling holes are bigger than normal sized holes.

▶ Aus bestem Werkstoff geeignet zum Gewindeformen weicher Werkstoffe mit mindestens 8-10% Dehnung.
▶ Die Kernlochbohrungen sind größer als normale Kernlöcher.

DIN 371

DIN 376

Hole type
3.0×D

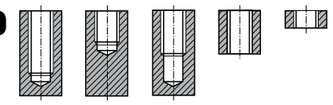

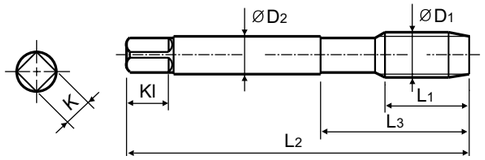

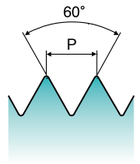

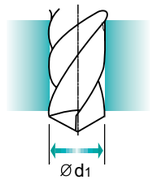

Material groups **GV** | HSS-E | DIN 371/376 | 6GX | 60° | C | NI

Cold forming taps with oil grooves
Gewindeformer mit Schmiernuten

Recommended Cutting Page : P.285

Unit : mm

SIZE	Pitch	EDP No.	Thread Length	Overall Length	Neck Length	Shank Diameter	Square Size	Square Length	Tapping Drill Diameter
ØD1	P	Ni	L1	L2	L3	ØD2	K	Kl	Ød1
M2	× 0.4	**TE713136**	8	45	13	2.8	2.1	5	1.83
M2.2	× 0.45	**TE713156**	8	45	13	2.8	2.1	5	2
*M2.3	× 0.4	**TE713196**	8	45	13	2.8	2.1	5	2.1
M2.5	× 0.45	**TE713176**	9	50	15	2.8	2.1	5	2.3
*M2.6	× 0.45	**TE713496**	9	50	15	2.8	2.1	5	2.4
M3	× 0.5	**TE713206**	11	56	18	3.5	2.7	6	2.8
M3.5	× 0.6	**TE713226**	12	56	20	4	3	6	3.25
M4	× 0.7	**TE713246**	13	63	21	4.5	3.4	6	3.7
M4.5	× 0.75	**TE713266**	14	70	25	6	4.9	8	4.15
M5	× 0.8	**TE713286**	15	70	25	6	4.9	8	4.65
M6	× 1	**TE713316**	17	80	30	6	4.9	8	5.55
M7	× 1	**TE713346**	17	80	30	7	5.5	8	6.55
M8	× 1.25	**TE713366**	20	90	35	8	6.2	9	7.4
M9	× 1.25	**TE713396**	20	90	35	9	7	10	8.4
M10	× 1.5	**TE713426**	22	100	39	10	8	11	9.3
M11	× 1.5	**TE713466**	22	100	40	8	6.2	9	10.3
M12	× 1.75	**TE713506**	24	110	44	9	7	10	11.2
M14	× 2	**TE713546**	26	110	44	11	9	12	13
M16	× 2	**TE713606**	27	110	44	12	9	12	15
M18	× 2.5	**TE713656**	30	125	50	14	11	14	16.8
M20	× 2.5	**TE713706**	32	140	54	16	12	15	18.8

▶DIN 371(M2~M10) and DIN 376(M11~M20)
▶* DIN profile not ISO

◎ : Excellent ○ : Good

ISO	P											M			K					
Material Description	Non-alloy steel					Low alloy steel				High alloyed steel, and tool steel		Stainless steel			Grey cast iron		Nodular cast iron		Malleable cast iron	
VDI 3323	1	2	3	4	5	6	7	8	9	10	11	12	13	14	15	16	17	18	19	20
HRc		13	25	28	32	10	29	32	38	15	35	15	23	10	10	26	3	25		21
HB	125	190	250	270	300	180	275	300	350	200	325	200	240	180	180	260	160	250	130	230
Recommended	◎	◎	◎			◎						○	○	○						

ISO	N										S							H			
Material Description	Aluminum-wrought alloy		Aluminum-cast, alloyed			Copper and Copper Alloys (Bronze / Brass)			Non Metallic Materials		Heat Resistant Super Alloys					Titanium Alloys		Hardened steel		Chilled Cast Iron	Hardened Cast Iron
VDI 3323	21	22	23	24	25	26	27	28	29	30	31	32	33	34	35	36	37	38	39	40	41
HRc											15	30	25	38	34			55	60	42	55
HB	60	100	75	90	130	110	90	100			200	280	250	350	320	400Rm	1050Rm	550	630	400	550
Recommended	◎	◎	○	○		○		○													

CARBIDE
HSS
THREAD MILLS
SYNCHRO TAPS
COMBO TAPS
YG TAP GENERAL
YG TAP STEEL
YG TAP HARDENED
YG TAP INOX
YG TAP CAST IRON
YG TAP ALU
YG TAP Ti Ni
YG TAP FORMING
NUT TAPS
STI TAPS
PIPE TAPS
TECHNICAL DATA

YG TAP FORMING

TQ723 SERIES

M ISO metric coarse threads DIN 13

Metrisches ISO-Gewinde DIN 13
ISO MÉTRIQUE DIN13
ISO Metrico passo grosso DIN 13

- ▶ Suitable for threading soft materials with at least 8-10% elongation in the best substrate.
- ▶ The pre-drilling holes are bigger than normal sized holes.

- ▶ Aus bestem Werkstoff geeignet zum Gewindeformen weicher Werkstoffe mit mindestens 8-10% Dehnung.
- ▶ Die Kernlochbohrungen sind größer als normale Kernlöcher.

DIN 371

DIN 376

Hole type
3.0×D

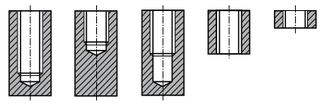

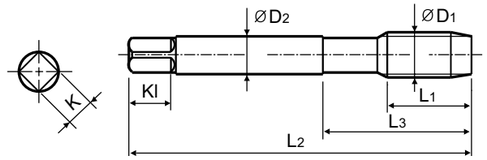

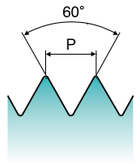

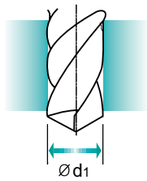

Material groups **GV** | HSS-PM | DIN 371/376 | 6HX | 60° | C | Vap

Cold forming taps
Gewindeformer

Recommended Cutting Page : P.285

Unit : mm

SIZE	Pitch	EDP No.	Thread Length	Overall Length	Neck Length	Shank Diameter	Square Size	Square Length	Tapping Drill Diameter
ØD1	P	Vap	L1	L2	L3	ØD2	K	Kl	Ød1
M2	× 0.4	**TQ723136**	8	45	13	2.8	2.1	5	1.83
M2.2	× 0.45	**TQ723156**	8	45	13	2.8	2.1	5	2
*M2.3	× 0.4	**TQ723196**	8	45	13	2.8	2.1	5	2.1
M2.5	× 0.45	**TQ723176**	9	50	15	2.8	2.1	5	2.3
*M2.6	× 0.45	**TQ723496**	9	50	15	2.8	2.1	5	2.4
M3	× 0.5	**TQ723206**	11	56	18	3.5	2.7	6	2.8
M3.5	× 0.6	**TQ723226**	12	56	20	4	3	6	3.25
M4	× 0.7	**TQ723246**	13	63	21	4.5	3.4	6	3.7
M4.5	× 0.75	**TQ723266**	14	70	25	6	4.9	8	4.15
M5	× 0.8	**TQ723286**	15	70	25	6	4.9	8	4.65
M6	× 1	**TQ723316**	17	80	30	6	4.9	8	5.55
M7	× 1	**TQ723346**	17	80	30	7	5.5	8	6.55
M8	× 1.25	**TQ723366**	20	90	35	8	6.2	9	7.4
M9	× 1.25	**TQ723396**	20	90	35	9	7	10	8.4
M10	× 1.5	**TQ723426**	22	100	39	10	8	11	9.3
M11	× 1.5	**TQ723466**	22	100	40	8	6.2	9	10.3
M12	× 1.75	**TQ723506**	24	110	44	9	7	10	11.2
M14	× 2	**TQ723546**	26	110	44	11	9	12	13
M16	× 2	**TQ723606**	27	110	44	12	9	12	15
M18	× 2.5	**TQ723656**	30	125	50	14	11	14	16.8
M20	× 2.5	**TQ723706**	32	140	54	16	12	15	18.8

▶DIN 371(M2~M10) and DIN 376(M11~M20)
▶* DIN profile not ISO

◎ : Excellent ○ : Good

ISO	P											M			K					
Material Description	Non-alloy steel					Low alloy steel				High alloyed steel, and tool steel		Stainless steel			Grey cast iron		Nodular cast iron		Malleable cast iron	
VDI 3323	1	2	3	4	5	6	7	8	9	10	11	12	13	14	15	16	17	18	19	20
HRc		13	25	28	32	10	29	32	38	15	35	15	23	10	10	26	3	25		21
HB	125	190	250	270	300	180	275	300	350	200	325	200	240	180	180	260	160	250	130	230
Recommended	◎	◎	◎			◎						○	○	○						

ISO	N										S							H			
Material Description	Aluminum-wrought alloy		Aluminum-cast, alloyed			Copper and Copper Alloys (Bronze / Brass)			Non Metallic Materials		Heat Resistant Super Alloys					Titanium Alloys		Hardened steel		Chilled Cast Iron	Hardened Cast Iron
VDI 3323	21	22	23	24	25	26	27	28	29	30	31	32	33	34	35	36	37	38	39	40	41
HRc											15	30	25	38	34			55	60	42	55
HB	60	100	75	90	130	110	90	100			200	280	250	350	320	400Rm	1050Rm	550	630	400	550
Recommended	◎	◎	○	○		○		○													

YG TAP FORMING

TE723 SERIES

M ISO metric coarse threads DIN 13

Metrisches ISO-Gewinde DIN 13
ISO MÉTRIQUE DIN13
ISO Metrico passo grosso DIN 13

- ▶ Suitable for threading soft materials with at least 8-10% elongation.
- ▶ The pre-drilling holes are bigger than normal sized holes.

- ▶ Geeignet zum Gewindeformen weicher Werkstoffe mit mindestens 8-10% Dehnung.
- ▶ Die Kernlochbohrungen sind größer als normale Kernlöcher.

DIN 371

DIN 376

Hole type
3.0×D

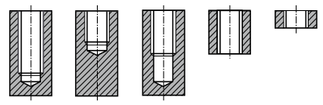

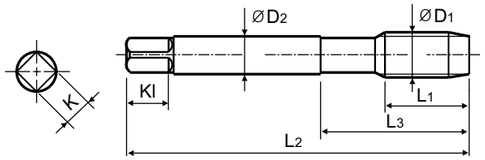

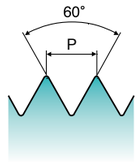

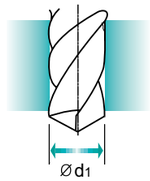

Material groups **GV** | HSS-E | DIN 371/376 | 6HX | 60° | C | NI

Cold forming taps
Gewindeformer

Recommended Cutting Page : P.285

Unit : mm

SIZE	Pitch	EDP No.	Thread Length	Overall Length	Neck Length	Shank Diameter	Square Size	Square Length	Tapping Drill Diameter
ØD1	P	Ni	L1	L2	L3	ØD2	K	Kl	Ød1
M2	× 0.4	**TE723136**	8	45	13	2.8	2.1	5	1.83
M2.2	× 0.45	**TE723156**	8	45	13	2.8	2.1	5	2
*M2.3	× 0.4	**TE723196**	8	45	13	2.8	2.1	5	2.1
M2.5	× 0.45	**TE723176**	9	50	15	2.8	2.1	5	2.3
*M2.6	× 0.45	**TE723496**	9	50	15	2.8	2.1	5	2.4
M3	× 0.5	**TE723206**	11	56	18	3.5	2.7	6	2.8
M3.5	× 0.6	**TE723226**	12	56	20	4	3	6	3.25
M4	× 0.7	**TE723246**	13	63	21	4.5	3.4	6	3.7
M4.5	× 0.75	**TE723266**	14	70	25	6	4.9	8	4.15
M5	× 0.8	**TE723286**	15	70	25	6	4.9	8	4.65
M6	× 1	**TE723316**	17	80	30	6	4.9	8	5.55
M7	× 1	**TE723346**	17	80	30	7	5.5	8	6.55
M8	× 1.25	**TE723366**	20	90	35	8	6.2	9	7.4
M9	× 1.25	**TE723396**	20	90	35	9	7	10	8.4
M10	× 1.5	**TE723426**	22	100	39	10	8	11	9.3
M11	× 1.5	**TE723466**	22	100	40	8	6.2	9	10.3
M12	× 1.75	**TE723506**	24	110	44	9	7	10	11.2
M14	× 2	**TE723546**	26	110	44	11	9	12	13
M16	× 2	**TE723606**	27	110	44	12	9	12	15
M18	× 2.5	**TE723656**	30	125	50	14	11	14	16.8
M20	× 2.5	**TE723706**	32	140	54	16	12	15	18.8

▶DIN 371(M2~M10) and DIN 376(M11~M20)
▶* DIN profile not ISO

◎ : Excellent ○ : Good

ISO	P											M			K					
Material Description	Non-alloy steel					Low alloy steel				High alloyed steel, and tool steel		Stainless steel			Grey cast iron		Nodular cast iron		Malleable cast iron	
VDI 3323	1	2	3	4	5	6	7	8	9	10	11	12	13	14	15	16	17	18	19	20
HRc		13	25	28	32	10	29	32	38	15	35	15	23	10	10	26	3	25		21
HB	125	190	250	270	300	180	275	300	350	200	325	200	240	180	180	260	160	250	130	230
Recommended	◎	◎	◎			◎						○	○	○						

ISO	N										S							H			
Material Description	Aluminum-wrought alloy		Aluminum-cast, alloyed			Copper and Copper Alloys (Bronze / Brass)			Non Metallic Materials		Heat Resistant Super Alloys					Titanium Alloys		Hardened steel		Chilled Cast Iron	Hardened Cast Iron
VDI 3323	21	22	23	24	25	26	27	28	29	30	31	32	33	34	35	36	37	38	39	40	41
HRc											15	30	25	38	34			55	60	42	55
HB	60	100	75	90	130	110	90	100			200	280	250	350	320	400Rm	1050Rm	550	630	400	550
Recommended	◎	◎	○	○		○		○													

CARBIDE
HSS
THREAD MILLS
SYNCHRO TAPS
COMBO TAPS
YG TAP GENERAL
YG TAP STEEL
YG TAP HARDENED
YG TAP INOX
YG TAP CAST IRON
YG TAP ALU
YG TAP Ti Ni
YG TAP FORMING
NUT TAPS
STI TAPS
PIPE TAPS
TECHNICAL DATA

YG TAP FORMING

TD723 SERIES

M ISO metric coarse threads DIN 13

Metrisches ISO-Gewinde DIN 13
ISO MÉTRIQUE DIN13
ISO Metrico passo grosso DIN 13

▶ Suitable for threading soft materials with at least 8-10% elongation.
▶ The pre-drilling holes are bigger than normal sized holes.

▶ Geeignet zum Gewindeformen weicher Werkstoffe mit mindestens 8-10% Dehnung.
▶ Die Kernlochbohrungen sind größer als normale Kernlöcher.

DIN 371

DIN 376

Hole type
3.0×D

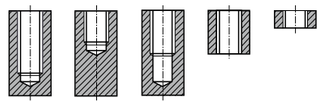

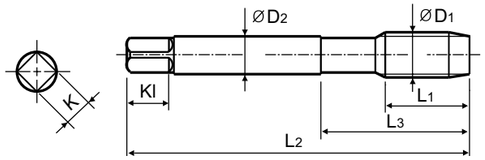

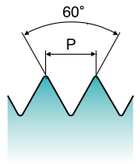

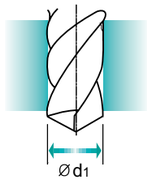

Material groups **GV** | HSS-E | DIN 371/376 | 6HX | 60° | C | TiN

Cold forming taps
Gewindeformer

Recommended Cutting Page : P.285

Unit : mm

SIZE	Pitch	EDP No.	Thread Length	Overall Length	Neck Length	Shank Diameter	Square Size	Square Length	Tapping Drill Diameter
ØD1	P	TiN	L1	L2	L3	ØD2	K	Kl	Ød1
M2	× 0.4	**TD723136**	8	45	13	2.8	2.1	5	1.83
M2.2	× 0.45	**TD723156**	8	45	13	2.8	2.1	5	2
*M2.3	× 0.4	**TD723196**	8	45	13	2.8	2.1	5	2.1
M2.5	× 0.45	**TD723176**	9	50	15	2.8	2.1	5	2.3
*M2.6	× 0.45	**TD723496**	9	50	15	2.8	2.1	5	2.4
M3	× 0.5	**TD723206**	11	56	18	3.5	2.7	6	2.8
M3.5	× 0.6	**TD723226**	12	56	20	4	3	6	3.25
M4	× 0.7	**TD723246**	13	63	21	4.5	3.4	6	3.7
M4.5	× 0.75	**TD723266**	14	70	25	6	4.9	8	4.15
M5	× 0.8	**TD723286**	15	70	25	6	4.9	8	4.65
M6	× 1	**TD723316**	17	80	30	6	4.9	8	5.55
M7	× 1	**TD723346**	17	80	30	7	5.5	8	6.55
M8	× 1.25	**TD723366**	20	90	35	8	6.2	9	7.4
M9	× 1.25	**TD723396**	20	90	35	9	7	10	8.4
M10	× 1.5	**TD723426**	22	100	39	10	8	11	9.3
M11	× 1.5	**TD723466**	22	100	40	8	6.2	9	10.3
M12	× 1.75	**TD723506**	24	110	44	9	7	10	11.2
M14	× 2	**TD723546**	26	110	44	11	9	12	13
M16	× 2	**TD723606**	27	110	44	12	9	12	15
M18	× 2.5	**TD723656**	30	125	50	14	11	14	16.8
M20	× 2.5	**TD723706**	32	140	54	16	12	15	18.8

▶DIN 371(M2~M10) and DIN 376(M11~M20)
▶* DIN profile not ISO

◎ : Excellent ○ : Good

ISO	P											M			K					
Material Description	Non-alloy steel					Low alloy steel				High alloyed steel, and tool steel		Stainless steel			Grey cast iron		Nodular cast iron		Malleable cast iron	
VDI 3323	1	2	3	4	5	6	7	8	9	10	11	12	13	14	15	16	17	18	19	20
HRc		13	25	28	32	10	29	32	38	15	35	15	23	10	10	26	3	25		21
HB	125	190	250	270	300	180	275	300	350	200	325	200	240	180	180	260	160	250	130	230
Recommended	◎	◎	◎			◎						○	○	○						

ISO	N										S							H			
Material Description	Aluminum-wrought alloy		Aluminum-cast, alloyed			Copper and Copper Alloys (Bronze / Brass)			Non Metallic Materials		Heat Resistant Super Alloys					Titanium Alloys		Hardened steel		Chilled Cast Iron	Hardened Cast Iron
VDI 3323	21	22	23	24	25	26	27	28	29	30	31	32	33	34	35	36	37	38	39	40	41
HRc											15	30	25	38	34			55	60	42	55
HB	60	100	75	90	130	110	90	100			200	280	250	350	320	400Rm	1050Rm	550	630	400	550
Recommended	◎	◎	○	○		○		◎													

YG TAP FORMING

TD733 SERIES

MF ISO metric fine threads DIN 13

Metrisches ISO-Feingewinde DIN 13
ISO MÉTRIQUE PAS FINS DIN13
ISO Metrico passo fine DIN 13

▶ Suitable for threading soft materials with at least 8-10% elongation.
▶ The pre-drilling holes are bigger than normal sized holes.

▶ Geeignet zum Gewindeformen weicher Werkstoffe mit mindestens 8-10% Dehnung.
▶ Die Kernlochbohrungen sind größer als normale Kernlöcher.

DIN 374

Hole type
3.0×D

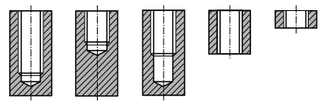

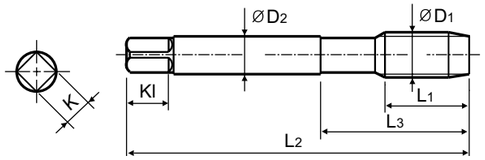

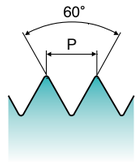

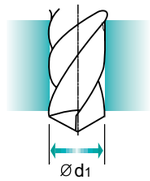

Material groups **GV** | HSS-E | DIN 374 | 6HX | 60° | C | TiN

Cold forming taps with oil grooves
Gewindeformer mit Schmiernuten

Recommended Cutting Page : P.285

Unit : mm

SIZE	Pitch	EDP No.	Thread Length	Overall Length	Neck Length	Shank Diameter	Square Size	Square Length	Tapping Drill Diameter
ØD1	P	TiN	L1	L2	L3	ØD2	K	Kl	Ød1
M4	× 0.5	**TD733256**	10	63	21	2.8	2.1	5	3.75
M5	× 0.5	**TD733296**	11	70	25	3.5	2.7	6	4.75
M6	× 0.75	**TD733326**	13	80	30	4.5	3.4	6	5.65
M6	× 0.5	**TD733336**	13	80	30	4.5	3.4	6	5.75
M7	× 0.75	**TD733356**	14	80	30	5.5	4.3	7	6.65
M8	× 1	**TD733376**	17	90	36	6	4.9	8	7.5
M8	× 0.75	**TD733386**	14	80	30	6	4.9	8	7.65
M10	× 1.25	**TD733436**	22	100	40	7	5.5	8	9.4
M10	× 1	**TD733446**	18	90	36	7	5.5	8	9.5
M10	× 0.75	**TD733456**	18	90	36	7	5.5	8	9.65
M12	× 1.5	**TD733516**	22	100	40	9	7	10	11.25
M12	× 1.25	**TD733526**	22	100	40	9	7	10	11.4
M12	× 1	**TD733536**	18	100	40	9	7	10	11.5
M14	× 1.5	**TD733556**	22	100	40	11	9	12	13.25
M14	× 1.25	**TD733566**	22	100	40	11	9	12	13.4
M16	× 1.5	**TD733616**	22	100	40	12	9	12	15.25
M18	× 1.5	**TD733676**	25	110	44	14	11	14	17.25
M20	× 1.5	**TD733726**	25	125	50	16	12	15	19.25

◎ : Excellent ○ : Good

ISO	P											M			K					
Material Description	Non-alloy steel					Low alloy steel				High alloyed steel, and tool steel		Stainless steel			Grey cast iron		Nodular cast iron		Malleable cast iron	
VDI 3323	1	2	3	4	5	6	7	8	9	10	11	12	13	14	15	16	17	18	19	20
HRc		13	25	28	32	10	29	32	38	15	35	15	23	10	10	26	3	25		21
HB	125	190	250	270	300	180	275	300	350	200	325	200	240	180	180	260	160	250	130	230
Recommended	◎	◎	◎			◎						○	○	○						

ISO	N										S							H			
Material Description	Aluminum-wrought alloy		Aluminum-cast, alloyed			Copper and Copper Alloys (Bronze / Brass)			Non Metallic Materials		Heat Resistant Super Alloys					Titanium Alloys		Hardened steel		Chilled Cast Iron	Hardened Cast Iron
VDI 3323	21	22	23	24	25	26	27	28	29	30	31	32	33	34	35	36	37	38	39	40	41
HRc											15	30	25	38	34			55	60	42	55
HB	60	100	75	90	130	110	90	100			200	280	250	350	320	400Rm	1050Rm	550	630	400	550
Recommended	◎	◎	○	○		○		○													

YG TAP FORMING

TE733 SERIES

MF

ISO metric fine threads DIN 13

Metrisches ISO-Feingewinde DIN 13
ISO MÉTRIQUE PAS FINS DIN13
ISO Metrico passo fine DIN 13

- ▶ Suitable for threading soft materials with at least 8-10% elongation.
- ▶ The pre-drilling holes are bigger than normal sized holes.

- ▶ Geeignet zum Gewindeformen weicher Werkstoffe mit mindestens 8-10% Dehnung.
- ▶ Die Kernlochbohrungen sind größer als normale Kernlöcher.

DIN 374

Hole type
3.0×D

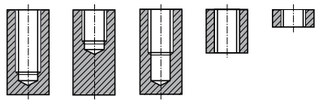

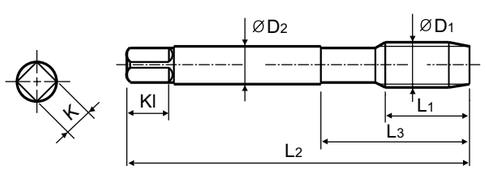

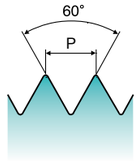

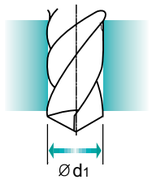

Material groups **GV** | HSS-E | DIN 374 | 6HX | 60° | C | NI

Cold forming taps with oil grooves
Gewindeformer mit Schmiernuten

Recommended Cutting Page : P.285

Unit : mm

SIZE	Pitch	EDP No.	Thread Length	Overall Length	Neck Length	Shank Diameter	Square Size	Square Length	Tapping Drill Diameter
ØD1	P	Ni	L1	L2	L3	ØD2	K	Kl	Ød1
M4	× 0.5	**TE733256**	10	63	21	2.8	2.1	5	3.75
M5	× 0.5	**TE733296**	11	70	25	3.5	2.7	6	4.75
M6	× 0.75	**TE733326**	13	80	30	4.5	3.4	6	5.65
M6	× 0.5	**TE733336**	13	80	30	4.5	3.4	6	5.75
M7	× 0.75	**TE733356**	14	80	30	5.5	4.3	7	6.65
M8	× 1	**TE733376**	17	90	36	6	4.9	8	7.5
M8	× 0.75	**TE733386**	14	80	30	6	4.9	8	7.65
M10	× 1.25	**TE733436**	22	100	40	7	5.5	8	9.4
M10	× 1	**TE733446**	18	90	36	7	5.5	8	9.5
M10	× 0.75	**TE733456**	18	90	36	7	5.5	8	9.65
M12	× 1.5	**TE733516**	22	100	40	9	7	10	11.25
M12	× 1.25	**TE733526**	22	100	40	9	7	10	11.4
M12	× 1	**TE733536**	18	100	40	9	7	10	11.5
M14	× 1.5	**TE733556**	22	100	40	11	9	12	13.25
M14	× 1.25	**TE733566**	22	100	40	11	9	12	13.4
M16	× 1.5	**TE733616**	22	100	40	12	9	12	15.25
M18	× 1.5	**TE733676**	25	110	44	14	11	14	17.25
M20	× 1.5	**TE733726**	25	125	50	16	12	15	19.25

◎ : Excellent ○ : Good

ISO	P											M			K					
Material Description	Non-alloy steel					Low alloy steel				High alloyed steel, and tool steel		Stainless steel			Grey cast iron		Nodular cast iron		Malleable cast iron	
VDI 3323	1	2	3	4	5	6	7	8	9	10	11	12	13	14	15	16	17	18	19	20
HRc		13	25	28	32	10	29	32	38	15	35	15	23	10	10	26	3	25		21
HB	125	190	250	270	300	180	275	300	350	200	325	200	240	180	180	260	160	250	130	230
Recommended	◎	◎	◎			◎						○	○	○						

ISO	N										S							H			
Material Description	Aluminum-wrought alloy		Aluminum-cast, alloyed			Copper and Copper Alloys (Bronze / Brass)			Non Metallic Materials		Heat Resistant Super Alloys					Titanium Alloys		Hardened steel		Chilled Cast Iron	Hardened Cast Iron
VDI 3323	21	22	23	24	25	26	27	28	29	30	31	32	33	34	35	36	37	38	39	40	41
HRc											15	30	25	38	34			55	60	42	55
HB	60	100	75	90	130	110	90	100			200	280	250	350	320	400Rm	1050Rm	550	630	400	550
Recommended	◎	◎	○	○		○		○													

YG TAP FORMING

TD704 SERIES

UNC

Unified coarse threads

Unified Grobgewinde
UNC
Unificato passo grosso

- ▶ Suitable for threading soft materials with at least 8-10% elongation.
- ▶ The pre-drilling holes are bigger than normal sized holes.

- ▶ Geeignet zum Gewindeformen weicher Werkstoffe mit mindestens 8-10% Dehnung.
- ▶ Die Kernlochbohrungen sind größer als normale Kernlöcher.

DIN 371

DIN 376

Hole type
3.0×D

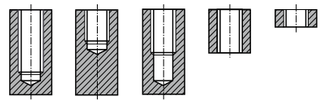

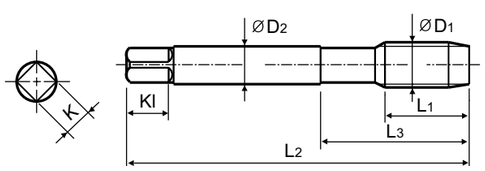

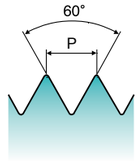

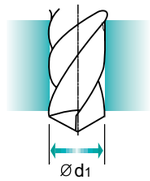

Material groups **GV** | HSS-E | DIN 371/376 | 2BX | 60° | C | TiN

Cold forming taps with oil grooves
Gewindeformer mit Schmiernuten

Recommended Cutting Page : P.285

Unit : mm

SIZE	TPI	EDP No.	Thread Length	Overall Length	Neck Length	Shank Diameter	Square Size	Square Length	Tapping Drill Diameter
ØD1		TiN	L1	L2	L3	ØD2	K	Kl	Ød1
#5	− 40 UNC	**TD704202**	11	56	18	3.5	2.7	6	2.87
#6	− 32 UNC	**TD704242**	12	56	20	4	3	6	3.1
#8	− 32 UNC	**TD704282**	13	63	21	4.5	3.4	6	3.8
#10	− 24 UNC	**TD704322**	15	70	25	6	4.9	8	4.3
#12	− 24 UNC	**TD704362**	16	80	30	6	4.9	8	4.95
1/4	− 20 UNC	**TD704402**	17	80	30	7	5.5	8	5.75
5/16	− 18 UNC	**TD704442**	20	90	35	8	6.2	9	7.25
3/8	− 16 UNC	**TD704482**	22	100	39	9	7	10	8.75
7/16	− 14 UNC	**TD704522**	22	100	40	8	6.2	9	10.2
1/2	− 13 UNC	**TD704562**	25	110	44	9	7	10	11.7
9/16	− 12 UNC	**TD704602**	26	110	40	11	9	12	13.2
5/8	− 11 UNC	**TD704642**	27	110	44	12	9	12	14.7
3/4	− 10 UNC	**TD704702**	30	125	50	14	11	14	17.8

▶DIN 371(#4~3/8) and DIN 376(7/16~3/4)

◎ : Excellent ○ : Good

ISO	P											M			K					
Material Description	Non-alloy steel					Low alloy steel				High alloyed steel, and tool steel		Stainless steel			Grey cast iron		Nodular cast iron		Malleable cast iron	
VDI 3323	1	2	3	4	5	6	7	8	9	10	11	12	13	14	15	16	17	18	19	20
HRc		13	25	28	32	10	29	32	38	15	35	15	23	10	10	26	3	25		21
HB	125	190	250	270	300	180	275	300	350	200	325	200	240	180	180	260	160	250	130	230
Recommended	◎	◎	◎			◎						○	○	○						

ISO	N										S							H			
Material Description	Aluminum-wrought alloy		Aluminum-cast, alloyed			Copper and Copper Alloys (Bronze / Brass)			Non Metallic Materials		Heat Resistant Super Alloys					Titanium Alloys		Hardened steel		Chilled Cast Iron	Hardened Cast Iron
VDI 3323	21	22	23	24	25	26	27	28	29	30	31	32	33	34	35	36	37	38	39	40	41
HRc											15	30	25	38	34			55	60	42	55
HB	60	100	75	90	130	110	90	100			200	280	250	350	320	400Rm	1050Rm	550	630	400	550
Recommended	◎	◎	○	○		○		○													

YG TAP FORMING

TE704 SERIES

UNC

Unified coarse threads

Unified Grobgewinde
UNC
Unificato passo grosso

▶ Suitable for threading soft materials with at least 8-10% elongation.
▶ The pre-drilling holes are bigger than normal sized holes.

▶ Geeignet zum Gewindeformen weicher Werkstoffe mit mindestens 8-10% Dehnung.
▶ Die Kernlochbohrungen sind größer als normale Kernlöcher.

DIN 371

DIN 376

Hole type
3.0×D

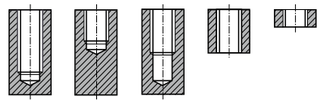

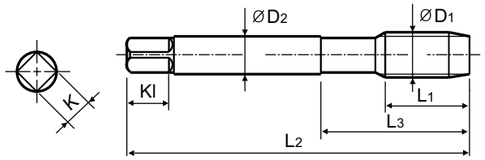

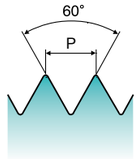

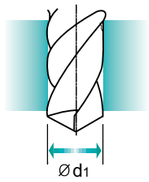

Material groups **GV** | HSS-E | DIN 371/376 | 2BX | 60° | C | NI

Cold forming taps with oil grooves
Gewindeformer mit Schmiernuten

Recommended Cutting Page : P.285

Unit : mm

SIZE ØD1		TPI	EDP No. Ni	Thread Length L1	Overall Length L2	Neck Length L3	Shank Diameter ØD2	Square Size K	Square Length Kl	Tapping Drill Diameter Ød1
#5	–	40 UNC	**TE704202**	11	56	18	3.5	2.7	6	2.87
#6	–	32 UNC	**TE704242**	12	56	20	4	3	6	3.1
#8	–	32 UNC	**TE704282**	13	63	21	4.5	3.4	6	3.8
#10	–	24 UNC	**TE704322**	15	70	25	6	4.9	8	4.3
#12	–	24 UNC	**TE704362**	16	80	30	6	4.9	8	4.95
1/4	–	20 UNC	**TE704402**	17	80	30	7	5.5	8	5.75
5/16	–	18 UNC	**TE704442**	20	90	35	8	6.2	9	7.25
3/8	–	16 UNC	**TE704482**	22	100	39	9	7	10	8.75
7/16	–	14 UNC	**TE704522**	22	100	40	8	6.2	9	10.2
1/2	–	13 UNC	**TE704562**	25	110	44	9	7	10	11.7
9/16	–	12 UNC	**TE704602**	26	110	40	11	9	12	13.2
5/8	–	11 UNC	**TE704642**	27	110	44	12	9	12	14.7
3/4	–	10 UNC	**TE704702**	30	125	50	14	11	14	17.8

▶DIN 371(#4~3/8) and DIN 376(7/16~3/4)

◎ : Excellent ○ : Good

ISO	P											M			K					
Material Description	Non-alloy steel					Low alloy steel				High alloyed steel, and tool steel		Stainless steel			Grey cast iron		Nodular cast iron		Malleable cast iron	
VDI 3323	1	2	3	4	5	6	7	8	9	10	11	12	13	14	15	16	17	18	19	20
HRc		13	25	28	32	10	29	32	38	15	35	15	23	10	10	26	3	25		21
HB	125	190	250	270	300	180	275	300	350	200	325	200	240	180	180	260	160	250	130	230
Recommended	◎	◎	◎			◎						○	○	○						

ISO	N										S							H			
Material Description	Aluminum-wrought alloy		Aluminum-cast, alloyed			Copper and Copper Alloys (Bronze / Brass)			Non Metallic Materials		Heat Resistant Super Alloys					Titanium Alloys		Hardened steel		Chilled Cast Iron	Hardened Cast Iron
VDI 3323	21	22	23	24	25	26	27	28	29	30	31	32	33	34	35	36	37	38	39	40	41
HRc											15	30	25	38	34			55	60	42	55
HB	60	100	75	90	130	110	90	100			200	280	250	350	320	400Rm	1050Rm	550	630	400	550
Recommended	◎	◎	○	○		○		○													

YG TAP FORMING

RECOMMENDED CUTTING CONDITIONS
EMPFOHLENE SCHNEIDKONDITIONEN

ISO	VDI 3323	Material Description	HB	HRc	TD703 TD733 TD704	TE703 TE733 TE704	TY703	TQ703	TD713	TE713	TQ723	TE723	TD723
					Vc (m/min)								
P	1	Non-alloy steel	125		15-20	15-20	15-20	15-20	15-20	15-20	15-20	15-20	15-20
	2		190	13	15-20	15-20	15-20	15-20	15-20	15-20	15-20	15-20	15-20
	3		250	25	12-18	12-18	12-18	12-18	12-18	12-18	12-18	12-18	12-18
	4		270	28									
	5		300	32									
	6	Low alloy steel	180	10	10-15	10-15	10-15	10-15	10-15	10-15	10-15	10-15	10-15
	7		275	29									
	8		300	32									
	9		350	38									
	10	High alloyed steel, and tool steel	200	15									
	11		325	35									
M	12	Stainless steel	200	15	10-13	7-10	10-13	7-10	10-13	7-10	7-10	7-10	10-13
	13		240	23	8-11	5-8	8-11	5-8	8-11	5-8	5-8	5-8	8-11
	14		180	10	6-8	4-6	6-8	4-6	6-8	4-6	4-6	4-6	6-8
K	15	Grey cast iron	180	10									
	16		260	26									
	17	Nodular cast iron	160	3									
	18		250	25									
	19	Malleable cast iron	130										
	20		230	21									
N	21	Aluminum-wrought alloy	60		10-15	10-15	10-15	10-15	10-15	10-15	10-15	10-15	10-15
	22		100		10-15	10-15	10-15	10-15	10-15	10-15	10-15	10-15	10-15
	23	Aluminum-cast, alloyed	75		15-20	15-20	15-20	15-20	15-20	15-20	15-20	15-20	15-20
	24		90		10-15	10-15	10-15	10-15	10-15	10-15	10-15	10-15	10-15
	25		130										
	26	Copper and Copper Alloys (Bronze / Brass)	110		25-35	25-35	25-35	25-35	25-35	25-35	25-35	25-35	25-35
	27		90										
	28		100		15-20	15-20	15-20	15-20	15-20	15-20	15-20	15-20	15-20
	29	Non Metallic Materials											
	30												
S	31	Heat Resistant Super Alloys	200	15									
	32		280	30									
	33		250	25									
	34		350	38									
	35		320	34									
	36	Titanium Alloys	400 Rm										
	37		1050 Rm										
H	38	Hardened steel	550	55									
	39		630	60									
	40	Chilled Cast Iron	400	42									
	41	Hardened Cast Iron	550	55									

CARBIDE
HSS
THREAD MILLS
SYNCHRO TAPS
COMBO TAPS
YG TAP GENERAL
YG TAP STEEL
YG TAP HARDENED
YG TAP INOX
YG TAP CAST IRON
YG TAP ALU
YG TAP Ti Ni
YG TAP FORMING
NUT TAPS
STI TAPS
PIPE TAPS
TECHNICAL DATA

Leading Through Innovation

Global Cutting Tool Leader **YG-1**

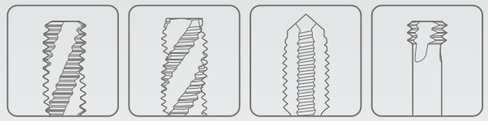

THREADING

HSS-E

NUT TAPS

MUTTERGEWINDEBOHRER

- Nut Tapping Machines
- Zum Gewindeschneiden von Muttern

SELECTION GUIDE

YG THREADING TOOLS

HSS-E NUT TAPS

Nut Tapping Machines

HOLE TYPE			Max. 2.0xD Through Hole
TOOL MATERIAL			HSS-E
CHAMFER LEAD ACC. TO DIN2197			Long
FLUTE TYPE			Straight Flute
SPIRAL FLUTE ANGLE			-
SERIES	M	DIN371/376	
		DIN352	
		DIN357/LONG	TC803 (P.289)
	MF	DIN374	
		DIN2181	
	UNC	DIN371/376	
		DIN351	
	UNF	DIN371/374	
		DIN2181	
	BSW	DIN2182/2183	
		DIN351	
	G(BSP)	DIN5156/5157	
	EG-M	DIN371/376	
	EG-UNC	DIN371/376	
	EG-UNF	DIN371/374	
SURFACE TREATMENT			Bright
MODEL			

Please visit globalyg1.com/mat for material search

◎ : Excellent ○ : Good

Recommended cutting conditions : P.288

ISO	VDI 3323	Material Description	Composition / Structure / Heat Treatment		HB	HRc	TC803	Vc (m/min)
P	1	Non-alloy steel	About 0.15% C	Annealed	125		○	15-20
	2		About 0.45% C	Annealed	190	13	○	15-20
	3		About 0.45% C	Quenched & Tempered	250	25	○	12-18
	4		About 0.75% C	Annealed	270	28	○	10-15
	5		About 0.75% C	Quenched & Tempered	300	32		
	6	Low alloy steel		Annealed	180	10	○	10-15
	7			Quenched & Tempered	275	29	○	10-15
	8			Quenched & Tempered	300	32		
	9			Quenched & Tempered	350	38		
	10	High alloyed steel, and tool steel		Annealed	200	15		
	11			Quenched & Tempered	325	35		
M	12	Stainless steel	Ferritic / Martensitic	Annealed	200	15		
	13		Martensitic	Quenched & Tempered	240	23		
	14		Austenitic		180	10		
K	15	Grey cast iron	Pearlitic / ferritic		180	10		
	16		Pearlitic (Martensitic)		260	26		
	17	Nodular cast iron	Ferritic		160	3	○	10-15
	18		Pearlitic		250	25	○	5-8
	19	Malleable cast iron	Ferritic		130			
	20		Pearlitic		230	21		
N	21	Aluminum-wrought alloy	Not Curable		60			
	22		Curable	Hardened	100			
	23	Aluminum-cast, alloyed	≤ 12% Si, Not Curable		75			
	24		≤ 12% Si, Curable	Hardened	90			
	25		> 12% Si, Not Curable		130		○	10-15
	26	Copper and Copper Alloys (Bronze / Brass)	Cutting Alloys, PB>1%		110		○	25-35
	27		CuZn, CuSnZn (Brass)		90		○	8-12
	28		CuSn, lead-free copper and electrolytic copper		100			
	29	Non Metallic Materials	Duroplastic, Fiber Reinforced Plastic					
	30		Rubber, Wood, etc.					
S	31	Heat Resistant Super Alloys	Fe Based	Annealed	200	15		
	32			Cured	280	30		
	33		Ni or Co Based	Annealed	250	25		
	34			Cured	350	38		
	35			Cast	320	34		
	36	Titanium Alloys	Pure Titanium		400 Rm			
	37		Alpha + Beta Alloys	Hardened	1050 Rm			
H	38	Hardened steel		Hardened	550	55		
	39			Hardened	630	60		
	40	Chilled Cast Iron		Cast	400	42		
	41	Hardened Cast Iron		Hardened	550	55		

YG NUT TAPS

TC803 SERIES

M ISO metric coarse threads DIN 13

Metrisches ISO-Gewinde DIN 13
ISO MÉTRIQUE DIN13
ISO Metrico passo grosso DIN 13

▶ For making nuts on machines.
▶ The work pieces can be taken out from shank side only.

▶ Zur Herstellung von Muttern auf Sondermaschinen.
▶ Die fertigen Muttern können nur über das Schaftende entnommen werden.

DIN 357

Hole type 2.0×D

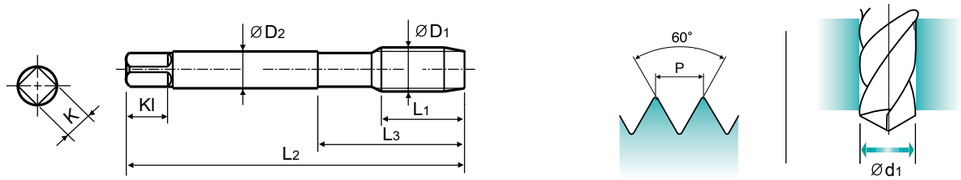

Material groups GS | HSS-E | DIN 357 | 6H | 60° | LONG | Bright

Nut taps
Muttergewindebohrer

Recommended Cutting Page : P.288

Unit : mm

SIZE	Pitch	EDP No.	Thread Length	Overall Length	Neck Length	Shank Diameter	Square Size	Square Length	No. of Flute	Tapping Drill Diameter
ØD1	P	Bright	L1	L2	L3	ØD2	K	Kl	Z	Ød1
M4	× 0.7	TC803246	25	90	45	2.8	2.1	5	3	3.3
M5	× 0.8	TC803286	28	100	50	3.5	2.7	6	3	4.2
M6	× 1	TC803316	32	110	55	4.5	3.4	6	3	5
M7	× 1	TC803346	36	110	55	5.5	4.3	7	3	6
M8	× 1.25	TC803366	40	125	62	6	4.9	8	3	6.8
M10	× 1.5	TC803426	45	140	70	7	5.5	8	3	8.5
M12	× 1.75	TC803506	50	180	90	9	7	10	3	10.2
M14	× 2	TC803546	56	200	100	11	9	12	4	12
M16	× 2	TC803606	63	200	100	12	9	12	4	14
M18	× 2.5	TC803656	63	220	110	14	11	14	4	15.5
M20	× 2.5	TC803706	70	250	125	16	12	15	4	17.5

◎ : Excellent ○ : Good

ISO	P											M			K					
Material Description	Non-alloy steel					Low alloy steel				High alloyed steel, and tool steel		Stainless steel			Grey cast iron		Nodular cast iron		Malleable cast iron	
VDI 3323	1	2	3	4	5	6	7	8	9	10	11	12	13	14	15	16	17	18	19	20
HRc		13	25	28	32	10	29	32	38	15	35	15	23	10	10	26	3	25		21
HB	125	190	250	270	300	180	275	300	350	200	325	200	240	180	180	260	160	250	130	230
Recommended	○	○	○	○		○	○										○	○		

ISO	N										S							H		
Material Description	Aluminum-wrought alloy		Aluminum-cast, alloyed			Copper and Copper Alloys (Bronze / Brass)			Non Metallic Materials		Heat Resistant Super Alloys					Titanium Alloys		Hardened steel	Chilled Cast Iron	Hardened Cast Iron
VDI 3323	21	22	23	24	25	26	27	28	29	30	31	32	33	34	35	36	37	38	39	40	41
HRc											15	30	25	38	34			55	60	42	55
HB	60	100	75	90	130	110	90	100			200	280	250	350	320	400 Rm	1050 Rm	550	630	400	550
Recommended					○	○	○														

Global Cutting Tool Leader **YG-1**

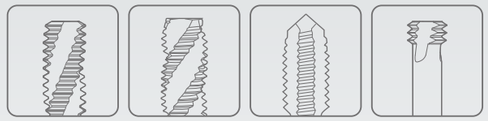

THREADING

Leading Through Innovation

HSS-E

SCREW THREAD INSERT TAPS

SCHRAUBENGEWINDE INSERT TAPS

- Tapping STI Threads of Soft Materials
- Gewindeschneiden von STI-Gewinden in weichen Materialien

SELECTION GUIDE

THREADING TOOLS

HSS-E SCREW THREAD INSERT TAPS

Tapping STI Threads of Soft Materials

Please visit globalyg1.com/mat for material search

◎ : Excellent ○ : Good

Recommended cutting conditions : P.298

HOLE TYPE			Max. 2.5xD Blind Hole	Max. 3.0xD Through Hole
TOOL MATERIAL			HSS-E	
CHAMFER LEAD ACC.TO DIN2197			C	B
FLUTE TYPE			Spiral Flute	Spiral Point
SPIRAL FLUTE ANGLE			R40	-
SERIES	M	DIN371/376		
		DIN352		
		DIN357/LONG		
	MF	DIN374		
		DIN2181		
	UNC	DIN371/376		
		DIN351		
	UNF	DIN371/374		
		DIN2181		
	BSW	DIN2182/2183		
		DIN351		
	G(BSP)	DIN5156/5157		
	EG-M	DIN371/376	TC909 (P.293)	TC973 (P.294)
	EG-UNC	DIN371/376	TC944 (P.295)	TC934 (P.296)
	EG-UNF	DIN371/374		TC954 (P.297)
SURFACE TREATMENT			Bright	Bright
MODEL				

ISO	VDI 3323	Material Description	Composition / Structure / Heat Treatment		HB	HRc	TC909	TC973
P	1	Non-alloy steel	About 0.15% C	Annealed	125		○	○
	2		About 0.45% C	Annealed	190	13	○	○
	3		About 0.45% C	Quenched & Tempered	250	25	○	○
	4		About 0.75% C	Annealed	270	28		
	5		About 0.75% C	Quenched & Tempered	300	32		
	6	Low alloy steel		Annealed	180	10		
	7			Quenched & Tempered	275	29		
	8			Quenched & Tempered	300	32		
	9			Quenched & Tempered	350	38		
	10	High alloyed steel, and tool steel		Annealed	200	15		
	11			Quenched & Tempered	325	35		
M	12	Stainless steel	Ferritic / Martensitic	Annealed	200	15		
	13		Martensitic	Quenched & Tempered	240	23		
	14		Austenitic		180	10		
K	15	Grey cast iron	Pearlitic / ferritic		180	10		
	16		Pearlitic (Martensitic)		260	26		
	17	Nodular cast iron	Ferritic		160	3		
	18		Pearlitic		250	25		
	19	Malleable cast iron	Ferritic		130			
	20		Pearlitic		230	21		
N	21	Aluminum-wrought alloy	Not Curable		60		◎	◎
	22		Curable	Hardened	100		◎	◎
	23	Aluminum-cast, alloyed	≤ 12% Si, Not Curable		75		◎	◎
	24		≤ 12% Si, Curable	Hardened	90		◎	◎
	25		> 12% Si, Not Curable		130			
	26	Copper and Copper Alloys (Bronze / Brass)	Cutting Alloys, PB>1%		110			
	27		CuZn, CuSnZn (Brass)		90		◎	◎
	28		CuSn, lead-free copper and electrolytic copper		100			
	29	Non Metallic Materials	Duroplastic, Fiber Reinforced Plastic					
	30		Rubber, Wood, etc.					
S	31	Heat Resistant Super Alloys	Fe Based	Annealed	200	15		
	32			Cured	280	30		
	33		Ni or Co Based	Annealed	250	25		
	34			Cured	350	38		
	35			Cast	320	34		
	36	Titanium Alloys	Pure Titanium		400 Rm			
	37		Alpha + Beta Alloys	Hardened	1050 Rm			
H	38	Hardened steel		Hardened	550	55		
	39			Hardened	630	60		
	40	Chilled Cast Iron		Cast	400	42		
	41	Hardened Cast Iron		Hardened	550	55		

SCREW THREAD INSERT TAPS

TC909 SERIES

EG-M ISO metric coarse threads for Screw Thread insert

Metrisches ISO Regelgew.f.Gew. Drahteins
ISO MÉTRIQUE DIN13 POUR FILETS RAPPORTÉS
ISO Metrico passo grosso per Helicoil

▶ Wire insert threads are used for increasing fastening strength in soft materials.

▶ Gewinde mit Drahteinsätzen werden verwendet um größere Drehmomente in weichen Werkstoffen zu erreichen.

DIN 371

DIN 376

Hole type
2.5×D

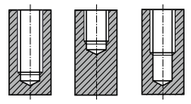

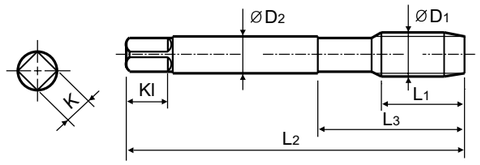

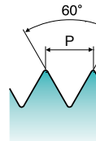

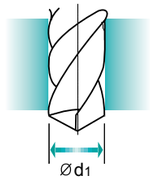

Material groups: Al | HSS-E | DIN 371/376 | 6H Mod. | 60° | C | Bright | R40

Machine taps
Maschinengewindebohrer

Recommended Cutting Page : P.298

Unit : mm

SIZE	Pitch	EDP No.	Thread Length	Overall Length	Neck Length	Shank Diameter	Square Size	Square Length	No. of Flute	Tapping Drill Diameter
ØD1	P	Bright	L1	L2	L3	ØD2	K	Kl	Z	Ød1
M2.5	× 0.45	TC909176	6	56	18	3.5	2.7	6	3	2.65
M3	× 0.5	TC909206	5	63	21	4.5	3.4	6	3	3.15
M3.5	× 0.6	TC909226	8	70	25	6	4.9	8	3	3.7
M4	× 0.7	TC909246	8	70	25	6	4.9	8	3	4.2
M5	× 0.8	TC909286	8	80	30	6	4.9	8	3	5.25
M6	× 1	TC909316	10	90	35	8	6.2	9	3	6.3
M8	× 1.25	TC909366	16	100	39	10	8	11	3	8.4
M10	× 1.5	TC909426	15	110	44	9	7	10	3	10.4
M12	× 1.75	TC909506	20	110	44	11	9	12	3	12.5
M14	× 2	TC909546	22	110	44	12	9	12	3	14.5
M16	× 2	TC909606	25	125	50	14	11	14	4	16.5
M18	× 2.5	TC909656	27	140	54	18	14.5	17	4	18.75
M20	× 2.5	TC909706	30	160	60	18	14.5	17	4	20.75

▶DIN 371(M2.5~M8) and DIN 376(M10~M20)

◎ : Excellent ○ : Good

ISO	P											M			K					
Material Description	Non-alloy steel					Low alloy steel				High alloyed steel, and tool steel		Stainless steel			Grey cast iron		Nodular cast iron		Malleable cast iron	
VDI 3323	1	2	3	4	5	6	7	8	9	10	11	12	13	14	15	16	17	18	19	20
HRc		13	25	28	32	10	29	32	38	15	35	15	23	10	10	26	3	25		21
HB	125	190	250	270	300	180	275	300	350	200	325	200	240	180	180	260	160	250	130	230
Recommended	○	○	○																	

ISO	N										S							H			
Material Description	Aluminum-wrought alloy		Aluminum-cast, alloyed			Copper and Copper Alloys (Bronze / Brass)			Non Metallic Materials		Heat Resistant Super Alloys					Titanium Alloys		Hardened steel		Chilled Cast Iron	Hardened Cast Iron
VDI 3323	21	22	23	24	25	26	27	28	29	30	31	32	33	34	35	36	37	38	39	40	41
HRc											15	30	25	38	34			55	60	42	55
HB	60	100	75	90	130	110	90	100			200	280	250	350	320	400Rm	1050Rm	550	630	400	550
Recommended	◎	◎	◎	◎			◎														

SCREW THREAD INSERT TAPS

TC973 SERIES

EG-M

ISO metric coarse threads for Screw Thread insert

Metrisches ISO Regelgew.f.Gew. Drahteins
ISO MÉTRIQUE DIN13 POUR FILETS RAPPORTÉS
ISO Metrico passo grosso per Helicoil

▶ Wire insert threads are used for increasing fastening strength in soft materials.

▶ Gewinde mit Drahteinsätzen werden verwendet um größere Drehmomente in weichen Werkstoffen zu erreichen.

DIN 371

DIN 376

Hole type
3.0×D

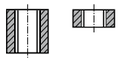

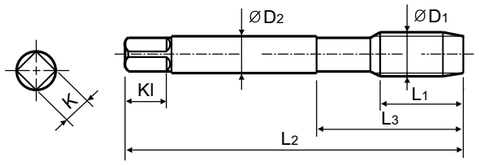

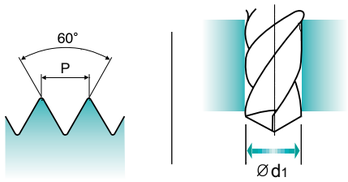

Material groups: **Al** | HSS-E | DIN 371/376 | 6H Mod. | 60° | B | Bright

Machine taps
Maschinengewindebohrer

Recommended Cutting Page : P.298

Unit : mm

SIZE ØD1	Pitch P	EDP No. Bright	Thread Length L1	Overall Length L2	Neck Length L3	Shank Diameter ØD2	Square Size K	Square Length Kl	No. of Flute Z	Tapping Drill Diameter Ød1
M2.5	× 0.45	**TC973176**	11	56	18	3.5	2.7	6	3	2.65
M3	× 0.5	**TC973206**	10	63	21	4.5	3.4	6	3	3.15
M3.5	× 0.6	**TC973226**	14	70	25	6	4.9	8	3	3.7
M4	× 0.7	**TC973246**	13	70	25	6	4.9	8	3	4.2
M5	× 0.8	**TC973286**	13	80	30	6	4.9	8	3	5.25
M6	× 1	**TC973316**	17	90	35	8	6.2	9	3	6.3
M8	× 1.25	**TC973366**	18	100	39	10	8	11	3	8.4
M10	× 1.5	**TC973426**	22	110	44	9	7	10	3	10.4
M12	× 1.75	**TC973506**	26	110	44	11	9	12	3	12.5
M14	× 2	**TC973546**	27	110	44	12	9	12	3	14.5
M16	× 2	**TC973606**	30	125	50	14	11	14	4	16.5
M18	× 2.5	**TC973656**	32	140	54	18	14.5	17	4	18.75
M20	× 2.5	**TC973706**	34	160	60	18	14.5	17	4	20.75

▶DIN 371(M2.5~M8) and DIN 376(M10~M20)

◎ : Excellent ○ : Good

ISO	P											M			K					
Material Description	Non-alloy steel					Low alloy steel				High alloyed steel, and tool steel		Stainless steel			Grey cast iron		Nodular cast iron		Malleable cast iron	
VDI 3323	1	2	3	4	5	6	7	8	9	10	11	12	13	14	15	16	17	18	19	20
HRc		13	25	28	32	10	29	32	38	15	35	15	23	10	10	26	3	25		21
HB	125	190	250	270	300	180	275	300	350	200	325	200	240	180	180	260	160	250	130	230
Recommended	○	○	○																	

ISO	N										S							H			
Material Description	Aluminum-wrought alloy		Aluminum-cast, alloyed			Copper and Copper Alloys (Bronze / Brass)			Non Metallic Materials		Heat Resistant Super Alloys					Titanium Alloys		Hardened steel		Chilled Cast Iron	Hardened Cast Iron
VDI 3323	21	22	23	24	25	26	27	28	29	30	31	32	33	34	35	36	37	38	39	40	41
HRc											15	30	25	38	34			55	60	42	55
HB	60	100	75	90	130	110	90	100			200	280	250	350	320	400Rm	1050Rm	550	630	400	550
Recommended	◎	◎	◎	◎			◎														

SCREW THREAD INSERT TAPS

TC944 SERIES

EG-UNC

Unified coarse threads for Screw Thread insert

Unified Regelgew.f.Gew.Drahteins
UNC POUR FILETS RAPPORTÉS
ISO Metrico passo grosso per Helicoil

▶ Wire insert threads are used for increasing fastening strength in soft materials.

▶ Gewinde mit Drahteinsätzen werden verwendet um größere Drehmomente in weichen Werkstoffen zu erreichen.

DIN 371

DIN 376

Hole type
2.5×D

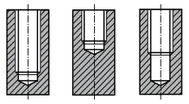

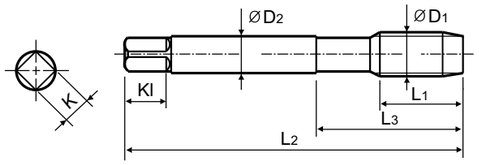

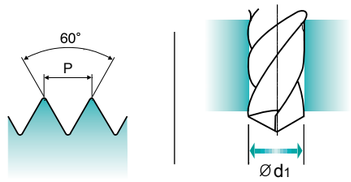

Material groups: **Al** | HSS-E | DIN 371/376 | 2B | 60° | C | Bright | R40

Machine taps
Maschinengewindebohrer

Recommended Cutting Page : P.298

Unit : mm

SIZE ØD1	TPI	EDP No. Bright	Thread Length L1	Overall Length L2	Neck Length L3	Shank Diameter ØD2	Square Size K	Square Length Kl	No. of Flute Z	Tapping Drill Diameter Ød1
#4	- 40 UNC	**TC944162**	7	63	21	4.5	3.4	6	3	3.1
#5	- 40 UNC	**TC944202**	7	63	21	4.5	3.4	6	3	3.4
#6	- 32 UNC	**TC944242**	8	70	25	6	4.9	8	3	3.8
#8	- 32 UNC	**TC944282**	8	80	25	6	4.9	8	3	4.4
#10	- 24 UNC	**TC944322**	10	80	30	7	5.5	8	3	5.2
#12	- 24 UNC	**TC944362**	10	80	30	7	5.5	8	3	5.8
1/4	- 20 UNC	**TC944402**	14	90	35	8	6.2	9	3	6.7
5/16	- 18 UNC	**TC944442**	16	100	39	10	8	11	3	8.4
3/8	- 16 UNC	**TC944482**	16	110	39	12	9	12	3	10
7/16	- 14 UNC	**TC944522**	20	110	44	11	9	12	3	11.6
1/2	- 13 UNC	**TC944562**	22	110	44	12	9	12	3	13.3
9/16	- 12 UNC	**TC944602**	22	125	50	14	11	14	3	15
5/8	- 11 UNC	**TC944642**	25	125	50	14	11	14	4	16.5
3/4	- 10 UNC	**TC944702**	27	140	56	18	14.5	17	4	19.75

▶DIN 371(#4~3/8) and DIN 376(7/16~3/4)

◎ : Excellent ○ : Good

ISO	P											M			K					
Material Description	Non-alloy steel					Low alloy steel				High alloyed steel, and tool steel		Stainless steel			Grey cast iron		Nodular cast iron		Malleable cast iron	
VDI 3323	1	2	3	4	5	6	7	8	9	10	11	12	13	14	15	16	17	18	19	20
HRc		13	25	28	32	10	29	32	38	15	35	15	23	10	10	26	3	25		21
HB	125	190	250	270	300	180	275	300	350	200	325	200	240	180	180	260	160	250	130	230
Recommended	○	○	○																	

ISO	N										S							H			
Material Description	Aluminum-wrought alloy		Aluminum-cast, alloyed			Copper and Copper Alloys (Bronze / Brass)			Non Metallic Materials		Heat Resistant Super Alloys					Titanium Alloys		Hardened steel		Chilled Cast Iron	Hardened Cast Iron
VDI 3323	21	22	23	24	25	26	27	28	29	30	31	32	33	34	35	36	37	38	39	40	41
HRc											15	30	25	38	34			55	60	42	55
HB	60	100	75	90	130	110	90	100			200	280	250	350	320	400Rm	1050Rm	550	630	400	550
Recommended	◎	◎	◎	◎			◎														

SCREW THREAD INSERT TAPS

TC934 SERIES

EG-UNC

Unified coarse threads for Screw Thread insert

- Unified Regelgew.f.Gew.Drahteins
- UNC POUR FILETS RAPPORTÉS
- ISO Metrico passo grosso per Helicoil

▶ Wire insert threads are used for increasing fastening strength in soft materials.

▶ Gewinde mit Drahteinsätzen werden verwendet um größere Drehmomente in weichen Werkstoffen zu erreichen.

DIN 371

DIN 376

Hole type
3.0×D

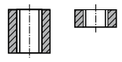

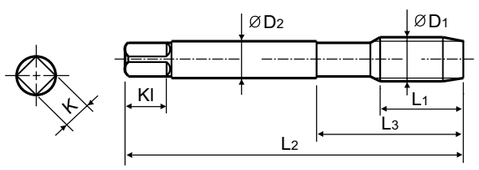

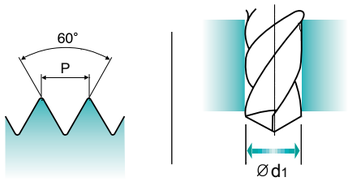

Material groups **Al** | HSS-E | DIN 371/376 | 2B | 60° | B | Bright

Machine taps
Maschinengewindebohrer

Recommended Cutting Page : P.298

Unit : mm

SIZE ØD1	TPI	EDP No. Bright	Thread Length L1	Overall Length L2	Neck Length L3	Shank Diameter ØD2	Square Size K	Square Length Kl	No. of Flute Z	Tapping Drill Diameter Ød1
#4	- 40 UNC	**TC934162**	13	63	21	4.5	3.4	6	3	3.1
#5	- 40 UNC	**TC934202**	13	63	21	4.5	3.4	6	3	3.4
#6	- 32 UNC	**TC934242**	14	70	25	6	4.9	8	3	3.8
#8	- 32 UNC	**TC934282**	13	80	25	6	4.9	8	3	4.4
#10	- 24 UNC	**TC934322**	17	80	30	7	5.5	8	3	5.2
#12	- 24 UNC	**TC934362**	17	80	30	7	5.5	8	3	5.8
1/4	- 20 UNC	**TC934402**	20	90	35	8	6.2	9	3	6.7
5/16	- 18 UNC	**TC934442**	22	100	39	10	8	11	3	8.4
3/8	- 16 UNC	**TC934482**	21	110	39	12	9	12	3	10
7/16	- 14 UNC	**TC934522**	26	110	44	11	9	12	3	11.6
1/2	- 13 UNC	**TC934562**	27	110	44	12	9	12	3	13.3
9/16	- 12 UNC	**TC934602**	30	125	50	14	11	14	3	15
5/8	- 11 UNC	**TC934642**	30	125	50	14	11	14	4	16.5
3/4	- 10 UNC	**TC934702**	32	140	54	18	14.5	17	4	19.75

▶DIN 371(#4~3/8) and DIN 376(7/16~3/4)

◎ : Excellent ○ : Good

ISO	P											M			K					
Material Description	Non-alloy steel					Low alloy steel				High alloyed steel, and tool steel		Stainless steel			Grey cast iron		Nodular cast iron		Malleable cast iron	
VDI 3323	1	2	3	4	5	6	7	8	9	10	11	12	13	14	15	16	17	18	19	20
HRc		13	25	28	32	10	29	32	38	15	35	15	23	10	10	26	3	25		21
HB	125	190	250	270	300	180	275	300	350	200	325	200	240	180	180	260	160	250	130	230
Recommended	○	○	○																	

ISO	N										S							H			
Material Description	Aluminum-wrought alloy		Aluminum-cast, alloyed			Copper and Copper Alloys (Bronze / Brass)			Non Metallic Materials		Heat Resistant Super Alloys					Titanium Alloys		Hardened steel		Chilled Cast Iron	Hardened Cast Iron
VDI 3323	21	22	23	24	25	26	27	28	29	30	31	32	33	34	35	36	37	38	39	40	41
HRc											15	30	25	38	34			55	60	42	55
HB	60	100	75	90	130	110	90	100			200	280	250	350	320	400Rm	1050Rm	550	630	400	550
Recommended	◎	◎	◎	◎			◎														

SCREW THREAD INSERT TAPS

TC954 SERIES

EG-UNF

Unified fine threads for Screw Thread insert

- Unified Feingew.f.Gew.Drahteins
- UNC POUR FILETS RAPPORTÉS
- ISO Metrico passo grosso per Helicoil

▶ Wire insert threads are used for increasing fastening strength in soft materials.

▶ Gewinde mit Drahteinsätzen werden verwendet um größere Drehmomente in weichen Werkstoffen zu erreichen.

DIN 371

DIN 374

Hole type
3.0×D

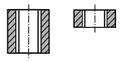

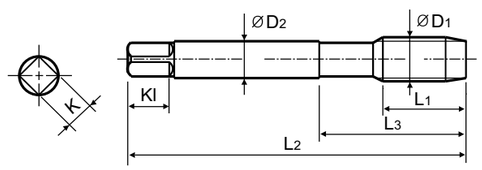

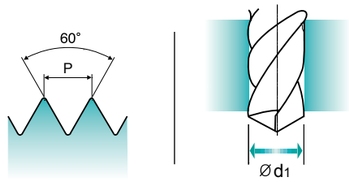

Material groups **Al** | HSS-E | DIN 371/374 | 2B | 60° | B | Bright

Machine taps
Maschinengewindebohrer

Recommended Cutting Page : P.298

Unit : mm

SIZE ØD1	TPI	EDP No. Bright	Thread Length L1	Overall Length L2	Neck Length L3	Shank Diameter ØD2	Square Size K	Square Length Kl	No. of Flute Z	Tapping Drill Diameter Ød1
#4	- 48 UNF	**TC954182**	12	56	20	4	3	6	3	3.1
#6	- 40 UNF	**TC954262**	14	70	25	6	4.9	8	3	3.7
#8	- 36 UNF	**TC954302**	13	70	25	6	4.9	8	3	4.4
#10	- 32 UNF	**TC954342**	13	80	25	6	4.9	8	3	5.1
1/4	- 28 UNF	**TC954422**	17	90	35	8	6.2	9	3	6.6
5/16	- 24 UNF	**TC954462**	18	100	39	10	8	11	3	8.25
3/8	- 24 UNF	**TC954502**	18	110	39	12	9	12	3	9.8
7/16	- 20 UNF	**TC954542**	22	100	40	9	7	10	3	11.5
1/2	- 20 UNF	**TC954582**	22	100	40	11	9	12	3	13.1
9/16	- 18 UNF	**TC954622**	22	100	40	12	9	12	3	14.75
5/8	- 18 UNF	**TC954662**	25	110	44	14	11	14	4	16.25
3/4	- 16 UNF	**TC954722**	25	125	50	16	12	15	4	19.5

▶DIN 371(#4~3/8) and DIN 374(7/16~3/4)

◎ : Excellent ○ : Good

ISO	P											M			K					
Material Description	Non-alloy steel					Low alloy steel				High alloyed steel, and tool steel		Stainless steel			Grey cast iron		Nodular cast iron		Malleable cast iron	
VDI 3323	1	2	3	4	5	6	7	8	9	10	11	12	13	14	15	16	17	18	19	20
HRc		13	25	28	32	10	29	32	38	15	35	15	23	10	10	26	3	25		21
HB	125	190	250	270	300	180	275	300	350	200	325	200	240	180	180	260	160	250	130	230
Recommended	○	○	○																	

ISO	N										S							H			
Material Description	Aluminum-wrought alloy		Aluminum-cast, alloyed			Copper and Copper Alloys (Bronze / Brass)			Non Metallic Materials		Heat Resistant Super Alloys					Titanium Alloys		Hardened steel		Chilled Cast Iron	Hardened Cast Iron
VDI 3323	21	22	23	24	25	26	27	28	29	30	31	32	33	34	35	36	37	38	39	40	41
HRc											15	30	25	38	34			55	60	42	55
HB	60	100	75	90	130	110	90	100			200	280	250	350	320	400Rm	1050Rm	550	630	400	550
Recommended	◎	◎	◎	◎			◎														

SCREW THREAD INSERT TAPS

RECOMMENDED CUTTING CONDITIONS
EMPFOHLENE SCHNEIDKONDITIONEN

					TC909 TC944	TC973 TC934 TC954
ISO	VDI 3323	Material Description	HB	HRc	Vc (m/min)	
P	1	Non-alloy steel	125		15-20	15-20
	2		190	13	15-20	15-20
	3		250	25	12-18	12-18
	4		270	28		
	5		300	32		
	6	Low alloy steel	180	10		
	7		275	29		
	8		300	32		
	9		350	38		
	10	High alloyed steel, and tool steel	200	15		
	11		325	35		
M	12	Stainless steel	200	15		
	13		240	23		
	14		180	10		
K	15	Grey cast iron	180	10		
	16		260	26		
	17	Nodular cast iron	160	3		
	18		250	25		
	19	Malleable cast iron	130			
	20		230	21		
N	21	Aluminum-wrought alloy	60		10-15	10-15
	22		100		10-15	10-15
	23	Aluminum-cast, alloyed	75		15-20	15-20
	24		90		15-20	15-20
	25		130			
	26	Copper and Copper Alloys (Bronze / Brass)	110			
	27		90		8-12	8-12
	28		100			
	29	Non Metallic Materials				
	30					
S	31	Heat Resistant Super Alloys	200	15		
	32		280	30		
	33		250	25		
	34		350	38		
	35		320	34		
	36	Titanium Alloys	400 Rm			
	37		1050 Rm			
H	38	Hardened steel	550	55		
	39		630	60		
	40	Chilled Cast Iron	400	42		
	41	Hardened Cast Iron	550	55		

Leading Through Innovation

HSS & HSS-E

PIPE TAPS
GASGEWINDEBOHRER

- Tapping Whitworth Pipe threads
- Zum Gewindeschneiden von Whitworth-Rohrgewinden

SELECTION GUIDE

THREADING TOOLS

HSS & HSS-E PIPE TAPS

Tapping Whitworth Pipe threads

HOLE TYPE			Max. 2.0xD Blind/Through Hole	Max. 2.5xD Blind Hole			Max. 3.0xD Through Hole
TOOL MATERIAL			HSS	HSS-E			
CHAMFER LEAD ACC. TO DIN2197			I/III	C			B
FLUTE TYPE			Straight Flute	Spiral Flute			Spiral Point
SPIRAL FLUTE ANGLE			-	R40	R40	R40	-
SERIES	M	DIN371/376					
		DIN352					
		DIN357/LONG					
	MF	DIN374					
		DIN2181					
	UNC	DIN371/376					
		DIN351					
	UNF	DIN371/374					
		DIN2181					
	BSW	DIN2182/2183					
		DIN351					
	G(BSP)	DIN5156/5157	T7709 (P.301)	TC728 (P.302)	TC729 (P.303)	TB514 (P.304)	TC727 (P.305)
	EG-M	DIN371/376					
	EG-UNC	DIN371/376					
	EG-UNF	DIN371/374					
SURFACE TREATMENT			Bright	Bright	Bright	VAP	Bright
MODEL							

Please visit globalyg1.com/mat for material search

◎ : Excellent ○ : Good

Recommended cutting conditions : P.306

ISO	VDI 3323	Material Description	Composition / Structure / Heat Treatment		HB	HRc					
P	1	Non-alloy steel	About 0.15% C	Annealed	125		○			◎	
	2		About 0.45% C	Annealed	190	13	○	◎		◎	◎
	3		About 0.45% C	Quenched & Tempered	250	25	○	◎			◎
	4		About 0.75% C	Annealed	270	28		◎			◎
	5		About 0.75% C	Quenched & Tempered	300	32					
	6	Low alloy steel		Annealed	180	10	○	◎	○		◎
	7			Quenched & Tempered	275	29		◎	○		◎
	8			Quenched & Tempered	300	32			◎		
	9			Quenched & Tempered	350	38			◎		
	10	High alloyed steel, and tool steel		Annealed	200	15					
	11			Quenched & Tempered	325	35					
M	12	Stainless steel	Ferritic / Martensitic	Annealed	200	15				◎	
	13		Martensitic	Quenched & Tempered	240	23				◎	
	14		Austenitic		180	10			○	◎	
K	15	Grey cast iron	Pearlitic / ferritic		180	10	○				
	16		Pearlitic (Martensitic)		260	26	○				
	17	Nodular cast iron	Ferritic		160	3		◎			◎
	18		Pearlitic		250	25		◎			◎
	19	Malleable cast iron	Ferritic		130						
	20		Pearlitic		230	21					
N	21	Aluminum-wrought alloy	Not Curable		60		○	○			○
	22		Curable	Hardened	100		○	○			○
	23	Aluminum-cast, alloyed	≤ 12% Si, Not Curable		75		○	○			○
	24		≤ 12% Si, Curable	Hardened	90			○			○
	25		> 12% Si, Not Curable		130			◎			◎
	26	Copper and Copper Alloys (Bronze / Brass)	Cutting Alloys, PB>1%		110			◎			◎
	27		CuZn, CuSnZn (Brass)		90			○			○
	28		CuSn, lead-free copper and electrolytic copper		100						
	29	Non Metallic Materials	Duroplastic, Fiber Reinforced Plastic								
	30		Rubber, Wood, etc.								
S	31	Heat Resistant Super Alloys	Fe Based	Annealed	200	15					
	32			Cured	280	30					
	33		Ni or Co Based	Annealed	250	25					
	34			Cured	350	38					
	35			Cast	320	34					
	36	Titanium Alloys	Pure Titanium		400 Rm						
	37		Alpha + Beta Alloys	Hardened	1050 Rm						
H	38	Hardened steel		Hardened	550	55					
	39			Hardened	630	60					
	40	Chilled Cast Iron		Cast	400	42					
	41	Hardened Cast Iron		Hardened	550	55					

PIPE TAPS

T7709 SERIES

G(BSP)

Whitworth Pipe threads DIN ISO 228/1

Whitworth Rohrgewinde DIN ISO 228/1
G(BSP) PROFIL 55° DIN ISO 228/1
Filettatura Whitworth per tubi DIN ISO 228/1

- ▶ Serial hand tap set in First and Bottoming.
- ▶ Bottoming tap of set has final internal thread dimensions only.
- ▶ Handgewindebohrersatz mit Vor- und Fertigschneider.
- ▶ Nur der Fertigschneider kann das gewünschte Gewinde schneiden.

First

Bottoming

Hole type
2.0×D

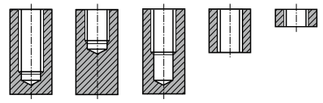

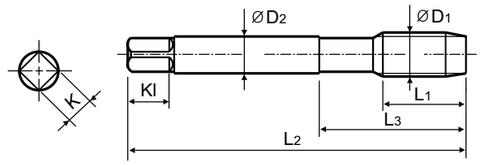

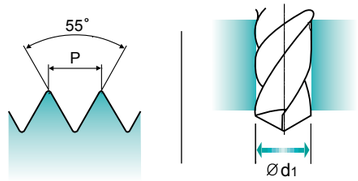

Material groups GS | HSS | DIN 5157 | 55° | I/III | Bright

Sets of taps
Gewindebohrer-Satz

Unit : mm

SIZE ØD1	TPI	EDP No. Bright	Thread Length L1	Overall Length L2	Neck Length L3	Shank Diameter ØD2	Square Size K	Square Length Kl	No. of Flute Z	Tapping Drill Diameter Ød1
G1/16	- 28	T7709029	22	56	26	6	4.9	8	3	6.8
G1/8	- 28	T7709209	20	63	27	7	5.5	8	4	8.8
G1/4	- 19	T7709409	22	70	32	11	9	12	4	11.8
G3/8	- 19	T7709489	22	70	32	12	9	12	4	15.25
G1/2	- 14	T7709569	22	80	35	16	12	15	4	19
G3/4	- 14	T7709709	22	90	40	20	16	19	4	24.5
G1	- 11	T7709789	25	100	45	25	20	23	6	30.75
G1-1/4	- 11	T7709869	40	125	77	32	24	27	6	39.5
G1-1/2	- 11	T7709949	40	140	85	36	29	32	6	45.2

◎ : Excellent ○ : Good

ISO	P											M			K					
Material Description	Non-alloy steel					Low alloy steel				High alloyed steel, and tool steel		Stainless steel			Grey cast iron		Nodular cast iron		Malleable cast iron	
VDI 3323	1	2	3	4	5	6	7	8	9	10	11	12	13	14	15	16	17	18	19	20
HRc		13	25	28	32	10	29	32	38	15	35	15	23	10	10	26	3	25		21
HB	125	190	250	270	300	180	275	300	350	200	325	200	240	180	180	260	160	250	130	230
Recommended	○	○	○			○									○	○				

ISO	N										S							H		
Material Description	Aluminum-wrought alloy		Aluminum-cast, alloyed			Copper and Copper Alloys (Bronze / Brass)			Non Metallic Materials		Heat Resistant Super Alloys					Titanium Alloys		Hardened steel	Chilled Cast Iron	Hardened Cast Iron
VDI 3323	21	22	23	24	25	26	27	28	29	30	31	32	33	34	35	36	37	38	39	40	41
HRc											15	30	25	38	34			55	60	42	55
HB	60	100	75	90	130	110	90	100			200	280	250	350	320	400 Rm	1050 Rm	550	630	400	550
Recommended	○	○	○																		

CARBIDE
HSS
THREAD MILLS
SYNCHRO TAPS
COMBO TAPS
YG TAP GENERAL
YG TAP STEEL
YG TAP HARDENED
YG TAP INOX
YG TAP CAST IRON
YG TAP ALU
YG TAP Ti Ni
YG TAP FORMING
NUT TAPS
STI TAPS
PIPE TAPS
TECHNICAL DATA

PIPE TAPS

TC728 SERIES

G(BSP)

Whitworth pipe threads DIN ISO 228/1

Whitworth Rohrgewinde DIN ISO 228/1
G(BSP) PROFIL 55° DIN ISO 228/1
Filettatura Whitworth per tubi DIN ISO 228/1

▶ Suitable for tapping blind holes due to special flute geometry and excellent chip evacuation.

▶ Geeignet zum Gewinden von Sacklöchern dank besonderer Nutengeometrie und ausgezeichneter Spanabfuhr.

DIN 5156

Hole type
2.5×D

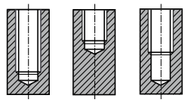

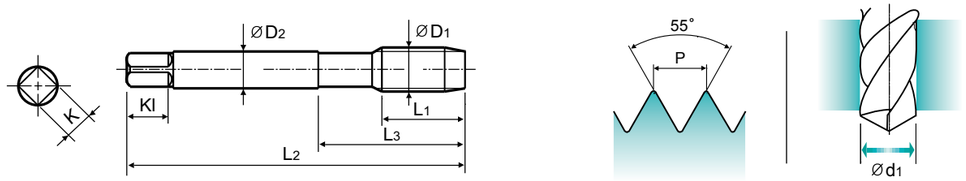

Material groups **GS** | HSS-E | DIN 5156 | 55° | C | Bright | R40

Machine taps
Maschinengewindebohrer

Recommended Cutting Page : P.306

Unit : mm

SIZE ØD1	TPI	EDP No. Bright	Thread Length L1	Overall Length L2	Neck Length L3	Shank Diameter ØD2	Square Size K	Square Length Kl	No. of Flute Z	Tapping Drill Diameter Ød1
G1/8	- 28	**TC728200**	20	90	36	7	5.5	8	3	8.8
G1/4	- 19	**TC728400**	22	100	40	11	9	12	3	11.8
G3/8	- 19	**TC728480**	22	100	40	12	9	12	3	15.25
G1/2	- 14	**TC728560**	25	125	50	16	12	15	4	19
G3/4	- 14	**TC728700**	28	140	54	20	16	19	4	24.5
G1	- 11	**TC728780**	30	160	60	25	20	23	4	30.75

◎ : Excellent ○ : Good

ISO	P											M			K					
Material Description	Non-alloy steel					Low alloy steel				High alloyed steel, and tool steel		Stainless steel			Grey cast iron		Nodular cast iron		Malleable cast iron	
VDI 3323	1	2	3	4	5	6	7	8	9	10	11	12	13	14	15	16	17	18	19	20
HRc		13	25	28	32	10	29	32	38	15	35	15	23	10	10	26	3	25		21
HB	125	190	250	270	300	180	275	300	350	200	325	200	240	180	180	260	160	250	130	230
Recommended		◎	◎	◎		◎	◎										◎	◎		

ISO	N										S							H			
Material Description	Aluminum-wrought alloy		Aluminum-cast, alloyed			Copper and Copper Alloys (Bronze / Brass)			Non Metallic Materials		Heat Resistant Super Alloys					Titanium Alloys		Hardened steel		Chilled Cast Iron	Hardened Cast Iron
VDI 3323	21	22	23	24	25	26	27	28	29	30	31	32	33	34	35	36	37	38	39	40	41
HRc											15	30	25	38	34			55	60	42	55
HB	60	100	75	90	130	110	90	100			200	280	250	350	320	400 Rm	1050 Rm	550	630	400	550
Recommended	○	○	○	○	◎	◎	○														

PIPE TAPS

TC729 SERIES

G(BSP)

Whitworth pipe threads DIN ISO 228/1

Whitworth Rohrgewinde DIN ISO 228/1
G(BSP) PROFIL 55° DIN ISO 228/1
Filettatura Whitworth per tubi DIN ISO 228/1

▶ Suitable for tapping blind holes due to special flute geometry and excellent chip evacuation.

▶ Geeignet zum Gewinden von Sacklöchern dank besonderer Nutengeometrie und ausgezeichneter Spanabfuhr.

DIN 5156

Hole type
2.5×D

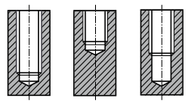

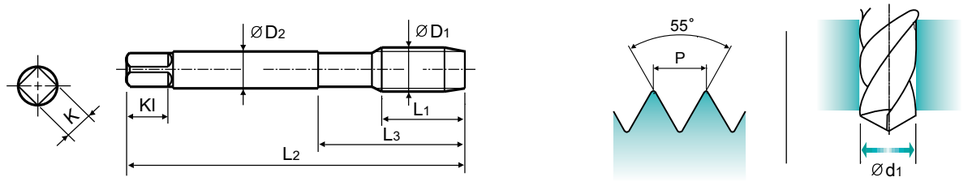

Material groups **VG** | HSS-E | DIN 5156 | 55° | C | Bright | R40

Machine taps
Maschinengewindebohrer

Recommended Cutting Page : P.306

Unit : mm

SIZE ØD1	TPI	EDP No. Bright	Thread Length L1	Overall Length L2	Neck Length L3	Shank Diameter ØD2	Square Size K	Square Length Kl	No. of Flute Z	Tapping Drill Diameter Ød1
G1/8	- 28	**TC729200**	20	90	36	7	5.5	8	3	8.8
G1/4	- 19	**TC729400**	22	100	40	11	9	12	3	11.8
G3/8	- 19	**TC729480**	22	100	40	12	9	12	3	15.25
G1/2	- 14	**TC729560**	25	125	50	16	12	15	4	19
G3/4	- 14	**TC729700**	28	140	54	20	16	19	4	24.5
G1	- 11	**TC729780**	30	160	60	25	20	23	4	30.75

◎ : Excellent ○ : Good

ISO	P											M			K					
Material Description	Non-alloy steel					Low alloy steel				High alloyed steel, and tool steel		Stainless steel			Grey cast iron		Nodular cast iron		Malleable cast iron	
VDI 3323	1	2	3	4	5	6	7	8	9	10	11	12	13	14	15	16	17	18	19	20
HRc		13	25	28	32	10	29	32	38	15	35	15	23	10	10	26	3	25		21
HB	125	190	250	270	300	180	275	300	350	200	325	200	240	180	180	260	160	250	130	230
Recommended						○	○	◎	◎					○						

ISO	N										S							H			
Material Description	Aluminum-wrought alloy		Aluminum-cast, alloyed			Copper and Copper Alloys (Bronze / Brass)			Non Metallic Materials		Heat Resistant Super Alloys					Titanium Alloys		Hardened steel		Chilled Cast Iron	Hardened Cast Iron
VDI 3323	21	22	23	24	25	26	27	28	29	30	31	32	33	34	35	36	37	38	39	40	41
HRc											15	30	25	38	34			55	60	42	55
HB	60	100	75	90	130	110	90	100			200	280	250	350	320	400 Rm	1050 Rm	550	630	400	550
Recommended																					

PIPE TAPS

TB514 SERIES

G(BSP)

Whitworth pipe threads DIN ISO 228/1

Whitworth Rohrgewinde DIN ISO 228/1
G(BSP) PROFIL 55° DIN ISO 228/1
Filettatura Whitworth per tubi DIN ISO 228/1

▶ Suitable for tapping blind holes due to special flute geometry and excellent chip evacuation.

▶ Geeignet zum Gewinden von Sacklöchern dank besonderer Nutengeometrie und ausgezeichneter Spanabfuhr.

DIN 5156

Hole type
2.5×D

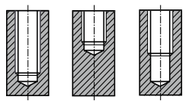

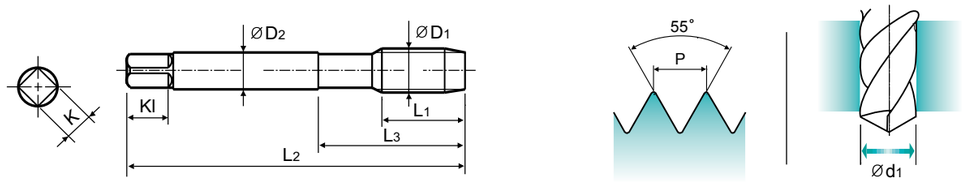

Material groups VA NW | HSS-E | DIN 5156 | 55° | C | Vap | R40

Machine taps
Maschinengewindebohrer

Recommended Cutting Page : P.306

Unit : mm

SIZE ØD1	TPI	EDP No. Vap	Thread Length L1	Overall Length L2	Neck Length L3	Shank Diameter ØD2	Square Size K	Square Length Kl	No. of Flute Z	Tapping Drill Diameter Ød1
G1/8	- 28	**TB514200**	20	90	36	7	5.5	8	3	8.8
G1/4	- 19	**TB514400**	22	100	40	11	9	12	3	11.8
G3/8	- 19	**TB514480**	22	100	40	12	9	12	3	15.25
G1/2	- 14	**TB514560**	25	125	50	16	12	15	4	19
G3/4	- 14	**TB514700**	28	140	54	20	16	19	4	24.5
G1	- 11	**TB514780**	30	160	60	25	20	23	4	30.75

◎ : Excellent ○ : Good

ISO	P											M			K					
Material Description	Non-alloy steel					Low alloy steel				High alloyed steel, and tool steel		Stainless steel			Grey cast iron		Nodular cast iron		Malleable cast iron	
VDI 3323	1	2	3	4	5	6	7	8	9	10	11	12	13	14	15	16	17	18	19	20
HRc		13	25	28	32	10	29	32	38	15	35	15	23	10	10	26	3	25		21
HB	125	190	250	270	300	180	275	300	350	200	325	200	240	180	180	260	160	250	130	230
Recommended	◎	◎										◎	◎	◎						

ISO	N										S							H			
Material Description	Aluminum-wrought alloy		Aluminum-cast, alloyed			Copper and Copper Alloys (Bronze / Brass)			Non Metallic Materials		Heat Resistant Super Alloys					Titanium Alloys		Hardened steel		Chilled Cast Iron	Hardened Cast Iron
VDI 3323	21	22	23	24	25	26	27	28	29	30	31	32	33	34	35	36	37	38	39	40	41
HRc											15	30	25	38	34			55	60	42	55
HB	60	100	75	90	130	110	90	100			200	280	250	350	320	400 Rm	1050 Rm	550	630	400	550
Recommended																					

PIPE TAPS

TC727 SERIES

G(BSP)

Whitworth Pipe threads DIN ISO 228/1

Whitworth Rohrgewinde DIN ISO 228/1
G(BSP) PROFIL 55° DIN ISO 228/1
Filettatura Whitworth per tubi DIN ISO 228/1

▶ Suitable for through hole in more cutting speed than other taps due to strong geometry.

▶ Geeignet für Sacklöcher in höherer Schnittgeschwindigkeit als andere Gewindebohrer dank einer stabilen Bohrergeometrie.

DIN 5156

Hole type
3.0×D

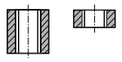

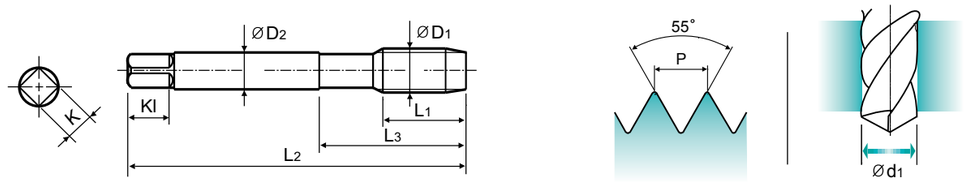

Material groups GS | HSS-E | DIN 5156 | 55° | B | Bright

Machine taps
Maschinengewindebohrer

Recommended Cutting Page : P.306

Unit : mm

SIZE ØD1	TPI	EDP No. Bright	Thread Length L1	Overall Length L2	Neck Length L3	Shank Diameter ØD2	Square Size K	Square Length Kl	No. of Flute Z	Tapping Drill Diameter Ød1
G1/8	- 28	**TC727200**	20	90	36	7	5.5	8	3	8.8
G1/4	- 19	**TC727400**	22	100	40	11	9	12	3	11.8
G3/8	- 19	**TC727480**	22	100	40	12	9	12	3	15.25
G1/2	- 14	**TC727560**	25	125	50	16	12	15	4	19
G3/4	- 14	**TC727700**	28	140	54	20	16	19	4	24.5
G1	- 11	**TC727780**	30	160	60	25	20	23	4	30.75

◎ : Excellent ○ : Good

ISO	P											M			K					
Material Description	Non-alloy steel					Low alloy steel				High alloyed steel, and tool steel		Stainless steel			Grey cast iron		Nodular cast iron		Malleable cast iron	
VDI 3323	1	2	3	4	5	6	7	8	9	10	11	12	13	14	15	16	17	18	19	20
HRc		13	25	28	32	10	29	32	38	15	35	15	23	10	10	26	3	25		21
HB	125	190	250	270	300	180	275	300	350	200	325	200	240	180	180	260	160	250	130	230
Recommended		◎	◎	◎		◎	◎										◎	◎		

ISO	N										S							H			
Material Description	Aluminum-wrought alloy		Aluminum-cast, alloyed			Copper and Copper Alloys (Bronze / Brass)			Non Metallic Materials		Heat Resistant Super Alloys					Titanium Alloys		Hardened steel		Chilled Cast Iron	Hardened Cast Iron
VDI 3323	21	22	23	24	25	26	27	28	29	30	31	32	33	34	35	36	37	38	39	40	41
HRc											15	30	25	38	34			55	60	42	55
HB	60	100	75	90	130	110	90	100			200	280	250	350	320	400 Rm	1050 Rm	550	630	400	550
Recommended	○	○	○	○	◎	◎	○														

PIPE TAPS

RECOMMENDED CUTTING CONDITIONS
EMPFOHLENE SCHNEIDKONDITIONEN

ISO	VDI 3323	Material Description	HB	HRc	TC728	TC729	TB514	TC727
					Vc (m/min)			
P	1	Non-alloy steel	125				15-20	
	2		190	13	15-20		15-20	15-20
	3		250	25	12-18			12-18
	4		270	28	10-15			10-15
	5		300	32				
	6	Low alloy steel	180	10	10-15	10-15		10-15
	7		275	29	10-15	10-15		10-15
	8		300	32		6-10		
	9		350	38		3-5		
	10	High alloyed steel, and tool steel	200	15				
	11		325	35				
M	12	Stainless steel	200	15			7-10	
	13		240	23			5-8	
	14		180	10		4-6	4-6	
K	15	Grey cast iron	180	10				
	16		260	26				
	17	Nodular cast iron	160	3	10-15			10-15
	18		250	25	5-8			5-8
	19	Malleable cast iron	130					
	20		230	21				
N	21	Aluminum-wrought alloy	60		10-15			10-15
	22		100		10-15			10-15
	23	Aluminum-cast, alloyed	75		15-20			15-20
	24		90		15-20			15-20
	25		130		10-15			10-15
	26	Copper and Copper Alloys (Bronze / Brass)	110		25-35			25-35
	27		90		8-12			8-12
	28		100					
	29	Non Metallic Materials						
	30							
S	31	Heat Resistant Super Alloys	200	15				
	32		280	30				
	33		250	25				
	34		350	38				
	35		320	34				
	36	Titanium Alloys	400 Rm					
	37		1050 Rm					
H	38	Hardened steel	550	55				
	39		630	60				
	40	Chilled Cast Iron	400	42				
	41	Hardened Cast Iron	550	55				

Leading Through Innovation

TAPS
TECHNICAL DATA
TECHNISCHE DATEN

TECHNICAL DATA
SUPER CUTTING TAPS
HOCHLEISTUNGS GEWINDEBOHRER

1 TAPS TERMINOLOGY
FACHAUSDRÜCKE BEI GEWINDEBOHRERN (Terminologie)

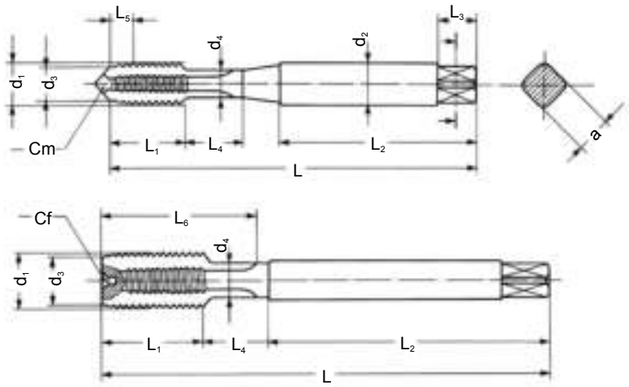

d_1	Major diameter	d_1	Nenn Aussendurchmesser	d_1	Diamètre externe nominal
d_2	Shank diameter	d_2	Schaftdurchmesser	d_2	Diamètre de la queue
d_3	Chamfer diameter	d_3	Anschnittdurchmesser	d_3	Diamètre de l'entrée
d_4	Neck diameter	d_4	Bunddurchmesser	d_4	Diamètre de la collerette de dégagement
L	Total length	L	Gesamtlänge	L	Longueur totale
L_1	Thread length	L_1	Gewindelänge	L_1	Longueur de la patie filetée
L_2	Shank length	L_2	Schaftlänge	L_2	Longueur de la queue
L_3	Square length	L_3	Vierkantlänge	L_3	Longueur du carré
L_4	Neck length	L_4	Bundlänge	L_4	Longueur de la collerette de dégagement
L_5	Chamfer length	L_5	Anschnittlänge	L_5	Longueur de l'entrée
L_6	Flutes length	L_6	Nutenlänge	L_6	Longueur des goujures
a	Square	a	Vierkantma ß	a	Carré
Cm	Center male	Cm	Mittelpunkt des Aussengewindes	Cm	Centre mâle
Cf	Center female	Cf	Mittelpunkt des Innengewindes	Cf	Centre femelle

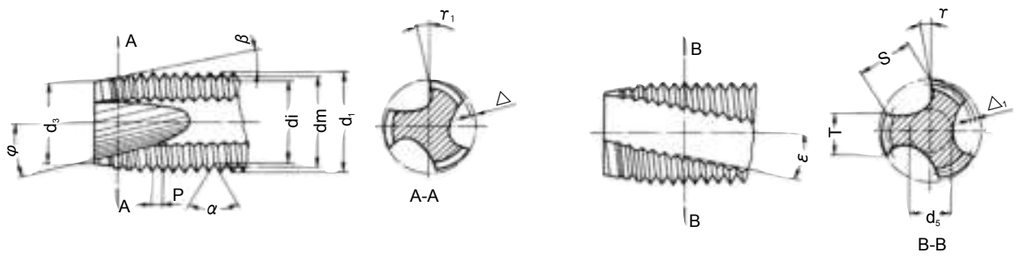

d_1	Major diameter	d_1	Nenn Aussendurchmesser	d_1	Diamètre externe nominal
dm	Flank diameter	dm	Flankendurchmesser	dm	Diamètre moyen
di	Minor diameter	di	Kerndurchmesser	di	Diamètre interne
d_3	Chamfer diameter	d_3	Anschnittdurchmesser	d_3	Diamètre de l'entrée
P	Pitch	P	Steigung	P	Pas
a	Flank angle	a	Flankenwinkel	α	Angle du filet
β	Chamfer angle	β	Anschnittwinkel	β	Demi-angle du cône d'entrée
φ	Gun nose angle	φ	Schälschnittwinkel	φ	Angle de l'entrée GUN
γ	Gun nose rake angle in front	γ_1	Schälschnitt-Spanwinkel	γ_1	Angle de coupe sur l'entrée GUN
△	Chamfer relief	△	Hinterschliff am Anschnitt	△	Détalonnage sur l'entrée
$△_1$	Pitch diameter relief on the land	$△_1$	Flankenhinterschliff auf Zahnbreite	$△_1$	Détalonnage sur le filet
γ	Rake angle	γ	Spanwinkel	γ	Angle de coupe frontale
T	Width of land	T	Zahnstollenbreite	T	Largeur des dents
S	Flute width	S	Nutenbreite	S	Largeur des goujoures
d_5	Web tickness	d_5	Seelendicke	d_5	Diamètre de l'âme
ε	Angle of spiral flute	ε	Spiralwinkel	ε	Angle d'hélice des goujures

TECHNICAL DATA
SUPER CUTTING TAPS
HOCHLEISTUNGS GEWINDEBOHRER

2 RECOMMENDED TAP DRILL SIZE
EMPFOHLENE KERNLOCHMASSE

Unit : mm

Metric-ISO threads coarse pitch				Metric-ISO threads fine pitch				Metric-ISO threads fine pitch			
M	Pitch	Maximum core dia.	Drill size	MF	Pitch	Maximum core dia.	Drill size	MF	Pitch	Maximum core dia.	Drill size
1	0.25	0.785	0.75	2.5	0.35	2.221	2.15	25	2.00	23.210	23.00
1.1	0.25	0.885	0.85	3	0.35	2.271	2.65	26	1.50	24.676	24.50
1.2	0.25	0.985	0.95	3.5	0.35	3.221	3.15	27	1.00	26.153	26.00
1.4	0.30	1.160	1.10	4	0.50	3.599	3.50	27	1.50	25.676	25.50
1.6	0.35	1.321	1.25	4.5	0.50	4.099	4.00	27	2.00	25.210	25.00
1.7	0.35	1.346	1.30	5	0.50	4.599	4.50	28	1.00	27.153	27.00
1.8	0.35	1.521	1.45	5.5	0.50	5.099	5.00	28	1.50	26.676	26.50
2	0.40	1.679	1.60	6	0.75	5.378	5.20	28	2.00	26.210	26.00
2.2	0.45	1.838	1.75	7	0.75	6.378	6.20	30	1.00	29.153	29.00
2.3	0.40	1.920	1.90	8	0.75	7.378	7.20	30	1.50	28.676	28.50
2.5	0.45	2.138	2.05	8	1.00	7.153	7.00	30	2.00	28.210	28.00
2.6	0.45	2.176	2.10	9	0.75	8.378	8.20	30	3.00	27.252	27.00
3	0.50	2.599	2.50	9	1.00	8.153	8.00	32	1.50	30.675	30.50
3.5	0.60	3.010	2.90	10	0.75	9.378	9.20	32	2.00	30.210	30.00
4	0.70	3.422	3.30	10	1.00	9.153	9.00	33	1.50	31.676	31.50
4.5	0.75	3.878	3.70	10	1.25	8.912	8.80	33	2.00	31.210	31.00
5	0.80	4.334	4.20	11	0.75	10.378	10.20	33	3.00	30.252	30.00
6	1.00	5.153	5.00	11	1.00	10.153	10.00	35	1.50	33.676	33.50
7	1.00	6.153	6.00	12	1.00	11.153	11.00	36	1.50	34.676	34.50
8	1.25	6.912	6.80	12	1.25	10.912	10.80	36	2.00	34.210	34.00
9	1.25	7.912	7.80	12	1.50	10.676	10.50	36	3.00	33.252	33.00
10	1.50	8.676	8.50	14	1.00	13.153	13.00	38	1.50	36.676	36.50
11	1.50	9.676	9.50	14	1.25	12.912	12.80	39	1.50	37.676	37.50
12	1.75	10.441	10.20	14	1.50	12.676	12.50	39	2.00	37.210	37.00
14	2.00	12.210	12.00	15	1.00	14.153	14.00	39	3.00	36.252	36.00
16	2.00	14.210	14.00	15	1.50	13.676	13.50	40	1.50	38.676	38.50
18	2.50	15.744	15.50	16	1.00	15.153	15.00	40	2.00	38.210	38.00
20	2.50	17.744	17.50	16	1.50	14.676	14.50	40	3.00	37.252	37.00
22	2.50	19.744	19.50	17	1.00	16.153	16.00	42	1.50	40.676	40.50
24	3.00	21.252	21.00	17	1.50	15.676	15.50	42	2.00	40.210	40.00
27	3.00	24.252	24.00	18	1.00	17.153	17.00	42	3.00	39.252	39.00
30	3.50	26.771	26.50	18	1.50	16.676	16.50	45	1.50	43.676	43.50
33	3.50	29.771	29.50	18	2.00	16.210	16.00	45	2.00	43.210	43.00
36	4.00	32.270	32.00	20	1.00	19.153	19.00	45	3.00	42.252	42.00
39	4.00	35.270	35.00	20	1.50	18.676	18.50	48	1.50	46.676	46.50
42	4.50	37.799	37.50	20	2.00	18.210	18.00	48	2.00	46.210	46.00
45	4.50	40.799	40.50	22	1.00	21.153	21.00	48	3.00	45.252	45.00
48	5.00	43.297	43.00	22	1.50	20.676	20.50	50	1.50	48.676	48.50
52	5.00	47.297	47.00	22	2.00	20.210	20.00	50	2.00	48.210	48.00
56	5.50	50.796	50.50	24	1.00	23.153	23.00	50	3.00	47.252	47.00
60	5.50	54.796	54.50	24	1.50	22.676	22.50	52	1.50	50.676	50.50
64	6.00	58.305	58.00	24	2.00	22.210	22.00	52	2.00	50.210	50.00
68	6.00	62.305	62.00	25	1.00	24.153	24.00	52	3.00	49.252	49.00
				25	1.50	23.676	23.50				

CARBIDE
HSS
THREAD MILLS
SYNCHRO TAPS
COMBO TAPS
YG TAP GENERAL
YG TAP STEEL
YG TAP HARDENED
YG TAP INOX
YG TAP CAST IRON
YG TAP ALU
YG TAP Ti Ni
YG TAP FORMING
NUT TAPS
STI TAPS
PIPE TAPS
TECHNICAL DATA

TECHNICAL DATA

SUPER CUTTING TAPS
HOCHLEISTUNGS GEWINDEBOHRER

Unit : mm

American Unified coarse threads			
UNC	T.P.I	Maximum core dia.	Drill size
#1	64	1.585	1.50
#2	56	1.872	1.80
#3	48	2.146	2.10
#4	40	2.385	2.30
#5	40	2.697	2.60
#6	32	2.896	2.85
#8	32	3.528	3.50
#10	24	3.950	3.90
#12	24	4.590	4.50
1/4"	20	5.250	5.20
5/16"	18	6.680	6.60
3/8"	16	8.082	8.00
7/16"	14	9.441	9.40
1/2"	13	10.881	10.75
9/16"	12	12.301	12.25
5/8"	11	13.693	13.50
3/4"	10	16.624	16.50
7/8"	9	19.520	19.50
1"	8	22.344	22.25
1*1/8"	7	25.082	25.00
1*1/4"	7	28.258	28.25
1*3/8"	6	30.851	30.75
1*1/2"	6	34.026	34.00
1*3/4"	5	39.560	39.50
2"	4.5	45.367	45.25

American Unified fine threads			
UNF	T.P.I	Maximum core dia.	Drill size
#0	80	1.306	1.30
#1	72	1.613	1.60
#2	64	1.913	1.90
#3	56	2.197	2.10
#4	48	2.459	2.40
#5	44	2.741	2.70
#6	40	3.012	3.00
#8	36	3.597	3.50
#10	32	4.168	4.10
#12	28	4.717	4.70
1/4"	28	5.563	5.50
5/16"	24	6.995	6.90
3/8"	24	8.565	8.50
7/16"	20	9.947	9.90
1/2"	20	11.524	11.50
9/16"	18	12.969	12.90
5/8"	18	14.554	14.50
3/4"	16	17.546	17.50
7/8"	14	20.493	20.50
1"	12	23.363	23.25
1*1/8"	12	26.538	26.50
1*1/4"	12	29.713	29.50
1*3/8"	12	32.888	32.70
1*1/2"	12	36.063	36.00

Whitworth threads B.S.W.			
BSW	T.P.I	Maximum core dia.	Drill size
3/32"	48	1.910	1.80
1/8"	40	2.590	2.50
5/32"	32	3.211	3.10
3/16"	24	3.743	3.60
7/32"	24	4.538	4.40
1/4"	20	5.224	5.10
5/16"	18	6.661	6.50
3/8"	16	8.052	7.90
7/16"	14	9.379	9.30
1/2"	12	10.610	10.50
9/16"	12	12.176	12.00
5/8"	11	13.598	13.50
3/4"	10	16.538	16.50
7/8"	9	19.411	19.25
1"	8	22.185	22.00
1*1/8"	7	24.879	24.75
1*1/4"	7	28.054	27.75
1*3/8"	6	30.555	30.50
1*1/2"	6	33.730	33.50
1*5/8"	5	35.921	35.50
1*3/4"	5	39.096	39.00
1*7/8"	4.5	41.648	41.50
2"	4.5	44.823	44.50
2*1/4"	4	50.420	50.00
2*1/2"	4	56.770	56.50
2*3/4"	3.5	62.108	62.00
3"	3.5	68.459	68.50

Whitworth pipe thread BSP.PI			
G(BSP)	T.P.I	Maximum core dia.	Drill size
1/8"	28	8.848	8.80
1/4"	19	11.890	11.80
3/8"	19	15.395	15.25
1/2"	14	19.172	19.00
5/8"	14	21.128	21.00
3/4"	14	24.658	24.50
7/8"	14	28.418	28.25
1"	11	30.931	30.75
1*1/8"	11	35.579	35.50
1*1/4"	11	39.592	39.50
1*3/8"	11	42.005	42.00
1*1/2"	11	45.485	45.20
1*5/8"	11	49.670	49.60
1*3/4"	11	51.428	51.40
2"	11	57.296	57.20
2*1/4"	11	63.392	63.30
2*3/8"	11	67.080	67.00
2*1/2"	11	72.866	72.80
2*3/4"	11	79.216	79.10
3"	11	85.566	85.50
3*1/4"	11	91.662	91.50
3*1/2"	11	98.012	98.00
3*3/4"	11	104.362	104.00
4"	11	110.712	110.50

TECHNICAL DATA
SUPER CUTTING TAPS
HOCHLEISTUNGS GEWINDEBOHRER

3 TAP TOLERANCES
GEWINDEBOHRER TOLERANZEN

Tolerance classes of taps and tolerance positions for screw threads as per Metric ISO Standard.

Toleranzklassen und Toleranzfelder für Schraubengewinde entsprechen dem metrischen ISO-Standard

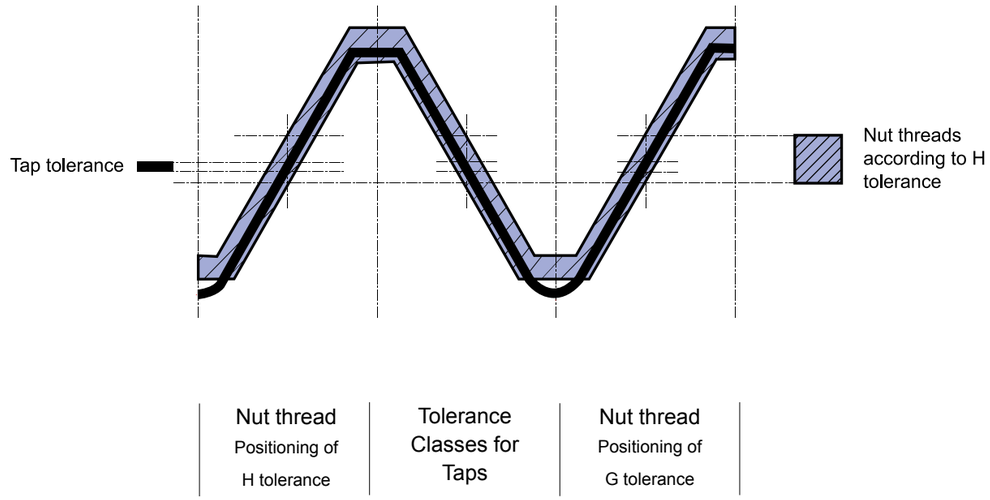

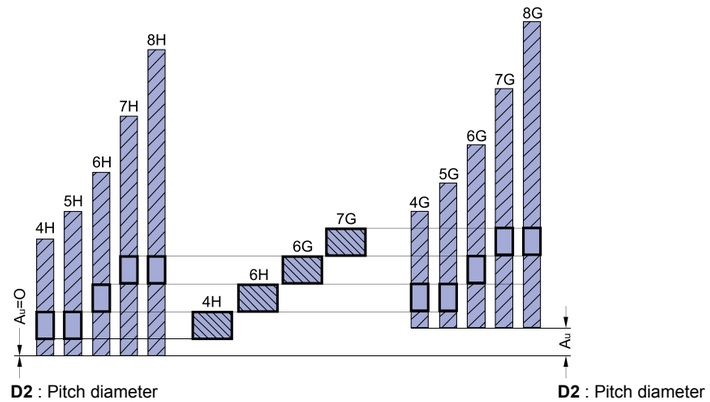

Taps tolerances and recomanded classes

Tap tolerance ISO	Tap tolerance DIN	Correct class to obtain Nut thread with tolerance				
ISO 1	4H	4H	5H			
ISO 2	6H	4G	5G	6H		
ISO 3	6G			6G	7H	8H
	7G				7G	8G

3-1 METRIC ISO COARSE THREADS
METRISCHES ISO-GEWINDE

Nominal dimensions UNI 4535-64
Production tolerances on tap pitch diameter for ISO 6H Nut threads
Limit dimensions-Nut threads ISO 6H

Dimensions in mm

$H = 0.86603P$

$H_1 = \frac{5}{8} H = 0.54127P$

$h_3 = \frac{17}{24} H = 0.61343P$

$d_2 = D_2 = d - \quad H = \frac{3}{4} d - 0.64952P$

$d_3 = d - 2h_3 = d - 1.22687P$

$r = \frac{H}{6} = 0.14434P$

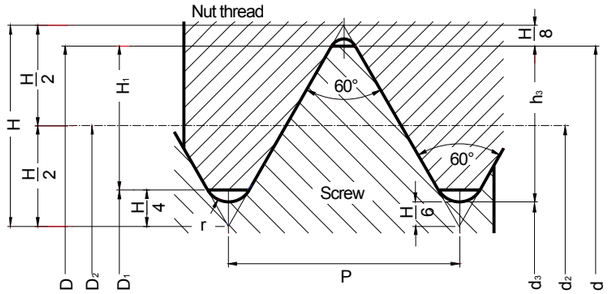

Nominal diameter	Pitch	Pitch diameter	Minor diameter		Thread depth		Radius	Pitch diameter Tap tolerance 6H		Pitch diameter Nut tolerance 6H	
			Screw	Nut	Screw	Nut		min.	max.	min.	max.
d = D	P	d2 = D2	d3	D1	h3	H1	r	d2			
M 1.6	0.35	1.373	1.171	1.221	0.215	0.189	0.051	1.393	1.407	1.373	1.458
M 1.8	0.35	1.573	1.371	1.421	0.215	0.189	0.051	1.593	1.607	1.573	1.658
M 2	0.4	1.740	1.509	1.567	0.245	0.217	0.058	1.761	1.776	1.740	1.830
M 2.2	0.45	1.908	1.648	1.713	0.276	0.244	0.065	1.931	1.946	1.908	2.003
M 2.5	0.45	2.208	1.948	2.013	0.276	0.244	0.065	2.231	2.246	2.208	2.303
M 3	0.5	2.675	2.387	2.459	0.307	0.271	0.072	2.699	2.715	2.675	2.775
M 3.5	0.6	3.110	2.764	2.850	0.368	0.325	0.087	3.137	3.155	3.110	3.222
M 4	0.7	3.545	3.141	3.242	0.429	0.379	0.101	3.574	3.593	3.545	3.663
M 4.5	0.75	4.013	3.580	3.688	0.460	0.406	0.108	4.042	4.061	4.013	4.131
M 5	0.8	4.480	4.019	4.134	0.491	0.433	0.115	4.510	4.530	4.480	4.605
M 6	1	5.350	4.773	4.917	0.613	0.541	0.144	5.385	5.409	5.350	5.500
M 7	1	6.350	5.773	5.917	0.613	0.541	0.144	6.385	6.409	6.350	6.500
M 8	1.25	7.188	6.466	6.647	0.767	0.677	0.180	7.226	7.251	7.188	7.348
M 9	1.25	8.188	7.466	7.647	0.767	0.677	0.180	8.226	8.251	8.188	8.348
M 10	1.5	9.026	8.160	8.376	0.920	0.812	0.217	9.068	9.096	9.026	9.206
M 11	1.5	10.026	9.160	9.376	0.920	0.812	0.217	10.068	10.096	10.026	10.206
M 12	1.75	10.863	9.853	10.106	1.074	0.947	0.253	10.911	10.943	10.863	11.063
M 14	2	12.701	11.546	11.835	1.227	1.083	0.289	12.752	12.786	12.701	12.913
M 16	2	14.701	13.546	13.835	1.227	1.083	0.289	14.752	14.786	14.701	14.913
M 18	2.5	16.376	14.933	15.294	1.534	1.353	0.361	16.430	16.466	16.376	16.600
M 20	2.5	18.376	16.933	17.294	1.534	1.353	0.361	18.430	18.466	18.376	18.600
M 22	2.5	20.376	18.933	19.294	1.534	1.353	0.361	20.430	20.466	20.376	20.600
M 24	3	22.051	20.319	20.752	1.840	1.624	0.433	22.115	22.157	22.051	22.316
M 27	3	25.051	23.319	23.752	1.840	1.624	0.433	25.115	25.157	25.051	25.316
M 30	3.5	27.727	25.706	26.211	2.147	1.894	0.505	27.794	27.839	27.727	28.007
M 33	3.5	30.727	28.706	29.211	2.147	1.894	0.505	30.794	30.839	30.727	31.007
M 36	4	33.402	31.093	31.670	2.454	2.165	0.577	33.473	33.520	33.402	33.702
M 39	4	36.402	34.093	34.670	2.454	2.165	0.577	36.473	36.520	36.402	36.702
M 42	4.5	39.077	36.479	37.129	2.760	2.436	0.650	39.152	39.202	39.077	39.392
M 45	4.5	42.077	39.479	40.129	2.760	2.436	0.650	42.152	42.202	42.077	42.392
M 48	5	44.752	41.866	42.587	3.067	2.706	0.722	44.832	44.885	44.752	45.087
M 52	5	48.752	45.866	46.587	3.067	2.706	0.722	48.832	48.885	48.752	49.087
M 56	5.5	52.428	49.252	50.046	3.374	2.977	0.794	52.512	52.568	52.428	52.783
M 60	5.5	56.428	53.252	54.046	3.374	2.977	0.794	56.512	56.568	56.428	56.783
M 64	6	60.103	56.639	57.505	3.681	3.248	0.866	60.193	60.253	60.103	60.478
M 68	6	64.103	60.639	61.505	3.681	3.248	0.866	64.193	64.253	64.103	64.478
Metric thread MA(old UNI 159 Profile)											**Nut tolerance SH8**
M 1.7	0.35	1.473	1.246	1.246	0.227	0.227	0.040	1.493	1.507	1.473	1.529
M 2.3	0.4	2.040	1.780	1.780	0.260	0.260	0.040	2.061	2.076	2.040	2.120
M 2.6	0.45	2.308	2.016	2.016	0.292	0.292	0.050	2.331	2.346	2.308	2.388

TECHNICAL DATA
SUPER CUTTING TAPS
HOCHLEISTUNGS GEWINDEBOHRER

3-2 METRIC ISO FINE THREADS
METRISCHES ISO-FEINGEWINDE

Nominal dimensions UNI 4535-64
Production tolerances on tap flank diameter for ISO 6H Nut threads
Limit dimensions-Nut threads ISO 6H

Dimensions in mm

$H = 0.86603P$

$H_1 = \frac{5}{8} H = 0.54127P$

$h_3 = \frac{17}{24} H = 0.61343P$

$d_2 = D_2 = d - \frac{3}{4} H = d - 0.64952P$

$d_3 = d - 2h_3 = d - 1.22687P$

$r = \frac{H}{6} = 0.14434P$

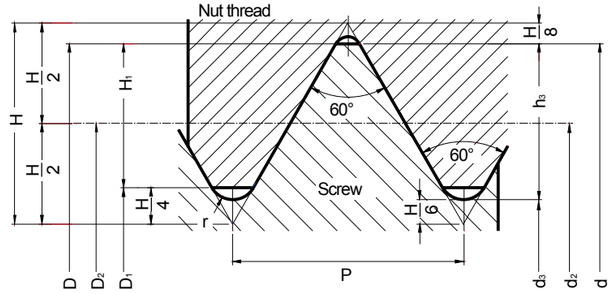

Nominal diameter	Pitch	Pitch diameter	Minor diameter		Thread depth		Radius	Pitch diameter Tap tolerance 6H		Pitch diameter Nut tolerance 6H	
			Screw	Nut	Screw	Nut		min.	max.	min.	max.
d = D	P	d2 = D2	d3	D1	h3	H1	r	d2			
M 2	0.25	1.838	1.693	1.729	0.153	0.135	0.036	1.844	1.856	1.838	1.886
M 2.5	0.35	2.273	2.701	2.121	0.215	0.189	0.051	2.293	2.307	2.273	2.358
M 3	0.35	2.773	2.571	2.621	0.215	0.189	0.051	2.794	2.809	2.773	2.863
M 3.5	0.35	3.273	3.071	3.121	0.215	0.189	0.051	3.294	3.309	3.273	3.363
M 4	0.5	3.675	3.387	3.459	0.307	0.271	0.072	3.699	3.715	3.675	3.775
M 4.5	0.5	4.175	3.887	3.959	0.307	0.271	0.072	4.199	4.215	4.175	4.275
M 5	0.5	4.675	4.387	4.459	0.307	0.271	0.072	4.699	4.715	4.675	4.775
M 5.5	0.5	5.175	4.887	4.959	0.307	0.271	0.072	5.199	5.215	5.175	5.275
M 6	0.5	5.675	5.387	5.459	0.307	0.271	0.072	5.702	5.720	5.675	5.787
M 6	0.75	5.513	5.080	5.188	0.460	0.406	0.108	5.545	5.566	5.513	5.645
M 7	0.75	6.513	6.080	6.188	0.460	0.406	0.108	6.545	6.566	6.513	6.645
M 8	0.5	7.675	7.387	7.459	0.307	0.271	0.072	7.702	7.720	7.675	7.787
M 8	0.75	7.513	7.080	7.188	0.460	0.406	0.108	7.545	7.566	7.513	7.645
M 8	1	7.350	6.773	6.917	0.613	0.541	0.144	7.835	7.409	7.350	7.500
M 9	0.75	8.513	8.080	8.188	0.460	0.406	0.108	8.545	8.566	8.513	8.645
M 9	1	8.350	7.773	7.917	0.613	0.541	0.144	8.385	8.409	8.350	8.500
M 10	0.5	9.675	9.387	9.459	0.307	0.271	0.072	9.702	9.720	9.675	9.787
M 10	0.75	9.513	9.080	9.188	0.460	0.406	0.108	9.545	9.566	9.513	9.645
M 10	1	9.350	8.773	8.917	0.613	0.541	0.144	9.385	9.409	9.350	9.500
M 10	1.25	9.188	8.466	8.647	0.767	0.677	0.180	9.226	9.251	9.188	9.348
M 11	0.75	10.513	10.080	10.188	0.460	0.406	0.108	10.545	10.566	10.513	10.645
M 11	1	10.350	9.773	9.917	0.613	0.541	0.144	10.385	10.409	10.350	10.500
M 12	0.75	11.513	11.080	11.188	0.460	0.406	0.108	11.547	11.569	11.513	11.653
M 12	1	11.350	10.773	10.917	0.613	0.541	0.144	11.388	11.413	11.350	11.510
M 12	1.25	11.188	10.466	10.647	0.767	0.677	0.180	11.230	11.258	11.188	11.368
M 12	1.5	11.026	10.160	10.376	0.920	0.812	0.217	11.071	11.101	11.026	11.216
M 13	1	12.350	11.773	11.917	0.613	0.541	0.144	12.388	12.413	12.350	12.510
M 14	1	13.350	12.773	12.917	0.613	0.541	0.144	13.388	13.413	13.350	13.510
M 14	1.25	13.188	12.466	12.647	0.767	0.677	0.180	13.230	13.258	13.188	13.368
M 14	1.5	13.026	12.160	12.376	0.920	0.812	0.217	13.071	13.101	13.026	13.216
M 15	1	14.350	13.773	13.917	0.613	0.541	0.144	14.388	14.413	14.350	14.510
M 15	1.5	14.026	13.160	13.376	0.920	0.812	0.217	14.071	14.101	14.026	14.216
M 16	1	15.350	14.773	14.917	0.613	0.541	0.144	15.388	15.413	15.350	15.510
M 16	1.25	15.188	14.466	14.647	0.767	0.677	0.180	15.230	15.258	15.188	15.368
M 16	1.5	15.026	14.160	14.376	0.920	0.812	0.217	15.071	15.101	15.026	15.216
M 17	1	16.350	15.773	15.917	0.613	0.541	0.144	16.388	16.413	16.350	16.510
M 17	1.5	16.026	15.160	15.376	0.920	0.812	0.217	16.071	16.101	16.026	16.216
M 18	1	17.350	16.773	16.917	0.613	0.541	0.144	17.388	17.413	17.350	17.510
M 18	1.5	17.026	16.160	16.376	0.920	0.812	0.217	17.071	17.101	17.026	17.216
M 18	2	16.701	15.546	15.835	1.227	1.083	0.289	16.752	16.786	16.701	16.913
M 20	1	19.350	18.773	18.917	0.613	0.541	0.144	19.388	19.413	19.350	19.510
M 20	1.5	19.026	18.160	18.376	0.920	0.812	0.217	19.071	19.101	19.026	19.216
M 20	2	18.701	17.546	17.835	1.227	1.083	0.289	18.752	18.786	18.701	18.913
M 22	1	21.350	20.773	20.917	0.613	0.541	0.144	21.388	21.413	21.350	21.510
M 22	1.5	21.026	20.160	20.376	0.920	0.812	0.217	21.071	21.101	21.026	21.216

CARBIDE
HSS
THREAD MILLS
SYNCHRO TAPS
COMBO TAPS
YG TAP GENERAL
YG TAP STEEL
YG TAP HARDENED
YG TAP INOX
YG TAP CAST IRON
YG TAP ALU
YG TAP Ti Ni
YG TAP FORMING
NUT TAPS
STI TAPS
PIPE TAPS
TECHNICAL DATA

TECHNICAL DATA

SUPER CUTTING TAPS
HOCHLEISTUNGS GEWINDEBOHRER

Nominal diameter	Pitch	Pitch diameter	Minor diameter		Thread depth		Radius	Pitch diameter Tap tolerance 6H		Pitch diameter Nut tolerance 6H	
			Screw	Nut	Screw	Nut		min.	max.	min.	max.
d = D	P	$d_2 = D_2$	d_3	D_1	h_3	H_1	r	d_2			
M 22	2	20.701	19.546	19.835	1.227	1.083	0.289	20.752	20.786	20.701	20.913
M 24	1	23.350	22.773	22.917	0.613	0.541	0.144	23.390	23.416	23.350	23.520
M 24	1.5	23.026	22.160	22.376	0.920	0.812	0.217	23.074	23.106	23.026	23.226
M 24	2	22.701	21.546	21.835	1.227	1.083	0.289	22.754	22.791	22.701	22.925
M 25	1	24.350	23.773	23.917	0.613	0.541	0.144	24.390	24.416	24.350	24.520
M 25	1.5	24.026	23.160	23.376	0.920	0.812	0.217	24.074	24.106	24.026	24.226
M 25	2	23.701	22.546	22.835	1.227	1.083	0.289	23.754	23.791	23.701	23.925
M 26	1	25.350	24.773	24.917	0.613	0.541	0.144	25.390	25.416	25.350	25.520
M 26	1.5	25.026	24.160	24.376	0.920	0.812	0.217	25.074	25.106	25.026	25.226
M 26	2	24.701	23.546	23.835	1.227	1.083	0.289	24.754	24.791	24.701	24.925
M 27	1	26.350	25.773	25.917	0.613	0.541	0.144	26.390	26.416	26.350	26.520
M 27	1.5	26.026	25.160	25.376	0.920	0.812	0.217	26.074	26.106	26.026	26.226
M 27	2	25.701	24.546	24.835	1.227	1.083	0.289	25.754	25.791	25.701	25.925
M 28	1	27.350	26.773	26.917	0.613	0.541	0.144	27.390	27.416	27.350	27.520
M 28	1.5	27.026	26.160	26.376	0.920	0.812	0.217	27.074	27.106	27.026	27.226
M 28	2	26.701	25.546	25.835	1.227	1.083	0.289	26.754	26.791	26.701	26.925
M 30	1	29.350	28.773	28.917	0.613	0.541	0.144	29.390	29.416	29.350	29.520
M 30	1.5	29.026	28.160	28.376	0.920	0.812	0.217	29.074	29.106	29.026	29.226
M 30	2	28.701	27.546	27.835	1.227	1.083	0.289	28.754	28.791	28.701	28.925
M 30	3	28.051	26.319	26.752	1.840	1.624	0.433	28.115	28.157	28.051	28.316
M 32	1.5	31.026	30.160	30.376	0.920	0.812	0.217	31.074	31.106	31.026	31.226
M 32	2	30.701	29.546	29.835	1.227	1.083	0.289	30.754	30.791	30.701	30.925
M 33	1.5	32.026	31.160	31.376	0.920	0.812	0.217	32.074	32.106	32.026	32.226
M 33	2	31.701	30.546	30.835	1.227	1.083	0.289	31.754	31.791	31.701	31.925
M 33	3	31.051	29.319	29.752	1.840	1.624	0.433	31.115	31.157	31.051	31.316
M 35	1.5	34.026	33.160	33.376	0.920	0.812	0.217	34.074	34.106	34.026	34.226
M 35	2	33.701	32.546	32.835	1.227	1.083	0.289	33.754	33.791	33.701	33.925
M 36	1.5	35.026	34.160	34.376	0.920	0.812	0.217	35.074	35.106	35.026	35.226
M 36	2	34.701	33.546	33.835	1.227	1.083	0.289	34.754	34.791	34.701	34.925
M 36	3	34.051	32.319	32.752	1.840	1.624	0.433	34.115	34.157	34.051	34.316
M 38	1.5	37.026	36.160	36.376	0.920	0.812	0.217	37.074	37.106	37.026	37.226
M 39	1.5	38.026	37.160	37.376	0.920	0.812	0.217	38.074	38.106	38.026	38.226
M 39	2	37.701	36.546	36.835	1.227	1.083	0.289	37.754	37.791	37.701	37.925
M 39	3	37.051	35.319	35.752	1.840	1.624	0.433	37.115	37.157	37.051	37.316
M 40	1.5	39.026	38.160	38.376	0.920	0.812	0.217	39.074	39.106	39.026	39.226
M 40	2	38.701	37.546	37.835	1.227	1.083	0.289	38.754	38.791	38.701	38.925
M 40	3	38.051	36.319	36.752	1.840	1.624	0.433	38.115	38.157	38.051	38.316
M 42	1.5	41.026	40.160	40.376	0.920	0.812	0.217	41.074	41.106	41.026	41.226
M 42	2	40.701	39.546	39.835	1.227	1.083	0.289	40.754	40.791	40.701	40.925
M 42	3	40.051	38.319	38.752	1.840	1.624	0.433	40.115	40.157	40.051	40.316
M 45	1.5	44.026	43.160	43.376	0.920	0.812	0.217	44.074	44.106	44.026	44.226
M 45	2	43.701	42.546	42.835	1.227	1.083	0.289	43.754	43.791	43.701	43.925
M 45	3	43.051	41.319	41.752	1.840	1.624	0.433	43.115	43.157	43.051	43.316
M 48	1.5	47.026	46.160	46.376	0.920	0.812	0.217	47.077	47.111	47.026	47.238
M 48	2	46.701	45.546	45.835	1.227	1.083	0.289	46.758	46.796	46.701	46.937
M 48	3	46.051	44.319	44.752	1.840	1.624	0.433	46.118	46.163	46.051	46.331
M 50	1.5	49.026	48.160	48.376	0.920	0.812	0.217	49.077	49.111	49.026	49.238
M 50	2	48.701	47.546	47.835	1.227	1.083	0.289	48.758	48.796	48.701	48.937
M 50	3	48.051	46.319	46.752	1.840	1.624	0.433	48.118	48.163	48.051	48.331
M 52	1.5	51.026	50.160	50.376	0.920	0.812	0.217	51.077	51.111	51.026	51.238
M 52	2	50.701	49.546	49.835	1.227	1.083	0.289	50.758	50.796	50.701	50.937
M 52	3	50.051	48.319	48.752	1.840	1.624	0.433	50.118	50.163	50.051	50.331
M 55	1.5	54.026	53.160	53.376	0.920	0.812	0.217	54.077	54.111	54.026	54.238
M 55	2	53.701	52.546	52.835	1.227	1.083	0.289	53.758	53.796	53.701	53.937
M 55	3	53.051	51.319	51.752	1.840	1.624	0.433	53.118	53.163	53.051	53.331
M 56	1.5	55.026	54.160	54.376	0.920	0.812	0.217	55.077	55.111	55.026	55.238
M 56	2	54.701	53.546	53.835	1.227	1.083	0.289	54.758	54.796	54.701	54.937
M 56	3	54.051	52.319	52.752	1.840	1.624	0.433	54.118	54.163	54.051	54.331
M 58	1.5	57.026	56.160	56.376	0.920	0.812	0.217	57.077	57.111	57.026	57.238
M 58	2	56.701	55.546	55.835	1.227	1.083	0.289	56.758	56.796	56.701	56.937
M 58	3	56.051	54.319	54.752	1.840	1.624	0.433	56.118	56.163	56.051	56.331
M 60	1.5	59.026	58.160	58.376	0.920	0.812	0.217	59.077	59.111	59.026	59.238
M 60	2	58.701	57.546	57.835	1.227	1.083	0.289	58.758	58.796	58.701	58.937
M 60	3	58.051	56.319	56.752	1.840	1.624	0.433	58.118	58.163	58.051	58.331
Metric thread MB(old UNI 160 Profile)											**Nut tolerance SH8**
M 2,3	0.25	2.138	1.976	1.976	0.162	0.162	0.030	2.144	2.156	2.138	2.194
M 2,6	0.35	2.373	2.146	2.146	0.227	0.227	0.040	2.393	2.407	2.373	2.429

TECHNICAL DATA
SUPER CUTTING TAPS
HOCHLEISTUNGS GEWINDEBOHRER

UNIFIED COARSE THREADS
UNIFIED GROBGEWINDE

Nominal dimensions as per ANSI B1.1
Production tolerances on tap flank diameter for 2B class nut threads
Limit dimensions-Nut threads as per ANSI B1.1, 2B-3B tolerance classes

Dimensions in mm

$H = 0.86603P$

$H_1 = \frac{5}{8}H = 0.54127P$

$h_3 = \frac{17}{24}H = 0.61343P$

$d_2 = D_2 = d - \frac{3}{4}H = d - 0.64952P$

$d_3 = d - 2h_3 = d - 1.22687P$

$r = \frac{H}{6} = 0.14434P$

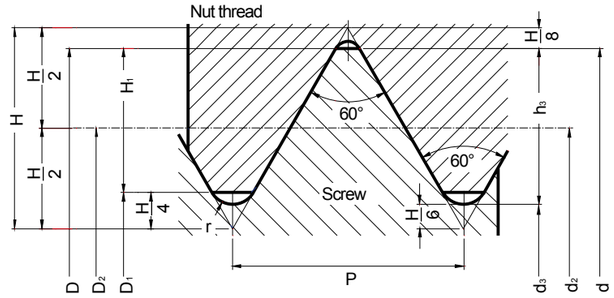

Nominal diameter	T.P.I	Pitch	External diameter	Flank diameter	Thread depth		Flank diameter Tap tolerance 2B		Flank diameter Nut tolerance		
					Nut	Screw	min.	max.	min. 2B/3B	max. 2B	max. 3B
		P	d = D	$d_2 = D_2$	D_1	d_3					
#1	- 64 UNC	0.397	1.854	1.598	1.425	1.367	1.610	1.623	1.598	1.664	1.646
#2	- 64 UNC	0.454	2.184	1.890	1.694	1.628	1.902	1.915	1.890	1.961	1.943
#3	- 48 UNC	0.529	2.515	2.172	1.941	1.864	2.184	2.197	2.172	2.248	2.228
#4	- 40 UNC	0.635	2.845	2.433	2.156	2.065	2.446	2.459	2.433	2.517	2.494
#5	- 40 UNC	0.635	3.175	2.764	2.487	2.395	2.776	2.789	2.764	2.847	2.827
#6	- 32 UNC	0.794	3.505	2.990	2.647	2.532	3.105	3.028	2.990	3.084	3.058
#8	- 32 UNC	0.794	4.166	3.650	3.307	3.193	3.675	3.688	3.650	3.746	3.721
#10	- 24 UNC	1.058	4.826	4.138	3.680	3.528	4.163	4.176	4.138	4.247	4.219
#12	- 24 UNC	1.058	5.486	4.798	4.341	4.188	4.823	4.836	4.798	4.910	4.882
1/4"	- 20 UNC	1.270	6.350	5.524	4.976	4.793	5.575	5.588	5.524	5.646	5.616
5/16"	- 18 UNC	1.411	7.938	7.021	6.411	6.205	7.071	7.084	7.021	7.155	7.120
3/8"	- 16 UNC	1.588	9.525	8.494	7.805	7.577	8.545	8.557	8.494	8.639	8.603
7/16"	- 14 UNC	1.814	11.112	9.934	9.149	8.887	9.985	9.997	9.934	10.089	10.051
1/2"	- 13 UNC	1.954	12.700	11.430	10.584	10.302	11.481	11.494	11.430	11.595	11.552
9/16"	- 12 UNC	2.117	14.288	12.913	11.996	11.692	12.964	12.977	12.913	13.086	13.043
5/8"	- 11 UNC	2.309	15.875	14.376	13.376	13.043	14.427	14.440	14.376	14.559	14.514
3/4"	- 10 UNC	2.540	19.050	17.399	16.229	15.933	17.450	17.463	17.399	17.595	17.544
7/8"	- 9 UNC	2.822	22.225	20.391	19.169	18.763	20.455	20.467	20.391	20.599	20.546
1"	- 8 UNC	3.175	25.400	23.338	21.963	21.504	23.401	23.414	23.338	23.561	23.505
1*1/8"	- 7 UNC	3.629	28.575	26.218	24.648	24.122	26.294	26.319	26.218	26.457	26.398
1*1/4"	- 7 UNC	3.629	31.750	29.393	27.823	27.297	29.469	29.494	29.393	29.637	29.576
1*3/8"	- 6 UNC	4.233	34.925	32.174	30.343	29.731	32.250	32.276	32.174	32.438	32.372
1*1/2"	- 6 UNC	4.233	38.100	35.349	33.518	32.906	35.425	35.451	35.349	35.616	35.550
1*3/4"	- 5 UNC	5.080	44.450	41.151	38.951	38.217	41.241	41.266	41.151	41.445	41.372
2"	- 4 1/2 UNC	5.644	50.800	47.135	44.689	43.876	47.235	47.260	47.135	47.450	47.371
2*1/4"	- 4 1/2 UNC	5.644	57.150	53.485	51.039	50.226			53.485	53.805	53.726
2*1/2"	- 4 UNC	6.350	63.500	59.375	56.627	55.710			59.375	59.718	59.632
2*3/4"	- 4 UNC	6.350	69.850	65.725	62.977	62.060			65.725	66.073	65.987
3"	- 4 UNC	6.350	76.200	72.075	69.327	68.410			72.075	72.428	72.339
3*1/4"	- 4 UNC	6.350	82.550	78.425	75.677	74.760			78.425	78.783	78.694
3*1/2"	- 4 UNC	6.350	88.900	84.775	82.027	81.110			84.775	85.183	85.049
3*3/4"	- 4 UNC	6.350	95.250	91.125	88.377	87.460			91.125	91.493	91.402
4"	- 4 UNC	6.350	101.600	97.475	94.727	93.810			97.475	97.848	97.757

CARBIDE
HSS
THREAD MILLS
SYNCHRO TAPS
COMBO TAPS
YG TAP GENERAL
YG TAP STEEL
YG TAP HARDENED
YG TAP INOX
YG TAP CAST IRON
YG TAP ALU
YG TAP Ti Ni
YG TAP FORMING
NUT TAPS
STI TAPS
PIPE TAPS
TECHNICAL DATA

34 UNIFIED FINE THREADS
UNIFIED FEINGEWINDE

Nominal dimensions as per ANSI B1.1
Production tolerances on tap flank diameter for 2B class nut threads
Limit dimensions-Nut threads as per ANSI B1.1, 2B-3B tolerance classes

Dimensions in mm

$H = 0.86603P$

$H_1 = \frac{5}{8}H = 0.54127P$

$h_3 = \frac{17}{24}H = 0.61343P$

$d_2 = D_2 = d - \frac{3}{4}H = d - 0.64952P$

$d_3 = d - 2h_3 = d - 1.22687P$

$r = \frac{H}{6} = 0.14434P$

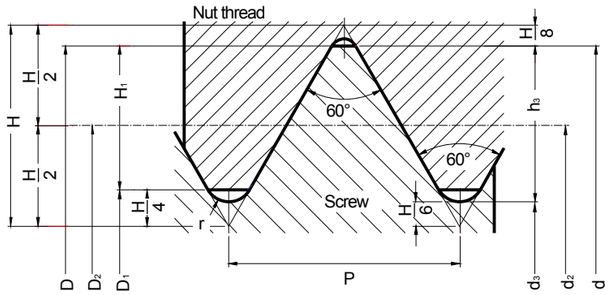

Nominal diameter	T.P.I	Pitch	External diameter	Flank diameter	Thread depth		Flank diameter Tap tolerance 2B		Flank diameter Nut tolerance		
					Nut	Screw	min.	max.	min. 2B/3B	max. 2B	max. 3B
		P	d = D	d2 = D2	D1	d3					
#0	- 80 UNF	0.318	1.524	1.318	1.181	1.135	1.331	1.344	1.318	1.377	1.361
#1	- 72 UNF	0.353	1.854	1.626	1.473	1.422	1.638	1.651	1.626	1.689	1.674
#2	- 64 UNF	0.397	2.184	1.928	1.755	1.697	1.941	1.953	1.928	1.996	1.979
#3	- 56 UNF	0.454	2.515	2.220	2.024	1.958	2.233	2.245	2.220	2.291	2.273
#4	- 48 UNF	0.529	2.845	2.502	2.271	2.195	2.515	2.527	2.502	2.581	2.560
#5	- 44 UNF	0.577	3.175	2.799	2.550	2.466	2.812	2.824	2.799	2.880	2.860
#6	- 40 UNF	0.635	3.505	3.094	2.817	2.725	3.108	3.119	3.094	3.180	3.157
#8	- 36 UNF	0.706	4.166	3.708	3.401	3.299	3.721	3.734	3.708	3.800	3.777
#10	- 32 UNF	0.794	4.826	4.310	3.967	3.853	4.336	4.348	4.310	4.409	4.384
#12	- 28 UNF	0.907	5.486	4.897	4.503	4.374	4.923	4.935	4.897	5.004	4.976
1/4"	- 28 UNF	0.907	6.350	5.761	5.367	5.237	5.799	5.812	5.761	5.870	5.842
5/16"	- 24 UNF	1.058	7.938	7.249	6.792	6.640	7.287	7.300	7.249	7.371	7.341
3/8"	- 24 UNF	1.058	9.525	8.837	8.379	8.227	8.875	8.887	8.837	8.961	8.931
7/16"	- 20 UNF	1.270	11.112	10.287	9.738	9.555	10.338	10.351	10.287	10.424	10.391
1/2"	- 20 UNF	1.270	12.700	11.874	11.326	11.143	11.925	11.938	11.874	12.017	11.981
9/16"	- 18 UNF	1.411	14.288	13.371	12.761	12.555	13.421	13.434	13.371	13.520	13.482
5/8"	- 18 UNF	1.411	15.875	14.958	14.348	14.143	15.009	15.022	14.958	15.110	15.072
3/4"	- 16 UNF	1.588	19.050	18.019	17.330	17.102	18.070	18.082	18.019	18.184	18.143
7/8"	- 14 UNF	1.814	22.225	21.046	20.262	20.000	21.110	21.123	21.046	21.224	21.181
1"	- 12 UNF	2.117	25.400	24.026	23.109	22.804	24.089	24.102	24.026	24.219	24.171
1*1/8"	- 12 UNF	2.117	28.575	27.201	26.284	25.979	27.252	27.277	27.201	27.339	27.351
1*1/4"	- 12 UNF	2.117	31.750	30.376	29.459	29.154	30.427	30.452	30.376	30.579	30.528
1*3/8"	- 12 UNF	2.117	34.925	33.551	32.634	32.329	33.602	33.627	33.551	33.759	33.706
1*1/2"	- 12 UNF	2.117	38.100	36.726	35.809	35.504	36.777	36.802	36.726	36.937	36.886

TECHNICAL DATA
SUPER CUTTING TAPS
HOCHLEISTUNGS GEWINDEBOHRER

35 WHITWORTH PIPE THREADS
WHITWORTH ROHRGEWINDE

Nominal dimensions ISO 228/1-UNI 338-66
Production tolerances on tap flank diameter
Limit dimensions for internal threads

Dimensions in mm

$P = \frac{25.4}{z}$

$H = 0.960491\ P$

$H_1 = 0.640327\ P$

$r = 0.137329\ P$

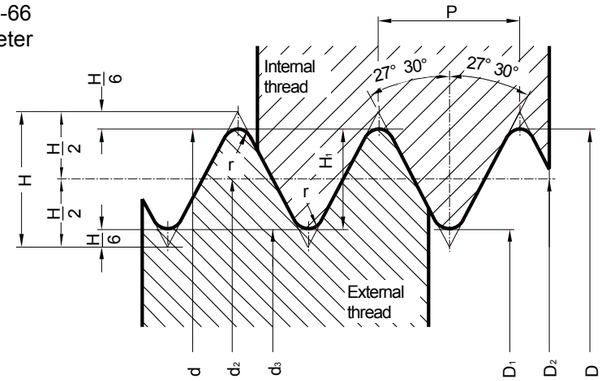

Type	Thread diameter	Pitch	T.P.I	Flank diameter	Minor diameter	H1	r	Tap Flank diameter		Internal Thread Flank diameter	
								min.	max.	min.	max.
(1)	d = D	P	z	d2 = D2	d3 = d1			d2			
G 1/8"	9.728	0.907	28	9.147	8.566	0.581	0.125	9.177	9.194	9.147	9.254
G 1/4"	13.157	1.157	19	12.301	11.445	0.856	0.184	12.336	12.356	12.301	12.426
G 3/8"	16.662	1.337	19	15.806	14.950	0.856	0.184	15.841	15.861	15.806	15.933
G 1/2"	20.955	1.814	14	19.793	18.631	1.162	0.249	19.828	19.848	19.793	19.935
G 5/8"	22.911	1.814	14	21.749	20.587	1.162	0.249	21.784	21.804	21.749	21.891
G 3/4"	26.441	1.814	14	25.279	24.117	1.162	0.249	25.314	25.334	25.279	25.421
G 7/8"	32.201	1.814	14	29.039	27.877	1.162	0.249	29.074	29.094	29.039	29.181
G 1"	33.249	2.309	11	31.770	30.291	1.479	0.317	31.815	31.839	31.770	31.950
G 1*1/8"	37.897	2.309	11	36.418	34.939	1.479	0.317	36.463	36.487	36.418	36.598
G 1*1/4"	41.910	2.309	11	40.431	38.952	1.479	0.317	40.476	40.500	40.431	40.611
G 1*3/8"	44.323	2.309	11	42.844	41.365	1.479	0.317	42.889	42.913	42.844	43.024
G 1*1/2"	47.803	2.309	11	46.324	44.845	1.479	0.317	46.374	46.398	46.324	46.504
G 1*3/4"	53.746	2.309	11	52.267	50.788	1.479	0.317	52.327	52.354	52.267	52.447
G 2"	59.614	2.309	11	58.135	56.656	1.479	0.317	58.195	58.222	58.135	58.315
G 2*1/4"	65.710	2.309	11	64.231	62.752	1.479	0.317	64.291	64.318	64.231	64.448
G 2*3/8"	69.398	2.309	11	67.919	66.440	1.479	0.317	67.979	68.006	67.919	68.136
G 2*1/2"	75.184	2.309	11	73.705	72.226	1.479	0.317	73.765	73.792	73.705	73.922
G 2*3/4"	81.534	2.309	11	80.055	78.576	1.479	0.317	80.127	80.157	80.055	80.272
G 3"	87.884	2.309	11	86.405	84.926	1.479	0.317	86.477	86.507	86.405	86.622
G 3*1/4"	93.980	2.309	11	92.501	91.022	1.479	0.317	92.573	92.603	92.501	92.718
G 3*1/2"	100.330	2.309	11	98.851	97.372	1.479	0.317	98.923	98.953	98.851	99.068
G 3*3/4"	106.680	2.309	11	105.201	103.722	1.479	0.317	105.273	105.303	105.201	105.418
G 4"	113.030	2.309	11	111.551	110.072	1.479	0.317	111.623	111.653	111.551	111.768
G 4*1/2"	125.730	2.309	11	124.251	122.772	1.479	0.317				
G 5"	138.430	2.309	11	136.951	135.472	1.479	0.317				
G 5*1/2"	151.130	2.309	11	149.651	148.172	1.479	0.317				
G 6"	163.830	2.309	11	162.351	160.872	1.479	0.317				

(1) - This type is conventional:originally the value in inches was the internal pipe diameter.

CARBIDE
HSS
THREAD MILLS
SYNCHRO TAPS
COMBO TAPS
YG TAP GENERAL
YG TAP STEEL
YG TAP HARDENED
YG TAP INOX
YG TAP CAST IRON
YG TAP ALU
YG TAP Ti Ni
YG TAP FORMING
NUT TAPS
STI TAPS
PIPE TAPS
TECHNICAL DATA

INTERESTING HINTS FOR TAPPING
HINWEISE ZUM GEWINDESCHNEIDEN

Selection of the most suitable tap
Auswahl des geeigneten Gewindebohrers

Which types of tap or whether or not a thread former can be used, depends on the type of material to be machined.
As a general guide, materials with an extension of at least 10% can be cold-formed.
To determine the most suitable tap, refer to the tap recommendation table on pages 356 to 363.
Welcher Typ Gewindebohrer oder ob ein Gewindeformer eingesetzt werden kann, hängt von dem zu bearbeitenden Werkstoff ab.
Als allgemeiner Leitwert gilt, daß Werkstoffe mit mindestens 10% Dehnung kaltgeformt werden können.
Zur Bestimmung des optimalen Gewindebohrers nutzen Sie die Empfehlungstabelle auf den Seiten 356 bis 363.

Core holes
Kernlöcher

- Core holes should be clean and swarf-free.
- Core holes should be of the prescribed size, see chart extract on page 583-584 of this catalogue, and dependent on the actual application, selected towards the upper diameter limit.
- Kernlöcher sollten sauber und spanfrei sein.
- Kernlöcher sollten die angegebenen Durchmesser haben, siehe Seiten 583 und 584, und abhängig vom aktuellen Einsatzfall, zur größtmöglichen Durchmesserangabe tendieren.

Lubricant in relation to machining centers
Schmiermitteleinsatz auf Bearbeitungszentren

Frequently the coolants used on machining centers are unsatisfactory for tapping because their percentage lubricant content is too low. If it is not possible to increase the percentage of lubricant in the emulsion, the lubrification problem can be solved in other ways, i.e.:
Meistens sind die gebräuchlichen Kühlmittel in Bearbeitungszentren zum Gewindeschneiden nicht geeignet, weil ihr Anteil an Schmierstoffen zu gering ist. Wenn es nicht möglich ist, den Anteil an Schmierstoffen in der Emulsion zu erhöhen, kann das Schmierproblem in anderer Weise gelöst werden, z. B.:

Lubricating with concentrated emulsion **Schmierung mit konzentrierter Emulsion**
A. A lubricating unit, connected to the machine control, delivers at the required instant a specific quantity of concentrated emulsion into the core hole or onto the tap.
B. A pump in a separate tank, controlled by the machine, delivers a specific amount of concentrate into the core hole.
A. Eine Schmiervorrichtung, die mit der Maschinensteuerung verbunden ist, gibt zum gewünschten Zeitpunkt eine bestimmte Menge konzentrierter Emulsion in das Kernloch oder auf den Gewindebohrer ab.
B. Eine Pumpe mit separatem Tank, mit der Maschinensteuerung verbunden, gibt eine bestimmte Menge des Konzentrats in das Kernloch

Tapping in separate operations **Gewindeschneiden als separater Bearbeitungsgang**
This procedure allows the use of the ideal tapping lubricant.
Dies erlaubt den Einsatz des idealen Gewindeschneid Schmiermittels.

Cutting speeds for taps
Schnittgeschwindigkeiten für Gewindebohrer

The cutting speed has a great influence on chip flow and the life of the tap.
It is worthwhile to establish the ideal cutting speed by tapping trials.
Guide values see on the recommendation table page 364. The cutting speed should be in relation to the characteristics of the material, the machine and its equipment.
Die Schnittgeschwindigkeit hat großen Einfluss auf den Spanabgang und die Lebensdauer des Gewindebohrers.
Bei Großserien ist es lohnend, die ideale Schnittgeschwindigkeit durch Versuche zu ermitteln.
Leitwerte finden Sie in der Empfehlungstabelle Seite 364. Die Schnittgeschwindigkeit sollte auf den Werkstoff, die Maschine und das Umfeld abgestimmt sein.

Effects of unsuitable cutting speed **Die Folgen falscher Schnittgeschwindigkeiten**
- forced tapping Zu hoher Kraftaufwand
- tap lead chipping caused by overloaded cutting tooth Beschädigte Steigung durch überlastete Schneide
- torn threads Verschnittenes Gewinde
- unsatisfactory tap-life Ungenügende Standzeit
- rejected threads Ausschuss

TECHNICAL DATA
SUPER CUTTING TAPS
HOCHLEISTUNGS GEWINDEBOHRER

Cold welding
Kaltaufschweißung

What are the causes of cold welding? Was sind die Gründe für eine Kaltaufschweißung?
- unsuitable tap selection Ungeeignete Gewindebohrer Auswahl
- tap with incorrect cutting geometry Gewindebohrer mit falscher Schneidengeometrie
- coolant unsuitable for material Kühlmittel ungeeignet für den Werkstoff
- insufficient coolant Unzureichende Kühlung
- axial pressure (pull or push) on the tap Axialer Druck (Zug oder Druck) auf den Gewindebohrer
- core hole too small Kernloch zu klein
- breaks in walls of core hole Risse in der Wand des Kernlochs
- speed too high or too low Schnittgeschwindigkeit zu hoch oder zu klein
- swarf trapped in the hole Verklemmter Span im Kernloch
- incorrect alignment of tap and core hole Achsversatz zwischen Gewindebohrer und Kernloch
- tap eccentricity Gewindebohrer läuft unrun

Effects of cold welding: Die Folgen von Kaltaufschweißungen
- torn threads verschnittene Gewinde
- short tap life kurze Standzeit
- rejected threads Ausschuss
- tap breakage Werkzeugbruch
- scrap workpieces schrottreife Werkstücke

Tap mounting
Gewindebohrer einspannen

- The tap must be mounted on the axis of the core hole.
- On non-synchronized machines (feed / speed) we recommend the use of a tapping spindle.
- Die Achsen von Gewindebohrer und Kernloch müssen genau fluchten.
- Auf nicht synchronisierten Maschinen (Vorschub / Schnittgeschwindigkeit) empfehlen wir den Einsatz einer Gewindeschneidspindel.

Tapping heads
Gewindeschneidköpfe

With non-synchronized machine spindles (feed / speed) the feed rate should as a rule be programmed approx. 5-10% lower than the thread pitch. In these cases a tapping chuck must be used which will compensate the difference between the feed rate and the thread pitch.
It is important that the tension spring in the axial compensation is set to a light rate to avoid axially loading the tap.
The compression spring should be tensioned so that the tap starts to cut by compressing the spring at the most up to one half pitch.
Bei nicht synchronisierten Maschinenspindeln (Vorschub / Schnittgeschwindigkeit) sollte der Vorschub in der Regel 5 – 10% kleiner sein als die Gewindesteigung. In diesen Fällen muss ein
Gewindeschneidfutter verwendet werden, das die Differenz zwischen dem Vorschub und der Gewindesteigung ausgleicht.
Es ist wichtig, daß die Spannfeder im axialen Ausgleich locker eingestellt wird, um eine zu große axiale Belastung des Gewindebohrers zu vermeiden.
Die Druckfeder sollte so gespannt sein, daß der Gewindebohrer zu schneiden beginnt, wenn die Feder bei höchstens einer halben Steigung gespannt ist.

Important hints: **Wichtige Hinweise :**
Ensure that the correct speed is selected.
Ensure that ample lubricating coolant is used when tapping.
Good machine and equipment stability is essential for optimum quality and performance.
Sorgen Sie für die richtige Schnittgeschwindigkeit.
Sorgen Sie dafür, daß reichlich Kühlschmiermittel beim Gewindeschneiden verwendet wird.
Gute Stabilität von Maschine und Vorrichtungen ist die Grundlage für optimale Qualität und Leistung.

CARBIDE
HSS
THREAD MILLS
SYNCHRO TAPS
COMBO TAPS
YG TAP GENERAL
YG TAP STEEL
YG TAP HARDENED
YG TAP INOX
YG TAP CAST IRON
YG TAP ALU
YG TAP Ti Ni
YG TAP FORMING
NUT TAPS
STI TAPS
PIPE TAPS
TECHNICAL DATA

TECHNICAL DATA
SUPER CUTTING TAPS
HOCHLEISTUNGS GEWINDEBOHRER

APPLICATION AND USE OF THREADING TAPS
FEHLER UND ABHILFEN BEIM GEWINDESCHNEIDEN

Problem / FEHLER	Causes / URSACHEN	Solutions / LOSUNGEN
Tapped hole oversize **Gewinde zu groß**	Incorrect tap in use (cutting geometry unsuitable for application) Falscher Gewindebohrer im Einsatz (Schneidengeometrie ungeeignet)	Use tap selected from the relevant material group Einen fur den Werkstoff geeigneten Gewindebohrer auswahlen
	Faulty alignment Fehlerhafte Fluchtung	Ensure that the tap is correctly aligned with the core hole axis Dafur sorgen, daß Gewindebohrer und Kernloch axial genau fluchten
	Cold welding Kaltaufschweißung	Improve lubrication and direction of coolant Adjust cutting speed Schmierung und Ausrichtung des Kuhlstrahls verbessern Schnittgeschwindigkeit korrigieren
	Re-ground tap (lead-in is not concentric) Nachgescharfter Gewindebohrer (Anschnitt nicht konzentrisch)	Regrind tap lead correctly on a suitable tap grinding machine Anschnitt fehlerfrei auf geeigneter Schleifmaschine nachschleifen
Stripped threads **Gewinde verschnitten**	Incorrect tap in use (cutting geometry incorrect for application) Falscher Gewindebohrer im Einsatz (Schneidengeometrie ungeeignet)	Use a tap from the relevant material group. Einen fur den Werkstoff geeigneten Gewindebohrer auswahlen
	Spindle speed and feed rate not synchronized Spindelgeschwindigkeit und Vorschub sind nicht aufeinander abgestimmt	Check feed rate programming and / or pitch of leading spindle Use a tapping spindle with axial float Vorschub und / oder Steigung der Spindel uberprufen Gewindeschneidspindel mit axialem Ausgleich verwenden
	Insufficient start pressure exerted on tap with peel-cut Unzureichender Startdruck auf einen Gewindebohrer mit Schalanschnitt	Increase start pressure Startdruck erhohen
Bell mouthed tapped hole **Gewinde trichterformig**	Incorrect start pressure applied to tap Falscher Gewindebohrer im Einsatz	Use a tapping spindle with axial float Gewindeschneidspindel mit axialem Ausgleich verwenden
Unsatisfactory thread surface finish **Gewinde zu rau**	Incorrect tap in use (Cutting geometry unsuitable for application) Falscher Gewindebohrer im Einsatz (Schneidengeometrie ungeeignet)	Select tap from the relevant material group Einen fur den Werkstoff geeigneten Gewindebohrer auswahlen
	The tap is blunt Die Schneiden sind stumpf	Replace or re-grind tap Neuen oder nachgescharften Gewindebohrer einsetzen
	Tap badly re-ground Der Gewindebohrer ist schlecht nachgescharft	Re-grind tap again. Check that cutting geometry is suitable for material Gewindebohrer korrekt nachschleifen Prufen, ob die Schneidengeometrie fur den Werkstoff geeignet ist
	Coolant lacking in lubricating qualities and / or quantity Kuhlmittel mit unzureichendem Schmiermittelanteil	Ensure the use of a suitable coolant and an ample supply Fur qualitativ und quantitativ gute Kuhlung und Schmierung sorgen

TECHNICAL DATA
SUPER CUTTING TAPS
HOCHLEISTUNGS GEWINDEBOHRER

Problem / FEHLER	Causes / URSACHEN	Solutions / LOSUNGEN
Partial chipping of tap **Gewinde ist unfertig**	Swarf jamming Spanestau	Check cutting speed Use alternative tap type Schnittgeschwindigkeit prufen Andere Gewindebohrertype wahlen
	Tap has jammed against bottom of core hole Gewindebohrer ist auf den Grund des Kernlochs gefahren	Check hole and thread depths Drill core hole deeper Kernlochtiefe und Gewindelange prufen Kernloch tiefer bohren
	Tap incorrectly re-ground (lead-in diameter too small therefore too few cutting teeth) Gewindebohrer ist schlecht nachgescharft (Anschnittdurchmesser zu klein, deshalb zu wenige schneidende Zahne)	Ensure that original values ore maintained when regrinding Beim Nachscharfen auf originale Geometrie achten
	Irregular workpiece material structure Materialfehler im Werkstuck	Adjust cutting speed Improve lubricating quality of coolant Schnittgeschwindigkeit anpassen Die Schmierfahigkeit des Kuhlmittels verbessern
Excessive tap wear **Ubermaßiger Verschleiß des Gewindebohrers**	Incorrect cutting speed Falsche Schnittgeschwindigkeit	Adjust cutting speed to suit workpiece material Schnittgeschwindigkeit dem Werkstoff anpassen
	Coolant lacking in lubricating qualities and / or quantity Kuhlmittel mit unzureichender Schmierqualitat oder ?menge	Ensure the use of a suitable coolant and an ample supply Fur qualitative und quantitative gute Kuhlung und Schmierung sorgen Check that coolant is reaching the cutting zone Prufen, ob das Kuhlmittel den Schnittbereich erreicht
	Surface of the core hole is compacted Verfestigte Bohrungswand des Kernlochs	Check core hole drilling conditions (drill carefully to reduce risk of surface compacting) Einsatzwerte beim Kernlochbohren prufen (vorsichtig bohren um eine Aufhartung der Bohrungswand zu vermeiden) Check drill cutting edges Bohrerschneiden uberprufen
Tap breakage **Bruch des Gewindebohrers**	Incorrect tap in use (cutting geometry unsuitable for application) Falscher Gewindebohrer im Einsatz (Schneidengeometrie ungeeignet)	Use tap from the relevant material group Einen fur den Werkstoff geeigneten Gewindebohrer auswahlen
	Centering error Fehlerhafte Fluchtung	Ensure that axes of tap and core hole are aligned Dafur sorgen, daß Gewindebohrer und Kernloch axial genau fluchten
	Blunt tap Schneiden sind stumpf	Re-grind tap Neuen oder nachgescharften Gewindebohrer einsetzen Ensure that taps are stored carefully Auf sorgfaltige Lagerung der Gewindebohrer achten
	Tap has reached bottom of core hole Gewindebohrer ist auf den Grund des Kernlochs gefahren	Use tapping spindle with axial float and slipping clutch Gewindeschneidspindel mit axialem Ausgleich und Rutschkupplung verwenden
	Core hole too small Kernloch ist zu klein	Select core hole as per chart, pages 583~584 of this catalogue Kernloch Durchmesser auf der Tabelle Seite 583 u. 584 auswahlen

CARBIDE
HSS
THREAD MILLS
SYNCHRO TAPS
COMBO TAPS
YG TAP GENERAL
YG TAP STEEL
YG TAP HARDENED
YG TAP INOX
YG TAP CAST IRON
YG TAP ALU
YG TAP Ti Ni
YG TAP FORMING
NUT TAPS
STI TAPS
PIPE TAPS
TECHNICAL DATA

RESHARPENING
NACHSCHARFEN

The resharpening on taps is done for regenerating the active hedges weared by the destructive action of cutting and of friction, it has high importance for an economical exploitation of the tool and so far has to be made rationally, keeping away from wrong operations which can heavily compromise the accuracy and the life.
In order to execute the tap resharpening quickly and accurately we recommend the use of proper resharpening machines having all necessary equipments for this operation.
The tap resharpening take place in two steps:
a) resharpening of (relieved) chamfer;
b) resharpening of flutes. (See picture 1)
Das Nachscharfen der Gewindebohrer dient der Erneuerung der verschlissenen Schneidkanten.
Es ist wichtig, um das Leistungsvermogen des Werkzeugs voll auszuschopfen und muss daher prazise durchgefuhrt werden, um Fehler zu vermeiden, die die Prazision des Gewindes und die Standzeit beeintrachtigen.
Um das Nachscharfen schnell und prazise durchzufuhren, empfehlen wir den Einsatz von geeigneten Schleifmaschinen mit dem notwendigen Zubehor.
Das Nachscharfen der Gewindebohrer erfolgt in zwei Stufen :
a) scharfen der Freiflachen im Anschnitt;
b) scharfen der Nuten (Spanflache) (siehe Abb. 1)

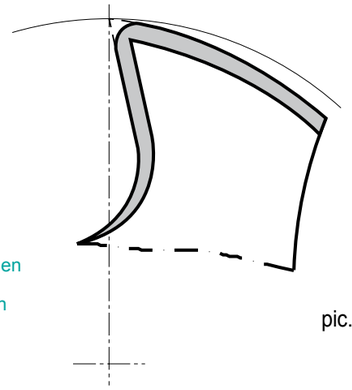

pic. 1

RESHARPENING OF (RELIEVED) CHAMFER
RESHARPENING OF (RELIEVED) CHAMFER

The chamfer resharpening must be executed both on specific for taps machines or on conventional resharpening machines equipped with an auxiliary system proper to generate the circular relief on back.
The picture 2 shows the resharpening made with the cylindrical surface of a grinding wheel.
Before resharpening, verify that the tap, fixed between points or on pincer, runs concentrical; verify also the angle β which has to be correct in order to keep the same number of threads on chamfer.
Das Scharfen des Anschnitts muss entweder auf besonderen Gewindeschleifmaschinen erfolgen, oder auf konventionellen Schleifmaschinen mit entsprechenden Vorrichtungen fur einen genauen Hinterschliff.
Abb. 2 zeigt das Nachscharfen mit einer zylindrischen Schleifscheibe.
Vor dem Schleifen uberprufen, ob der Gewindebohrer, zwischen Spitzen oder in einer Spannzange gehalten, rund lauft; prufen Sie auch den Winkel b, der korrekt sein muss, um die gleiche Anzahl Gange im Anschnitt zu haben

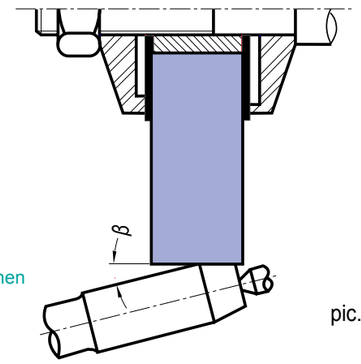

pic. 2

RESHARPENING OF FLUTES
NACHSCHARFEN DER NUTEN

This operation must be done on a specific resharpening machine for taps, equipped with: deviding head, lead screw of "barrasinus" for executing the helix and cooling equipment.
The rake angle τ is obtained moving the tap axis, in relation to the resharpening surface, of an amount X to be calculated with the formula: $X = \frac{1}{2} d_1 \sin \tau$ (see picture 3).
(d_1=tap major diameter)
Dieser Arbeitsgang muss auf einer speziellen Gewindebohrer ? Schleifmaschine erfolgen, die ausgerustet ist mit :
Teilkopf, Leitspindel zum Schleifen entlang gedrallter Nuten und Kuhlmittelversorgung. Den Spanwinkel g bei Gewindebohrern mit geraden Nuten erhalt man durch Verstellen der Bohrerachse im Verhaltnis zu der zu schleifenden Oberflache um den Einstellwert X, der nach folgender Formel errechnet wird :
X = ? d1 sin g (siehe Abb. 3).
(d1 = Gewindebohrerdurchmesser)

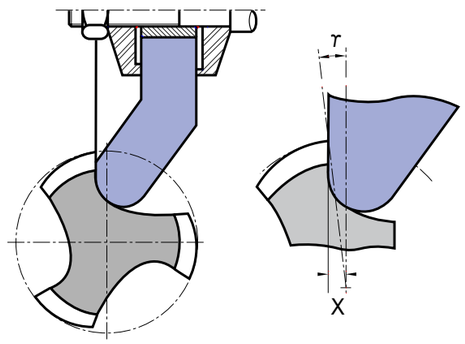

pic. 3

Example:
Tap 10 × 1,5 to cut on steel strength = 600 N/mm^2
d_1 = 10mm ; τ = 15。 ; sin τ = 0,25882;

$$X = \frac{0{,}25882 \times 10}{2} \; ; X = 1{,}29\text{mm}$$

TECHNICAL DATA
SUPER CUTTING TAPS
HOCHLEISTUNGS GEWINDEBOHRER

On all taps having spiral-flutes, in addition to the trade mark and identification of the dimension and type, it is possible to find also the pitch of the spiral refered to the lead screw necessary for the resharpening.
In case of employment of taps equipped with deburring tool **Burr-Bit** it is necessary to extend the flutes following what suggested by the supplier.
Because the wear on a tap is mainly on the chamfer area, on taps having "gun nose" the resharpening of the flutes can be made on the front area only (see picture 4).
Bei allen Gewindebohrern mit gedrallten Nuten werden allgemein spezielle Schleifmaschinen eingesetzt, die die Drallsteigung messen und selbstandig einstellen konnen.
Beim Einsatz von Gewindebohrern mit dem Entgratwerkzeug Burr-Bit ist es notwenig, die Nuten entsprechend den Vorgaben des Herstellers zu verlangern.
Da der Verschleiß eines Gewindebohrers hauptsachlich im Anschnitt und dem erstenvollen Gewindezahn liegt, konnen Gewindebohrer mit Schalanschnitt und gerader Nute auch nur im vorderen Gewindeteil nachgeschliffen werden (siehe Abb. 4).

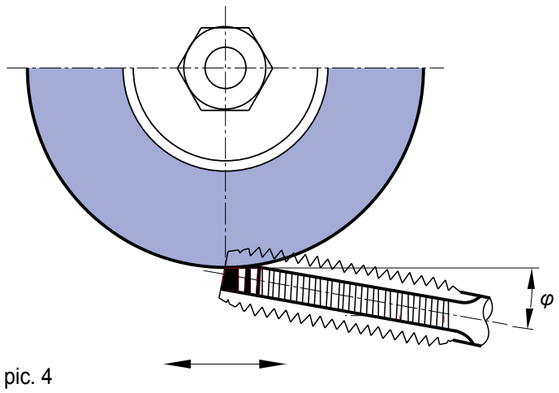

pic. 4

It is very important to pay attention that, when also the thread flanks are worn(in addition to the active heges) the resharpening as above described is practically useless.
In this case the "regeneration" is made, by means of cutting completely the chamfer away(this means a shorter tap) and reproducing then the chamfer with same angle and relief. (see picture 5)
The regeneration is also advisable on taps with spiral flutes, because that way the flutes grinding is not necessary, in absence of special resharpening machines with lead screw with proper angle.
Es ist wichtig zu wissen, daß beim Verschleiß der Gewindezahnflanken (zusatzlich zur Hauptschneidenkante) das oben beschriebene Nachschleifen praktisch nutzlos ist !
In diesem Fall wird die ?Erneuerung" dadurch erreicht, daß der Anschnitt komplett abgetrennt wird (das bedeutet eine Kurzung des Gewindebohrers und Verlust der entrierung) und neu angeschliffen wird, mit gleichen Winkeln und Hinterschliff (siehe Abb. 5).
Diese ?Erneuerung" ist auch fur drallgenutete Gewindebohrer zu empfehlen, weil dann das Nutenschleifen entfallt, wenn keine geeignete Schleifmaschine mit Leitspindel vorhanden ist

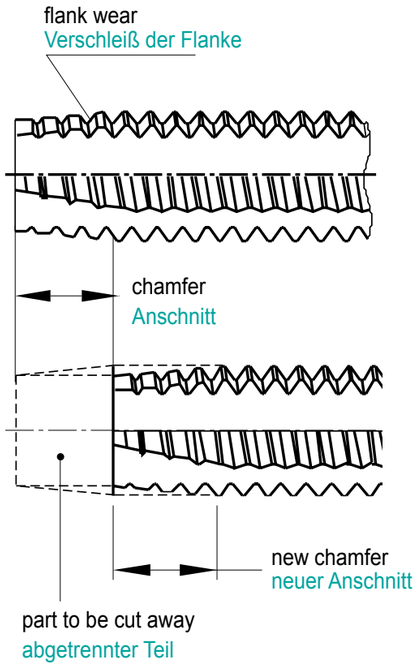

pic. 5

CARBIDE
HSS
THREAD MILLS
SYNCHRO TAPS
COMBO TAPS
YG TAP GENERAL
YG TAP STEEL
YG TAP HARDENED
YG TAP INOX
YG TAP CAST IRON
YG TAP ALU
YG TAP Ti Ni
YG TAP FORMING
NUT TAPS
STI TAPS
PIPE TAPS
TECHNICAL DATA

7 IMPORTANT RECOMMENDATIONS
WICHTIGE EMPFEHLUNGEN

RESHARPEN TIMELY
RECHTZEITIGES NACHSCHARFEN

It is important to resharpen timely the weared tap. In these conditions in fact defective threads can be produced, risking to brake the tool;in addition the wear is increasing quickly, damaging a wide area of the cutter and rapidly.
Es ist wichtig, den Gewindebohrer rechtzeitig nachzuscharfen. Stumpfe Gewindebohrer konnen defekte Gewinde schneiden, die Bruchgefahr ist erhoht; zudem nimmt der Verschleiß schnell zu und zerstort weite Bereiche der Schneiden

PROPER GRINDING WHEELS
RICHTIGE SCHLEIFSCHEIBEN

The structure and grain of grinding wheels must be the right one for the tap to be resharpened. Our technicians are at complete disposal to give the proper recommendations.
Bindung und Korn der Schleifscheiben mussen auf die Gewindebohrer abgestimmt sein.
Unsere Techniker sind bereit, Ihnen die geeignete Empfehlung zu geben

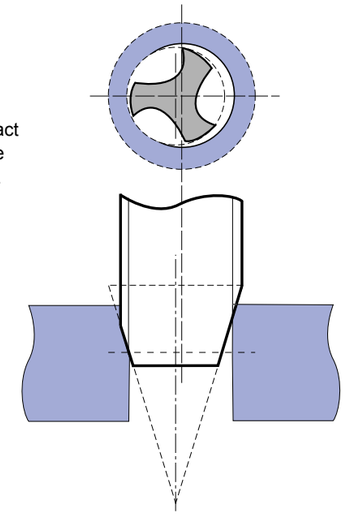

pic. 6

chamfer out of center
unrund geschliffener Anschnitt

TAPS FOR CAST IRONS
GEWINDEBOHRER FUR GUSS

On these taps the resharpening is rarely possible because, due to cast iron is abrasive, the tap is wearing on flank of the thread and so far out of tolerance.
Bei diesen Gewindebohrern ist Nachscharfen kaum moglich. Der verschleißfordernde Guss greift die Schneidenflanken an, wodurch die Toleranz verloren geht.

TAPS FOR ALUMINIUM
GEWINDEBOHRER FUR ALUMINIUM

It is advisable, after resharpening as above described, to remove steel burrs from the grinding wheel action.
This operation, easy with iron brushes, avoid the danger of boring or over tolerance tapping instead of accurate tapping.
Es ist empfehlenswert nach dem oben beschriebenen Nachscharfen Schleifgrate vom Gewindebohrer mit Stahlbursten zu entfernen.
Dadurch wird die Gefahr vermieden, Gewinde zu groß zu schneiden.

CONTROLS (TESTS)
KONTROLLEN (TESTS)

Once resharpened the tap, it is always better to make some tests to obtain correct threads same as when the tap was new.
- The chamfer must be perfectly on axis to avoid the effects of picture 6.
- The cutters must have correct divisions. The results of a resharpening with a wrong division is shown on picture 7.
- The length and number of threads on chamfer must be rigorously identical to those of the new tap.

Nach dem Nachscharfen sollte der Gewindebohrer genau kontrolliert werden um sicher zu stellen, daß er genauso gut schneidet, wie ein neuer Bohrer.
- Der Anschnitt muss genau axial sein, um den Effekt wie in Abb. 7 zu vermeiden.
- Die Schneiden mussen eine genaue Teilung haben. Das Ergebnis des Nachschleifens mit falscher Teilung ist in Abb. 7 zu sehen.
- Die Lange und Anzahl der Gewindegange im Anschnitt muss absolut genau so sein, wie bei einem neuen Gewindebohrer.

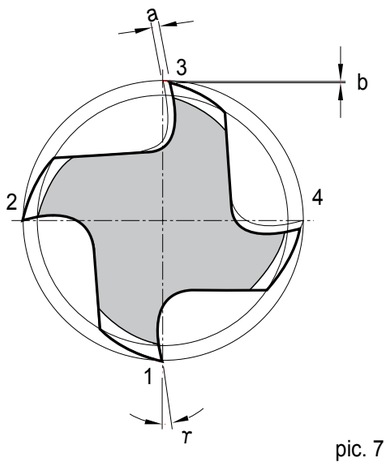

pic. 7

incorrect division
Teilungsfehler
cutters not concentric
Schneiden nicht konzentrisch

TECHNICAL DATA
SUPER CUTTING TAPS
HOCHLEISTUNGS GEWINDEBOHRER

8 ORDERS / INQUIRIES SPECIAL TAPS
Bestellungen / Anfragen ; SONDERGEWINDEBOHRER

For photocopying

Orders / Inquiries

This form may be returned to your local YG-1 distributor or to YG-1.

Company _____
Address _____
_____
Department _____
Phone _____

Tool Thread Ø and pitch _____

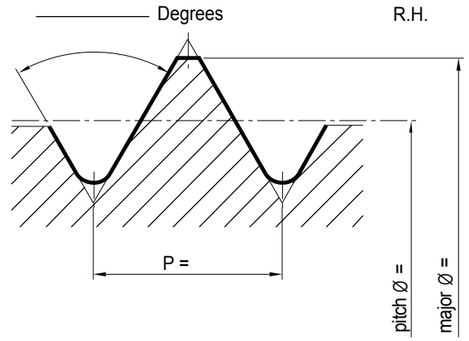

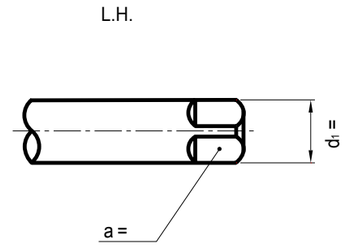

Tolerance class

Overall length _____ mm

Hole

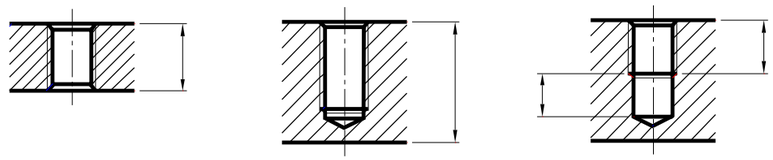

Unusual characteristics of the threaded product or of the tapping method, e.g. counterbore, tapping on an angle, etc. _____

Material to be tapped

Material No. or designation _____
Tensile strength _____ N/mm² _____ HB _____ HRc
Chip form short long
Annealed steel Hardened steel Heat treated steel

Special requirements : _____

Person to be contacted within the company _____
Date _____ Signature _____

9 SEND US YOUR TAPPING PROBLEMS
SENDEN SIE UNS IHR GEWINDESCHNEIDPROBLEM

For photocopying

This form may be returned to your local YG-1 distributor or to YG-1.

Company _____
Address _____
_____
Department _____
Phone _____

Tool

Description of the tap being used at present Make Type _____ _____
Thread Ø and pitch _____ Class of tolerance _____
○ right-hand cutting ○ left-hand cutting
○ fluteless ○ right hand spiral flutes _____degrees
○ straight flutes ○ left hand spiral flutes _____degrees
○ spiral point ○ length of chamfer _____ thread chamfer
Additional information for special pitches or thread forms
pitch Ø _____ major Ø _____
minor Ø _____ flank angle _____degrees

Hole

Tap drill Ø _____ length of hole _____
depth of full thread _____
○ through hole ○ bottoming hole
Special requirements or unusual characteristics of the threaded product _____
_____

Tapping speed

_____ meters per minute
_____ revolutions per minute

Lubricant

○ without ○ emulsion _____% ○ cutting oil ○ other _____
Application ○ under pressure ○ vaporization ○ other _____

Machine

Type _____ ○ horizontal tapping ○ vertical tapping

Driving

○ tap revolves Number of
○ work revolves spindles _____

Feed

○ without ○ power ○ CNC _____%

Tool holder

○ rigid ○ floating ○ with safety clutch
Make _____ Type _____

Material to be tapped

Material No. or designation _____
Composition, if possible _____
Tensile strength or hardness _____ N/mm² _____ HB _____ HRc
Chip form ○ short ○ long

Short description of problem : _____
_____
_____
_____
_____

Person to be contacted within the company _____
Date _____ Signature _____

TECHNICAL DATA
SUPER CUTTING TAPS
HOCHLEISTUNGS GEWINDEBOHRER

10 MAIN THREAD SYMBOLS
HAUFIGE GEWINDEARTE

AMERICAN STANDARD

Cylindrical threads

UNC	Unified Coarse-Thread Series
UNF	Unified Fine-Thread Series
UNEF	Unified Extra-Fine-Thread Series
UN	Constant Pitch Series-Threads with constant pitch of T.P.I. 4,6,8,12,16, 20,28,32
UNS	Selected combinations-Threads with special dia-pitch combinations
UNJ	Unified threads with constant pitch with radius on minor diameter from 0,15011 Pitch to 0,18042 Pitch
UNJC	Unified coarse thread with radius on minor diameter from 0,15011 Pitch to 0,18042 Pitch
UNJEF	Unified extra fine thread with radius on minor diameter from 0,15011 Pitch to 0,18042 Pitch
UNJF	Unified fine threads with radius on minor diameter from 0,15011 Pitch to 0,18042 Pitch

Pipe cylindrical threads

NPS	Cylindrical threads for pipe
NPSC	American Standard for pipe coupling
NPSF	American Standard for internal thread on pipe, dryseal
NPSH	American Standard for cylindrical threads for pipe, joints and nipples
NPSI	American Standard for internal cylindrical threads on pipe(dryseal)
NPSL	American Standard for cylindrical threads on pipe for nuts
NPSM	American Standard for cylindrical threads on pipe for mechanical joints
NGO	American National pipe threads for gas exhaust
NGS	American National pipe threads for gas

Taper pipe threads

ANPT	Taper pipe threads for Army, Navy and Airforce
F-PTE	Taper pipe fine threads(dryseal)
NPT	Taper pipe thread
NPTF	Taper pipe thread (dryseal)
NPTR	Taper pipe thread for railways equipments
PTF-SAE SHORT	Taper pipe short thread(dryseal)-SAE
PTF-SPL SHORT	Taper pipe special thread(dryseal)-SAE
PTF-SPL EXTRA SHORT	Extra short special thread(dryseal)-SAE
SPL-PTF	Special taper pipe dryseal thread
NGT	National American taper pipe thread
SGT	Special taper pipe thread
API	American petroleum Institute taper pipe thread

Trapezoidal and saw tooth threads

ACME-C	ACME selfcentering thread
ACME-G	ACME generical application
STUB-ACME	ACME flat thread with reduced thread depth
60。STUB-ACME	ACME flat thread with 60。flank angle
N BUTT	American National Saw tooth thread

BRITISH STANDARD

BSW	Whitworth British Standard coarse pitch
BSF	Whitworth British Standard fine pitch
WHIT	Whitworth Standard special pitch
R	British Standard external threading for taper pipe(dryseal)(already BSP-Tr)
Rc	British Standard internal threading taper thread for pipe(BSP-Tr)
Rp	British Standard cylindrical thread for pipe(already BSP.PI)
BA	British Standard Association thread
BSC	British Standard thread for bicycle
CEI	British Standard for bicycle

CARBIDE
HSS
THREAD MILLS
SYNCHRO TAPS
COMBO TAPS
YG TAP GENERAL
YG TAP STEEL
YG TAP HARDENED
YG TAP INOX
YG TAP CAST IRON
YG TAP ALU
YG TAP Ti Ni
YG TAP FORMING
NUT TAPS
STI TAPS
PIPE TAPS
TECHNICAL DATA

ISO	VDI 3323	Material Description	Composition / Structure / Heat Treatment		HB	HRc	Examples
P	1	Non-alloyed steel	About 0.15% C	Annealed	125		S15C, C15, 1015
	2		About 0.45% C	Annealed	190	13	S45C, C45, 1045
	3		About 0.45% C	Quenched & tempered	250	25	
	4		About 0.75% C	Annealed	270	28	SK5, Ck75, 1080
	5		About 0.75% C	Quenched & Tempered	300	32	
	6	Low-alloyed Steel		Annealed	180	10	SCM440, 42CrMo4, 410
	7			Quenched & Tempered	275	29	
	8			Quenched & Tempered	300	32	
	9			Quenched & Tempered	350	38	
	10	High-alloyed steel, and tool steel		Annealed	200	15	SKD, D2
	11			Quenched & Tempered	325	35	SKH, SUH, M42
M	12	Stainless Steel	Ferritic / Martensitic	Annealed	200	15	SUS 420, X40Cr13, 420
	13		Martensitic	Quenched & Tempered	240	23	
	14		Austenitic		180	10	SUS 316, 316, X5CrNiMo 17 12 2
K	15	Grey cast iron	Pearlitic / Ferritic		180	10	FC, GG, EN-GJL-250
	16		Pearlitic (Martensitic)		260	26	
	17	Nodular cast iron	Ferritic		160	3	FCD, GGG, EN-GJS-500-7
	18		Pearlitic		250	25	
	19	Malleable cast iron	Ferritic		130		FCMW, FCMP, GTS, GJMB350-10
	20		Pearlitic		230	21	
N	21	Aluminum-wrought alloy	Not Curable		60		SAE 1000, AlMg 1, 3.3315
	22		Curable	Hardened	100		SAE 7050, AlCuMg 1, 3.1325
	23	Aluminum-cast, alloyed	≤ 12% Si, Not Curable		75		ADC12, G-AlSi12, 3.2581
	24		≤ 12% Si, Curable	Hardened	90		C4BS, G-AlSi10Mg, 3.2381
	25		> 12% Si, Not Curable		130		
	26	Copper and copper alloys (Bronze / Brass)	Cutting Alloys, PB>1%		110		CuZn36Pb 3, 2.0375
	27		CuZn, CuSnZn (Brass)		90		CuZn 15, 2.0240
	28		CuSn, lead-free copper and electrolytic copper		100		G-CuZn40Fe, 2.0590
	29	Non-metallic materials	Duroplastic, Fiber Reinforced Plastic				CFRP
	30		Rubber, Wood, etc.				
S	31	Heat resistant super alloys	Fe Based	Annealed	200	15	X12 NiCrSi 36-16, 1.4864
	32			Aged	280	30	
	33		Ni or Co Based	Annealed	250	25	Inconel 718, NiCr20TiAl, 2.4631
	34			Aged	350	38	NiCu30Al, 2.4375
	35			Cast	320	34	G-X120Mn12, 1.3401
	36	Titanium alloys	Pure Titanium		400 Rm		
	37		Alpha + Beta Alloys	Hardened	1050 Rm		TiAl6V4, 3.7165
H	38	Hardened steel		Hardened	550	55	SK3
	39			Hardened	630	60	
	40	Chilled cast iron		Cast	400	42	
	41	Hardened cast iron		Hardened	550	55	

P	VDI 3323 1	Material Description	Composition / Structure / Heat Treatment	HB	HRc
		Non-alloyed steel	About 0.15% C, Annealed	125	

Mat'l No.	JIS	DIN	AISI/ASTM/SAE	BS	EN	AFNOR	SS	UNI	UNE / IHA	UNS	GOST	Brands
1.0037	STKM 12 C	St 37-2	-	4360 40 B	S235JR	E24-2	1311	Fe 360 B			16D	
1.0038	STKM 12 A	St 37-3	A570.36	4360 40 C	S275J2G3	E28-3	1312	Fe 360 D FF			ST14KP	
1.0045	SM 490 YA	S 355 JR	-	-	S 1207	E36-2	-	Fe 510 BFN				
1.0050	SS 50	St 50-2	A570 Gr. 50	4360 50 B	E 295	A50-2	2172	Fe 490			ST5PS	
1.0060	SM 58	St 60-2	A572 Gr. 65	4360 55 E	-	A60-2	1650	Fe 60-2			ST6PS	
1.0114		S 235 J0	-	En 40C	S 235 J0	E24-3		Fe 360 CFN				
1.0143		S 275 J0	-	-	S 275 J0	E28-3	1414	Fe 430 C				
1.0144	SM41C, SM400	St 44-3 N	A573 Gr. 81	4360 43C	S 275 J2 G3	E28-3	1412	Fe 430 D FF			ST14KP	
1.0149		Ro St 44-2	-	43C	S 275 J0 H	-	1412	Fe430C				
1.0301	S10C	C10	1010	045M10	C10	34C10, XC10		C10	F.1511	G10100	10	
1.0330	SPCC	St 12	-	DC 01	Fe P01	DC 01/Fe P01	1142	Fe P01			15KP	
1.0335	SPHE	D D 13 (StW 24)	A622(1008)	H S 3	D D 13	3C		FeP13			08KP	
1.0338	SPCE	St 4	A620(1008)	14491CR	Fe P04	Fe 14	1147	DC04/FeP04			08JU	
1.0345	SPV 50	P235 GH	A516 Gr. 65	P 235 GH	P 235 GH	A 37 CP	1330	Fe E 235		K02503		
1.0401	S15C	C15	1015	080M15	-	C18RR, XC18	1350	C15, C16	F.1110	G10170	15	
1.0402	S20C	C22	1020	050 A 20	1 C 22	C20	1450	C 20	F.1120	G10200	20	
1.0425	SPV315	P265GH/HII				A42CP	1430	Fe4101KW		K02801	16K	
1.0443	SC 450	GS-45	A2765-35	A1		E23-45M	1305					
1.0539		S355NH				TSE355-4	2134	Fe510B				
1.0545		S355N		4360-50E		E355R	2334	FeE355KG				
1.0546		S355NL		4360-50EE		E355FP	2135	FeE355KT				
1.0547		S355J0H		4360-50C		TSE355-3	2172	Fe510C				
1.0549		S355NLH					2135	Fe510D				
1.0553	SM 520 M	St52-3U	A14880-40	4360-50C		320-560M	1606	Fe510C				
1.0562	SM490A	St E 355	A633 Gr. C	P 355 N		FeE355KGN	2132	Fe E 355 KG		K12000	15GF	
1.0565		W St E 355		P 355 NH		P 355 NH	2106	Fe E 355 KW		K01600		
1.0566	SLA 37	T St E 355		P 355 NL1		P 355 NL1	2107	Fe E 355 KT				
1.0570	SM 50 YA	St 52-3	1	4360-50 C	S355JR	E36-3	2172	Fe 510 B			17G1S	
1.0715	SUM22	9SMn28	1213	230M07		S250	1912	CFSMn28	F.2111	G12130		
1.0718	SUM22L	9SMnPb28	12L13			S250Pb	1914	CF9SMnPb28	F.2112	G12134		
1.0721		10S20	1108	10S20		10S20		CF10S20	F.2121	G11080		
1.0722		10SPb20	11L08			10PbF2		CF10SPb20		G11084		
1.0736	SUM25	9SMn36	1215			S300		CF9Mn36	F.2113	G12150		
1.0737		9SMnPb36	12L14			S300Pb	1926	CF9SMnPb36	F.2114	G12144		
1.0972		S315MC		1501-40F30		E315D						
1.0976		S355MC		1501-43F35		E355D	2642	FeE355TM				
1.0982		S460MC		1501-50F45								
1.0984		S500MC				E490D	2662	FeE490TM				
1.0986		S500MC		1501-60F55		E560D		FeE560TM				
1.1121	S10C	Ck10	1010	040A10		XC10	1265	C10	F.1510	G10100	10	
1.1141	S15	Ck15	1015	040A15	32C	XC15	1370	C15	F.1110	G10150	15	
1.1151	S20C	C22E	1020	055M15		2C22	1450	C20	F.1120	G10230	20	
1.8900	S25C	StE380	A572-60	436055E			2145	FeE390KG				
		St44-2	A36	436043A		NFA35-501E28	1411					
		StE320-3Z		1501160			1421					

P — VDI 3323 2

Material Description	Composition / Structure / Heat Treatment	HB	HRc
Non-alloyed steel	About 0.45% C, Annealed	190	13

Mat'l No.	JIS	DIN	AISI/ASTM/ SAE	BS	EN	AFNOR	SS	UNI	UNE / IHA	UNS	GOST	Brands
1.0501	S35C	C35	1035	080A32		1C35	1572	C35	F.113	G10350	35	
1.0503	S45C	C45	1045	060A47		XC42H1TS	1672	C45	F.114	G10450	45	
1.0511	S40C	C40	1040	080M40		1C40		C40	F.114.A	G10400	40	
1.0540	S 50 C	C50					1674	C50		G10500		
1.0551		GS-52	A2770-36	A2		280-480M	1505					
1.0553	SM 520 M	St52-3U	A14880-40	4360-50C		320-560M	1606	Fe510C				
1.0577		S 355 J 2 G 4	A738	Fe 510 D 2 FF		A52FP	2107					
1.0726		35S20	1140	212M36	8M	35MF6	1957			G11400	40	
1.0727		45S20	1146			45MF4	1973			G11460		
1.1157		40Mn4	1039	150M36	1S	40M5				G10390	40G	
1.1158	S25C	C25E	1025	070M25		XC25		C25	F.1120	G10250	25	
1.1166	SMn433H	34Mn5	1536						T0.B	G15360		
1.1167	SMn438(H)	36Mn5	1335	150M36		40M5	2120	36Mn6	F.1203	G13350	35G2	
1.1170	SCMn1	28Mn6	1330	150M28	14A	20M5		C28Mn	28Mn6	G13300	30G	
1.1178	S 30 C	C30E		080M30		XC32		C30	2C30	G10300		
1.1180		C35R	1035	080A35		3C35	1572		F.1135	G10350		
1.1181	S35C	C35E	1035	080A35		XC38	1572	C36	F.1130	G10340	35	
1.1191	S45C	Ck45	1045	080A46		XC45	1672	C45	F.1140		45	
1.1206	S 50 C	C50E	1050	080M50		2C50	1674	C50		G10500	50	
1.1213	S50C	Cf53	1050	070M55		XC48HTS	1674	C53		G10500	50	

P — VDI 3323 3

Material Description	Composition / Structure / Heat Treatment	HB	HRc
Non-alloyed steel	About 0.45% C, Annealed	250	25

Mat'l No.	JIS	DIN	AISI/ASTM/ SAE	BS	EN	AFNOR	SS	UNI	UNE / IHA	UNS	GOST	Brands
1.0481	SG365	17 Mn 4/P 295 GH	A516 Gr. 70	224-460B	P 295 GH	A 48 CP	2102	Fe E 295	A47RCI	K03501	14G2	
1.0501	S35C	C35	1035	080A32		1C35	1572	C35	F.1130	G10350	35	
1.0503	S45C	C45	1045	060A47		XC42H1TS	1672	C45	F.1140	G10450	45	
1.0614		C76D	1074			XC75				G10750		
1.0616		C86D	1086			XC80		C85		G10860		
1.0618		C92D	1095			XC90				G10950		
1.0726		35S20	1140	212M36	8M	35MF6	1957			G11400	40	
1.1157		40Mn4	1039	150M36	1S	40M5				G10390	40G	
1.1165	SMn433H	30Mn5	1036	120M36		35M5		30Mn5	F.8211	K13300	30G2	
1.1167	SMn438(H)	36Mn5	1335	150M36		40M5	2120	36Mn6	F.1203	G13350	35G2	
1.1186	S40C	C40E	1040	060A40		2C40		C40		G10400		
1.1191	S45C	Ck45	1045	080M46		2C45	1672	C45	F.1140		45	
1.1201	S50C	C45R	1049	080M46		3C45	1660	C45	F.1145		38HM	
1.1213	S50C	Cf53	1050	070M55		XC48HTS	1674	C53		G10500	50	
1.7242	SCM 418 H	18CrMo4										
1.7337		16CrMo4-4	A387 Gr.12					A18CrMo45KW		K11564	15C M	
1.7362	SCMV 6	12CrMo195		3606-625		Z10CD5-05		16CrMo205		K41545		
		17MnV6	A572-60	436055E		NFA35-501E36	2142					

P — VDI 3323 4

Material Description	Composition / Structure / Heat Treatment	HB	HRc
Non-alloyed steel	About 0.75% C, Annealed	270	28

Mat'l No.	JIS	DIN	AISI/ASTM/ SAE	BS	EN	AFNOR	SS	UNI	UNE / IHA	UNS	GOST	Brands
1.0603	S 70 C -CSP	C67	107	080A67		XC65		C67		G10700		
1.0605		C75	1075	144980HS				C75		G10740	75	
1.1203	S55C	Ck55	1055	060A57		2C55	1655	C55	F.1150	G10550	55	
1.1209		C55R	1055	070M55		3C55		C55	F.1155	G10550		
1.1221	S58C	Ck60	1060	060A62	43D	2C60	1678	C60	F.1150	G10640	60	
1.1231	S 70 C-CSP	C67E	1070	060A67		XC68	1770	C70	F.5103	G10700	65GA	
1.1248	C 75	C75E	1074	060A78		XC75	1774	C75	F.5107	G10800	75(A)	
1.1269	SK 5 -CSP	C85E	1086			XC90		C90		G10900	85(A)	
1.1274	SUP4	Ck 101	1095	060 A 96	C 100S	XC100	1870	C100	F.5117	G10950		
1.1545	SK 3	C 105 W1	W1	BW 2	C 105U	Y1 105	1880	C 100 KU	F.5118		U10A	
1.1663	SK 2	C125W	W112			Y2120					U13	

P — VDI 3323 5

Material Description	Composition / Structure / Heat Treatment	HB	HRc
Non-alloyed steel	About 0.75% C, Quenched & Tempered	300	32

Mat'l No.	JIS	DIN	AISI/ASTM/ SAE	BS	EN	AFNOR	SS	UNI	UNE / IHA	UNS	GOST	Brands
1.0070		St 70-2	1055	Fe690-2FN	-	A70-2	1655	Fe 690	F.1150		55	
1.0535	S55C	C55	1055	070M55		1C55	1655	C55		J05000	55	
1.0601	S58C	C60	1060	060A62	43D	1C60		C60		G10600	60(G)	
1.1203	S55C	Ck55	1055	060A57		2C55	1655	C55	F.1150	G10550	55	
1.1221	S58C	Ck60	1060	060A62	43D	2C60	1678	C60	F.1150	G10640	60	
1.1274	SUP4	Ck 101	1095	060 A 96	C 100S	XC100	1870	C100	F.5117	G10950		
1.1545	SK 3	C 105 W1	W1	BW 2	C 105U	Y1 105	1880	C 100 KU	F.5118		U10A	
1.1663	SK 2	C125W	W112			Y2120					U13	
1.5120		38MnSi4										
1.5710	SNC236	36NiCr6	3135	640A35	111A	35NC6						
1.7701		51CrMoV4						51CrMoV4				

P	VDI 3323 6	Material Description	Composition / Structure / Heat Treatment	HB	HRc
		Low-alloyed Steel	Annealed	180	10

Mat'l No.	JIS	DIN	AISI/ASTM/ SAE	BS	EN	AFNOR	SS	UNI	UNE / IHA	UNS	GOST	Brands
1.0116		St 37-3	A570 Gr. 36	4360-40C	S 235 J2 G3	E24-3	1312	Fe 360 D1(2)	AE235D		ST3KP	
1.0904	SKH 1, SKT 4	55Si7	9255	250A53	45	55S7	2085	55Si8	56Si7	G92550	55S2	
1.0961	SUP 7	60SiCr7	9262			60SC6		60SiCr8	60SiCr8	G92620		
1.2067		100Cr6	L3	BL3		Y100C6			100Cr6			
1.2108		90CrSi5	L1				2092	105WCR5				
1.2210		115CrV3	L2			100C3		107CrV3KU	F.520L		11KHF	
1.2241		51CrV4										
1.2330	SCM435TK	35CrMo4	4135	708A37		34CD4	2234	35CrMo4			35KHM	
1.2419	SKS31	105WCr6		105WC13		105WC13	2140	10WCr6			C WG	
1.2510	SKS3	100MnCrW4	01	BO1		90 MWCV 5	2140	95 MnWCr 5 KU	F.5220		9KHVG	
1.2542		45WCrV7	S1	BS1			2710	45WCrV8KU			5C W25F	
1.2550		60WCrV7	S1			55WC20	2710	58WCr9KU			5KHV2SF	
1.2713	SKT4	55NiCrMoV6	L6			55NCDV7			F.520S		5C NM	
1.2721		50NiCr13	L6			55NCV6	2550		F.528			
1.2842		90MnCrV8	02	BO2		90MV8				T31502	9G2F	
1.3501		100Cr2	E50100									
1.3505	SUJ2	100Cr6	52100	2S135	31	100C6	2258	100Cr6	F.1310		5C C 15	
1.5024		46Si7				45S7		46SI7	F.1451			
1.5025		51Si7	9259H		50Si7	51S7	2090	50Si7	F.1450			
1.5026		55Si7			56Si7	55S7	2085	55Si7	F.1440	G92550	55S2	
1.5027		60Si7	9260	251A60	60Si7	60S7		60Si7	F.1441	G92600	60S2	
1.5028	SUP7	65Si7	9260H									
1.5415	STFA 12	15Mo3	A204Gr.A	1503-243B		15D3	2912	16Mo3(KG)	F.2601	K11820		
1.5419	SCPH11	20Mo4	4419	1503-243-430			2512	G20Mo5		G44190		
1.5423	SB450M	16Mo5	4520	1503-245-420				16Mo5(KG)	F.2602	K11522		
1.5622		14Ni6	A350-LF5			16N6		14Ni6(KG)	F.2641			
1.5732	SNC415(H)	14NiICr10	3415			14NC11		16NiCr11				
1.5752	SNC815(H)	14NiCr14	3310	655M13	36A	12NC15					20X2H4A	
1.6511	SUP10	36CrNiMo4	9840	816M40	110	40NCD3		36NiCrMo4(KB)			40C N2MA	
1.6523	SNCM220(H)	21NiCrMo2	8620	805M20	362	20NCD2	2506	20NiCrMo2			20C GNM	
1.6546	SNCM240	40NiCrMo2-2	8740	311-Tyre7				40NiCrMo2(KB)			38C GNM	
1.6566		17NiCrMo6-4										
1.6587		17CrNiMo6		820A16		18NCD6		14NiCrMo13				
1.6657		10NiCrMo13-4						14NiCrMo131				
1.7015	SCr415(H)	10Cr3	5015	523M15		12C3				G50150	15C	
1.7033	SCr430(H)	34Cr4	5132	530A32	18B	32C4		34Cr4(KB)		G51300	35C	
1.7035	SCr440(H)	41Cr4	5140	530M40	18	42C4	2245	41Cr4		G51400	40H	
1.7131	SCR 415	16MnCr5	5115	527M17		16MC5	2511	16MnCr5		G51150	12KHN2	
1.7139		16MnCrS5					2127				18HG	
1.7176	SUP9(A)	55Cr3	5155	527A60	48	55C3	2253	55Cr3			50C GA	
1.7218	SCM420	25CrMo4	4130	CDS110		25CD4	2225	25CrMo4(KB)			20C M	
1.7220	SCM432	34CrMo4	4135	708 A 37		35CD4	2234	34CrMo4			35C M	
1.7223	SNB22-1	41CrMo4	4142					41CrMo4			40C FA	
1.7225	SCM 440 (H)	42CrMo4	4140	708 M 40	42 CrMo 4	42 CD 4	2244	42 CrMo 4	F.1252		38HM	
1.7228		55NiCrMoV6G		823M30	33		2512	653M31				
1.7262	SCM415(H)	15CrMo5				12CD4	2216	12CrMo4				
1.7321		20mOcR4					2625					
1.7335	SCM415(H)	13CrMo4-4	A182-F11	1501-620		15CD4-5	2216	14CrMo45			12C M	
1.7361		32CrMo12		722M24	40B	30CD12	2240	30CrMo12	F.124A			
1.7380		10CrMo9-10	A182F22	1501-622		12CD9-10	2218	12CrMo9			12KH8	

P	VDI 3323 6	Material Description	Composition / Structure / Heat Treatment	HB	HRc
		Low-alloyed Steel	Annealed	180	10

Mat'l No.	JIS	DIN	AISI/ASTM/ SAE	BS	EN	AFNOR	SS	UNI	UNE / IHA	UNS	GOST	Brands
1.7715		14MoV6-3		1503-660-440				13MoCrV6				
1.8159	SUP 10	50CrV4	6150	735A50	47	50CrV4	2230	50CrV4		G61500	50C GFA	
1.8161		58CrV4										
1.8509	SACM 645	41CrAlMo7	A355A	905M39	41B	40CAD6-12	2940	41CrAlMo7				
1.8523		39CrMoV13-9		897M39	40C			36CrMoV12				

P	VDI 3323 7	Material Description	Composition / Structure / Heat Treatment	HB	HRc
		Low-alloyed Steel	Quenched & Tempered	275	29

Mat'l No.	JIS	DIN	AISI/ASTM/ SAE	BS	EN	AFNOR	SS	UNI	UNE / IHA	UNS	GOST	Brands
1.5415	STFA 12	15Mo3	A204Gr.A	1503-243B		15D3	2912	16Mo3(KG)	F.2601	K11820		
1.5423	SB450M	16Mo5	4520	1503-245-420				16Mo5(KG)	F.2602	K11522		
1.5622		14Ni6	A350-LF5			16N6		14Ni6(KG)	F.2641			
1.5732	SNC415(H)	14NiICr10	3415			14NC11		16NiCr11				
1.5752	SNC815(H)	14NiCr14	3310	655M13	36A	12NC15					20X2H4A	
1.5755	SNC236	31NiCr14		653M31		18NC13	2534		F.1270			
1.6565	SNCM447	40NiCrMo6	4340	817M40	24	35NCD6	2541	35NiCrMo6(KB)			38C 2N2MA	
1.6587		17CrNiMo6		820A16		18NCD6		14NiCrMo13				
1.6657		10NiCrMo13-4						14NiCrMo131				
1.6957		26NiCrMoV14-5										
1.7015	SCr415(H)	10Cr3	5015	523M15		12C3				G50150	15C	
1.7262	SCM415(H)	15CrMo5				12CD4	2216	12CrMo4				
1.7335	SCM415(H)	13CrMo4-4	A182-F11	1501-620		15CD4-5	2216	14CrMo45			12C M	
1.7380		10CrMo9-10	A182F22	1501-622		12CD9-10	2218	12CrMo9			12KH8	
1.7715		14MoV6-3		1503-660-440				13MoCrV6				
1.7733		24CrMoV55				20CDV6		21CrMoV511				
1.7755		GS-45CrMoV10-4										
1.8070		21CrMoV511						35NiCr9				

P	VDI 3323 8	Material Description	Composition / Structure / Heat Treatment	HB	HRc
		Low-alloyed Steel	Quenched & tempered	300	32

Mat'l No.	JIS	DIN	AISI/ASTM/ SAE	BS	EN	AFNOR	SS	UNI	UNE / IHA	UNS	GOST	Brands
1.1730		C45W3	C45W			XC48						
1.2332	SCM(440)	47CrMo4	4142	708M40	19A	42CD4	2244	42CrMo4				
1.5736	SNC 631 (H)	36NiCr10	3435			30NC11						
1.6523	SNCM220(H)	21NiCrMo2	8620	805M20	362	20NCD2	2506	20NiCrMo2			20C GNM	
1.7033	SCr430(H)	34Cr4	5132	530A32	18B	32C4		34Cr4(KB)		G51300	35C	
1.7218	SCM420	25CrMo4	4130	CDS110		25CD4	2225	25CrMo4(KB)			20C M	
1.8515		32CrMo12		722M24	40B	30CD12	2240	32CrMo12	F.124A			

P	VDI 3323	Material Description	Composition / Structure / Heat Treatment	HB	HRc
	9	Low-alloyed Steel	Quenched & Tempered	350	38

Mat'l No.	JIS	DIN	AISI/ASTM/ SAE	BS	EN	AFNOR	SS	UNI	UNE / IHA	UNS	GOST	Brands
1.0904	SKH 1, SKT 4	55Si7	9255	250A53	45	55S7	2085	55Si8		G92550	55S2	
1.0961	SUP 7	60SiCr7	9262			60SC6		60SiCr8		G92620		
1.2067		100Cr6	L3	BL3		Y100C6		100Cr6				
1.2419	SKS31	105WCr6		105WC13		105WC13	2140	10WCr6			CWG	
1.2542		45WCrV7	S1	BS1			2710	45WCrV8KU			5C W2SF	
1.2713	SKT4	55NiCrMoV6	L6			55NCDV7			F.520S		5C NM	
1.4882		X50CrMnNiNbN219				Z50CMNNb21-09						
1.5120		38MnSi4										
1.5710	SNC236	36NiCr6	3135	640A35	111A	35NC6						
1.5755	SNC236	31NiCr14		830m31		18NC13	2534		F.1270			
1.6511	SUP10	36CrNiMo4	9840	816M40	110	40NCD3		36NiCrMo4(KB)			40C N2MA	
1.6546	SNCM240	40NiCrMo2-2	8740	311-Tyre7				40NiCrMo2(KB)			38C GNM	
1.7035	SCr440(H)	41Cr4	5140	530M40	18	42C4	2245	41Cr4		G51400	40H	
1.7176	SUP9(A)	55Cr3	5155	527A60	48	55C3	2253	55Cr3			50C GA	
1.7220	SCM432	34CrMo4	4135	708Aa37		35CD4	2234	34CrMo4			35C M	
1.7223	SNB22-1	41CrMo4	4142					41CrMo4			40C FA	
1.7225	SCM 440 (H)	42CrMo4	4140	708 M 40	42 CrMo 4	42 CD 4	2244	42 CrMo 4	F.1252		38HM	
1.7361		32CrMo12		722M24	40B	30CD12	2240	30CrMo12	F.124A			
1.8159	SUP 10	50CrV4	6150	735A50	47	50CrV4	2230	50CrV4	51CrV4	G61500	50C GFA	
1.8161		58CrV4										
1.8509	SACM 645	41CrAlMo7	A355A	905M39	41B	40CAD6-12	2940	41CrAlMo7				
1.8523		39CrMoV13-9		897M39	40C			36CrMoV12				

P	VDI 3323	Material Description	Composition / Structure / Heat Treatment	HB	HRc
	10	High-alloyed steel, and tool steel	Annealed	200	15

Mat'l No.	JIS	DIN	AISI/ASTM/ SAE	BS	EN	AFNOR	SS	UNI	UNE / IHA	UNS	GOST	Brands
1.0347	SPCD	RR St 3	A619	CR 3	Fe P03	F 13		DC03/FeP03			08JU	
1.0723	SUM32	15S22		210A15			1922		F.210F			
1.2080	SKD1	X210Cr12	D3	BD3	X210Cr12	Z200C12		X205Cr12KU		T30403	KH12	
1.2162	SCR 420 H	21MnCr5				20MC5						
1.2311		40CrMnMo7				40CMD8		35cRmO8KU				
1.2312		40CrMnMoS8.6	P20+S			40CMD8S						
1.2316		X36CrMo17			X38CrMo16							
1.2343	SKD 6	X38CrMoV5-1	H11	BH11		Z38CDV5		X37CrMoV51KU		T20811	4C 5MFS	
1.2344	SKD61	X40CrMoV5-1	H13	BH13		Z40CDV5	2242	X40CrMoV511KU	F.5318	T20813	4C 5MF1S	
1.2363	SKD12	X100CrMoV5-1	A2	BA2		Z100CDV5	2260	X100CrMoV51KU	F.5227		9KH5VF	
1.2379	SKD11	X155CrVMo121	D2	BD2		Z160CDV12	2310	X165CrMoW12KU		T30402	KH12MF	KRUPP2379
1.2436	SKD 2	X210CrW12	D4(D6)	BD6		Z200CD12	2312	X215CrW121KU	F.5213		KH12	

P	VDI 3323	Material Description	Composition / Structure / Heat Treatment	HB	HRc
	10	High-alloyed steel, and tool steel	Annealed	200	15

Mat'l No.	JIS	DIN	AISI/ASTM/ SAE	BS	EN	AFNOR	SS	UNI	UNE / IHA	UNS	GOST	Brands
1.2510	SKS3	100MnCrW4	O1	BO1		90 MWCV 5	2140	95 MnWCr 5 KU	F.5220		9KHVG	
1.2581	SKD5	X30WCrV9-3	H21	BH21		Z30WCV9		X30WCrV93KU	F.526	T20821	3C 2W8F	
1.2601		X165CrMoV12					2310	X160CrMoV12			KH12MF	
1.2606	SKD 62	X37CrMoW51	H12	BH12		Z35CWDV5		X35CrMoW05KU	F.537	T20812	5C NM	
1.2764		X19NiCrMo4										
1.2767		X45NiCrMo4				45NCD16		40NiCrMoV8KU				
1.2842		90MnCrV8	O2	BO2		90MV8		90MnVCr8KU		T31502	9G2F	
1.3243	SKH55	S6-5-2-5	T15			KCV06-05-05-04-02	2723	HS6-5-2-5			R6M5K5	
1.3249	SKH 3	S18-1-2-5	T4	BT4		Z80WKCV18-05-04					R18K5F2	
1.3343	SKH51, SKH9	S6-5-2	M2	BM2		Z85WDCV	2722	HS652	F.5604		R6M5	
1.3348	SKH 58	S2-9-2	M7			Z100DCWV09-04-02	2782	HS292	F.5607			
1.3355	SKH 2	S18-0-1	T1	BT1		Z80WCV18-4-01					R18	
1.4718	SUH1	X45CrSi9-3	HNV3	401S45	52	Z45CS9		X45CrSi8	F.322		40C 9S2	
1.5662	SL9N60(53)	X8Ni9	ASMA353	502-650		9Ni		X10Ni9	F.2645			
1.5680		12Ni19	2515	12Ni19		Z18N5						

P	VDI 3323	Material Description	Composition / Structure / Heat Treatment	HB	HRc
	11	High-alloyed steel, and tool steel	Quenched & Tempered	325	35

Mat'l No.	JIS	DIN	AISI/ASTM/ SAE	BS	EN	AFNOR	SS	UNI	UNE / IHA	UNS	GOST	Brands
1.2080	SKD1	X210Cr12	D3	BD3	X210Cr12	Z200C12		X205Cr12KU		T30403	KH12	
1.2344	SKD61	X40CrMoV5-1	H13	BH13		Z40CDV5	2242	X40CrMoV511KU	F.5318	T20813	4C 5MF1S	
1.2363	SKD12	X100CrMoV5-1	A2	BA2		Z100CDV5	2260	X100CrMoV51KU	F.5227		9KH5VF	
1.2436	SKD 2	X210CrW12	D4(D6)	BD6		Z200CD12	2312	X215CrW121KU	F.5213		KH12	
1.2581	SKD5	X30WCrV9-3	H21	BH21		Z30WCV9		X30WCrV93KU	F.526	T20821	3C 2W8F	
1.2601		X165CrMoV12					2310	X160CrMoV12			KH12MF	
1.2714	SKT 4	55NiCrMoV7	6F3/L6			55NiCrMoV7			F.520S		5KHNV	
1.3202		S12-1-4-5		BT15				HS12-1-5-5				
1.3207		S10-4-3-10		BT42		Z130WKCDV						
1.3243	SKH55	S6-5-2-5	T15			KCV06-05-05-04-02	2723	HS6-5-2-5			R6M5K5	
1.3246		S7-4-2-5	M35			Z110WKCDV07-05-04		HS7-4-2-5				
1.3247	SKH 51	S2-10-1-8	M42	BM42		Z110DKCWV09-08-04		HS2-9-1-8			R2AM9K5	
1.3255	SKH 3	S18-1-2-5	T4	BT4		Z80WKCV18-05-04					R18K5F2	
1.3343	SKH51, SKH9	S6-5-2	M2	BM2		Z85WDCV	2722	HS652	F.5604		R6M5	
1.3348	SKH 58	S2-9-2	M7			Z100DCWV09-04-02	2782	HS292	F.5607			
1.3355	SKH 2	S18-0-1	T1	BT1		Z80WCV18-4-01					R18	
1.4718	SUH1	X45CrSi9-3	HNV3	401S45	52	Z45CS9		X45CrSi8	F.322		40C 9S2	
1.4935	SUH 616	X20CrMoWV121	422							S42200		
1.5680		12Ni19	2515	12Ni19		Z18N5						

M

VDI 3323	Material Description	Composition / Structure / Heat Treatment	HB	HRc
12	Stainless steel	Ferritic / Martensitic, Annealed	200	15

Mat'l No.	JIS	DIN	AISI/ASTM/ SAE	BS	EN	AFNOR	SS	UNI	UNE / IHA	UNS	GOST	Brands
1.4000	SUS403	X6Cr13	403	403S17		Z6C13	2301	X6Cr13	F.3110	S40300	08C 13	ATI 410S
1.4001		X7Cr14	410 S	403S7		Z8C13	2301		F.8401		08C 13	
1.4002	SUS 405	X6CrAl13	405	405S17		Z6CA13	2302	X6CrAl13		S40500		
1.4005	SUS416	X12CrS13	416	416S21		Z11CF13	2380	X12CrSC13	F.3411	S41600		ATI 416
1.4006	SUS410	X12Cr13	410	410S21	56A	Z10C13	2302	X12Cr13	F.3401	S41000	12C 13	ATI 410
1.4016	SUS430	X6Cr17	430	430S15	X8Cr17	Z8C17	2320	X8Cr17	F3113	S43000	12C 17	ATI 430
1.4027	SCS 2	GX20Cr14		420C29		Z20C13M					20C 13L	
1.4028	SUS420J2	X30Cr13	420	420S45		Z30C13	2304			S42020	20C 13	
1.4034	SUS420J2	X46Cr13		420S45		Z40C14		X40Cr14	F.3405			
1.4057	SUS431	X19CrNi17-2	431	431S29	57	Z15CN16-02	2321	X16CrNi16	F.3427	S43100	20C 17N2	431 (HT)
1.4086		GX120Cr29		452C11								
1.4104	SUS430F	X12CrMoS17	430F	420S37		Z10CF17	2383	X10CrS17	F.3117	S43020		
1.4112	SUS 440 B	X90CrMoV18	440B							S44003	95KH18	
1.4113	SUS434	X6CrMo17	434	434S17		Z8CD17-01	2325	X8CrMo17		S43400		AL 434
1.4313	SCS5	X3CrNi13-4	CA6-NM	425C11		Z4CND13-04M	2385	(G)X6CrNi304		J91540		
1.4340		GX40CrNi274								J92615		
1.4417		X2CrNiM0Si195	S31500				2376			S39215		
1.4418		X4CrNiMo165				Z6CND16-04-01	2387					APX4
1.4510	SUS430LX	X6CrTi17	XM8			Z4CT17		X6CrTi17	F.3115	S43035	08C 17T	430 Ti
1.4511	SUS430LK	X6CrNb17				Z4CNb17		X6CrNb17	F.3122			AXC525
1.4512	SUH409	X6CrTi12	409	LW19		Z3CT12		X6CrTi12		S40900		
1.4720		X20CrMo13										
1.4724	SUS 405	X10CrA113	405	403S17		Z10C13		X10CrA112	F.311		10C 13SJU	
1.4742	SUS430	X10CrA118	430	439S15	60	Z10CAS18		X8Cr17	F.3113	S43000	15C 13SJU	
1.4747	SUH4	X80CrNiSi20	HNV6	443S65	59	Z80CSN20-02		X80CrSiNi20	F.320B	S65006		
1.4749		X18CrN28	446								15KH28	
1.4762	SUH446	X10CrA124	446			Z10CAS24	2322	X16Cr26		S44600		
1.4871	SUH35,SUH36	X53CrMnNiN21-9	EV8	349S54		Z52CMN21-09		X53CrMnNiN219		S63008	55C 20G9AN4	
		X10CrNi15	429									
		X12CrNi18-9	302	302S31		Z10CN18-09	2330					

M

VDI 3323	Material Description	Composition / Structure / Heat Treatment	HB	HRc
13	Stainless steel	Martensitic, Quenched & Tempered	240	23

Mat'l No.	JIS	DIN	AISI/ASTM/ SAE	BS	EN	AFNOR	SS	UNI	UNE / IHA	UNS	GOST	Brands
1.4000	SUS403	X6Cr13	403	403S17		Z6C13	2301	X6Cr13	F.3110	S40300	08C 13	ATI 410S
1.4001		X7Cr14	410 S	403S7		Z8C13	2301		F.8401		08C 13	
1.4006	SUS410	X12Cr13	410	410S21	56A	Z10C13	2302	X12Cr13	F.3401	S41000	12C 13	ATI 410
1.4016	SUS430	X6Cr17	430	430S15	X8Cr17	Z8C17	2320	X8Cr17	F.3113	S43000	12C 17	ATI 430
1.4021	SUS 420J1	X20Cr13	420	420S37		Z20C13	2303	14210	F.5261	S42000	20C 13	ATI 420
1.4027	SCS 2	GX20Cr14		420C29		Z20C13M					20C 13L	
1.4031	SUS 420 J2	X40Cr13	420			Z40C14	-2304		F.3404	S42080	40C 13	
1.4034	SUS420J2	X46Cr13		420S45		Z40C14		X40Cr14	F.3405			
1.4057	SUS431	X19CrNi17-2	431	431S29	57	Z15CN16-02	2321	X16CrNi16	F.3427	S43100	20C 17N2	431 (HT)
1.4104	SUS430F	X12CrMoS17	430F	420S37		Z10CF17	2383	X10CrS17	F.3117	S43020		
1.4113	SUS434	X6CrMo17	434	434S17		Z8CD17-01	2325	X8CrMo17		S43400		AL 434
1.4313	SCS5	X3CrNi13-4	CA6-NM	425C11		Z4CND13-04M	2385	(G)X6CrNi304		J91540		
1.4544		A 700	321	S.524		Z 10 CNT 18 11		X6CrNiTi1811		J92630	08C 18N12T	
1.4546		X5CrNiNb18-10	348	347S31				X6CrNiNb1811		J92640		ATI 348
1.4871	SUH35,SUH36	X53CrMnNiN21-9	EV8	349S54		Z52CMN21-09		X53CrMnNiN219		S63008	55C 20G9AN4	
1.4922		X20cRmV12-1					2317	x20cRmOnI1201				
1.4923		X22CrMoV121										Jethete X20

M

VDI 3323	Material Description	Composition / Structure / Heat Treatment	HB	HRc
14	Stainless steel	Austenitic	180	10

Mat'l No.	JIS	DIN	AISI/ASTM/ SAE	BS	EN	AFNOR	SS	UNI	UNE / IHA	UNS	GOST	Brands
1.4301	SUS 304	X5CrNi18-10	304	304S15		Z5CN18-09	2332		F.3551	S30409	08C 18N10	
1.4305	SUS303	X10CrNiS18-10	303	303S21	58M	Z8CNF18-09	2346	X10CrNiS18.09	F.3508	S30300	30C 18N11	ATI 303
1.4306	SCS19	X2CrNi1911	304L	304C12	X3CrNi1810KD	Z2CN18-09	2352	GX2CrNi1910	F.3503	S30403	03KH18N11	ATI 304L
1.4308	SUS304L	GX6CrNi18-9	CF-8	304C15	58E	Z6CN18-10M	2333					CF-8
1.4310	SUS 301	X10CrNi18-8	301	301S21		Z12CN17-07	2331	X2CrNi1807	F.3517	S30100	07KH16N6	ATI 301
1.4311	SUS304LN	X2CrNiN18 10	304LN	304S62		Z2CN18-10	2371	X2CrNiN1810	F.3541	S30453	03KH18N11	
1.4312	SCS12	GX10CrNi188	305	302C25		Z10CN18-9M					10C 18N9L	ATI 305
1.4350	SUS304	X5CrNi18-9	304	304S15	58E	Z6CN18-09	2332	X5CrNi1810	F.3551	S30400		ATI 304
1.4362		X2CrNiN234	S32304			Z2CN23-04AZ	2327			S32304		ATI 2304TM
1.4371		X3CrMnNiN18887	202	284S16		Z8CMN18-08-05						
1.4401	SUS316	X5CrNiMo17-12-2	316	316S13		Z3CND17-11-01	2347	X5CrNiMo17 12 2	F.3534	S31600	08KH17H13M2T	ATI 316
1.4404	SUS316L	X2CrNiMo17-13-2	316L	316S11		Z2CND17-12	2348	X2CrNiMo1712	F.3533	S31603		ATI 316L
1.4406	SUS316LN	X2CrNiMoN17122	316LN	316S61		Z2CND17-12AZ		X2CrNiMoN1712	F.3542	S31653	07C 18N	ATI 316LN
1.4408	SCS14	GX6CrNiMo18-10	CF-8M	316C16			2343	X7CrNiMo2010	F.8414	J92900	10G2S2MSL	
1.4410	SCS 14 A	GX10CrNiMo18-9				Z5CND20-12M	2328			S32750		
1.4429	SUS316LN	X2CrNiMoN17-13-3	316Ln	316S62		Z2CND17-13AZ	2375	X2CrNiMoN17133	F.3543		03KH16N15M3	
1.4435	SUS316L	X2CrNiMo18143	316L	316S11		Z3CND17-12-03	2375	X2CrNiMo17 13 2	F.3533	S31603	03C 17N14M3	
1.4436	SUS316	X3CrNiMo17-13-3	316	316S19		Z6CND18-12-03	2343	X5CrNiMo17 12 2	F.3543	S31600		
1.4438	SUS317L	X2CrNiMo18164	317L	317S12		Z2CND19-15-04	2367	X2CrNiMo18 16 4	F.3539	S31703		ATI 317L
1.4439		X2CrNiMoN17135	(s31726)			Z3CND18-14-06AZ						
1.4440		X2CrNiMo18-16										
1.4449	SUS317	X5CrNiMo17133	317	317S16				X5CrNiMo1815		S31700		ATI 317
1.4460	SUS 329 J1	X8CrNiMo275	329				2324			S32900		10RE51
1.4462	SUS329J3L	X2CrNiMoN2253		318S13		Z3CND22-05Az	2377			S31803		ATI 2205TM
1.4500		X7NiCrMoCuNb2520				23NCDU25-20M				J95150		
1.4521	SUS444	X2CrMoTi18-2	443444				2326	X2CrMoTiNb18 2	F.3123			
1.4539		X1NiCrMoCuN25205				Z2NCDU25-20	2562			N08904		ATI 904L
1.4541	SUS321	X14CrNiTi18-10	321	321S31		Z6CNT18-10	2337	X6CrNiTi18 11	F.3523	S32100	06C 18N10T	ATI 321
1.4542	SUS630	X5CrNiCuNb174	630			Z7CNU15-05						UGIMA 4542
1.4545		Z7CNU15.05	15-5PH							S15500		ATI 15-5
1.4547		X1CrNiMoN20187	S31254				2378			S31254		Uranus B25 6Mo
1.4550	SUS347	X6CrNiNb18-10	347	347S17	58F	Z6CNNb18-10	2338	X6CrNiNb18 11	F.3552	S34700	08C 18N12B	ATI 347
1.4552	SCS 21	GX7CrNiNb18-9				Z4CNNb19-10M				J92710		
1.4568	SUS 631	X 7 CrNiAl 17 7		316S111		Z 9 CAN 17-7	2388	Z8CNA17-07		S17700	09C 17NJU1	17-7PH
1.4571	SUS 316Ti	X6CrNiMoTi17-12-2	316Ti	320S31	58J	Z6NDT17-12	2350	X6CrNiMoTi17 12	F.3535		10C 17N13M2T	ATI 316Ti
1.4581	SCS 22	GX5CrNiMoNb18		318C17		Z4CNDNb18-12M						
1.4583		X6CrNiMoNB18-12	318	303S21		Z15CNS20-12		X15CrNiSi2 12				
1.4585		GX7CrNiMoCuNb1818						X6CrNiMoTi17 12		J94651		
1.4821		X20CrNiSi254				Z20CNS25-04				S44635		
1.4823		GX40CrNiSi274								J92605		
1.4828	SCS17	X15CrNiSi20-12	309	309S24	58C	Z15CNS20-12			F.8414	S30900	20C 20N14S2	ATI 309
1.4833	SUS 309 S	X6CrNi2213	309S	309S13		Z15CN24-13				J93400		
1.4845	SUH310	X12CrNi25-21	310S	310S24		Z12CN25-20	2361	X6CrNi2520	F.331	S31008	20C 23N18	ATI 310S
1.4878	SUS321	X12CrNiTi18-9	321	321S20	58B	Z6CNT18-12(B)	2337	X6CrNiTi1811	F.3553	S32100		ACX315
1.4891		X5CrNiNb18-10	Ss30415				2372					
1.4893		X8CrNiNb11	S30815				2368					
1.4948		X6CrNi1811	304H	304S51		Z5CN18-09	2333			S30480		
1.4980		X5NiCrTi2515	660				2570			S66286		Incoloy A 286
		X5NiCrN3525										
		X2CrNiMoN18134	S31753									
		X2CrNiMoN25227										

K 15

VDI 3323	Material Description	Composition / Structure / Heat Treatment	HB	HRc
15	Grey cast iron	Pearlitic / Ferritic	180	10

Mat'l No.	JIS	DIN	AISI/ASTM/ SAE	BS	EN	AFNOR	SS	UNI	UNE / IHA	UNS	GOST	Brands
0.6010	FC100	GG10	A48 20 B	Grade 100	GJL-100	Ft 10 D	0100	G10	FG10		Sc 10	
0.6015	FC150	GG15	A48 25 B	Grade 150	GJL-150	Ft 15 D	0115	G15	FG15		Sc 15	
0.6020	FC200	GG20	A48 30 B	Grade 220	GJL-200	Ft 20 D	0120	G20	FG20	W06020	Sc 20	
0.6025	FC250	GG25	A48 40 B	Grade 260	GJL-250	Ft 25 D	0125	G25	FG25		Sc 25	
0.6660		GGL-NiCr 20 2	1050/700/7	Grade F2	GJLA-XNiCr 20-2	L-NC 202	0523	-		F41002		Ni-Resist 2
1.4449	SUS317	X5CrNiMo17133	317	317S16				X5CrNiMo1815		S31700		ATI 317

K 16

VDI 3323	Material Description	Composition / Structure / Heat Treatment	HB	HRc
16	Grey cast iron	Pearlitic (Martensitic)	260	26

Mat'l No.	JIS	DIN	AISI/ASTM/ SAE	BS	EN	AFNOR	SS	UNI	UNE / IHA	UNS	GOST	Brands
0.6025	FC250	GG25	A48 40 B	Grade 260	GJL-250	Ft 25 D	0125	G25	FG25		Sc 25	
0.6030	FC300	GG30	A48 45 B	Grade 300	GJL-300	Ft 30 D	0130	G30	FG30		Sc 30	
0.6035	FC350	GG35	A48 50 B	Grade 350	GJL-350	Ft 35 D	0135	G35	FG35		Sc 35	
0.6040	FC400	GG40	A48 60 B	Grade 400	GJL-400	Ft 40 D	0140	G40	FC40		Sc 40	

K 17

VDI 3323	Material Description	Composition / Structure / Heat Treatment	HB	HRc
17	Nodular cast iron	Ferritic	160	3

Mat'l No.	JIS	DIN	AISI/ASTM/ SAE	BS	EN	AFNOR	SS	UNI	UNE / IHA	UNS	GOST	Brands
0.7033	FCD350-22L	GGG35.3	-	350/22L40	GJS-350-22-LT	FGS 370-17	0717-15	-				
0.7040	FCD400	GGG40	60-40-18	SNG 420-12	GJS-400-15	FCS 400-12	0717-02	GS 400-12	FG E38-17	F32800	Vc 42-12	
0.7043	FCD 370	GGG40.3	60-40-18	SNG 370-17	GJS-400-18-LT	FGS 370-17	0717-12	GSO 42-17			Vc 42-12	
0.6040	FC400	GG40	A48 60 B	Grade 400	GJL-400	Ft 40 D	0140	G40	FC40		Sc 40	

K 18

VDI 3323	Material Description	Composition / Structure / Heat Treatment	HB	HRc
18	Nodular cast iron	Pearlitic	250	25

Mat'l No.	JIS	DIN	AISI/ASTM/ SAE	BS	EN	AFNOR	SS	UNI	UNE / IHA	UNS	GOST	Brands
0.7050	FCD500	GGG50	80-55-06	SNG 500-7	GJS-500-7	FGS 500-7	0727-02	GS 500-7	FG E50-7	F33100	Vc 50-2	
0.7060	FCD600	GGG60	80-55-06	SNG 600-3	GJS-600-3	FGS 600-3	0732-03	GS 600-3	FG E60-2		Vc 60-2	
0.7070	FCD700	GGG70	100-70-03	SNG 700-2	GJS-700-2	FGS 700-2	0737-01	GS 700-2	FG S70-2	F34800	Vc 70-2	
0.7652	FCDA-NiMn 13 7	GGG NiMn 13-7	-	Grade S6	GJSA-XNiMn 13-7	FGS Ni13 Mn7	0772	-				Nodumag
0.7660		GGG NiCr 20-2	A436 D2	Grade S2	GJSA-XNiCr 20-2	FGS Ni20 Cr2	0776	-				Ni-Resist D-2

K 19

VDI 3323	Material Description	Composition / Structure / Heat Treatment	HB	HRc
19	Malleable cast iron	Ferritic	130	

Mat'l No.	JIS	DIN	AISI/ASTM/ SAE	BS	EN	AFNOR	SS	UNI	UNE / IHA	UNS	GOST	Brands
0.8135	FCMW330	GTS-35	32510	B 340-12	GJMB350-10	MN 35-10	0815	GMN 35	GTS35		Kc 35-10	

K 20

VDI 3323	Material Description	Composition / Structure / Heat Treatment	HB	HRc
20	Malleable cast iron	Pearlitic	230	21

Mat'l No.	JIS	DIN	AISI/ASTM/ SAE	BS	EN	AFNOR	SS	UNI	UNE / IHA	UNS	GOST	Brands
0.8145	FCMW370	GTS-45	A220-40010	P 440-7	GJMB450-6	MN 450	0852	GMN 45				
0.8155	FCMP490	GTS-55	50005	P 510-4	GJMB-550-4	MP 50-5	0854	GMN 55			Kc 60-3	
0.8165	FCMP590	GTS-65	70003	P 570-3	GJMB-650-2	MN 650-3	0856	GMN 65				
0.8170	FCMP690	GTS-70	90001	P 690-2	GJMB-700-2	MN 700-2	0862	GMN 70			Kc 70-2	

N — VDI 3323 21

Material Description	Composition / Structure / Heat Treatment	HB	HRc
Aluminum-wrought alloy	Not Curable	60	

Mat'l No.	JIS	DIN	AISI/ASTM/SAE	BS	EN	AFNOR	SS	UNI	UNE / IHA	UNS	GOST	Brands
3.0205		Al99	Al99									
3.0255	(A1050)	Al99.5	1000	L31		A59050C					D1	
3.3315		AlMg1										

N — VDI 3323 22

Material Description	Composition / Structure / Heat Treatment	HB	HRc
Aluminum-wrought alloy	Curable, Hardened	100	

Mat'l No.	JIS	DIN	AISI/ASTM/SAE	BS	EN	AFNOR	SS	UNI	UNE / IHA	UNS	GOST	Brands
3.1325		AlCuMg1									AD35	
3.1655	A2011	AlCuSiPb										
3.2315		AlMgSi1									AK9	
3.4345		AlZnMgCu0,5	7050	L86		AZ4GU/9051		811-04				
3.4365	7075	AlZnMgCu1,5	7075	7075		7075		AlZn5.8MgCuCr			B95	

N — VDI 3323 23

Material Description	Composition / Structure / Heat Treatment	HB	HRc
Aluminum-cast, alloyed	≤ 12% Si, Not Curable	75	

Mat'l No.	JIS	DIN	AISI/ASTM/SAE	BS	EN	AFNOR	SS	UNI	UNE / IHA	UNS	GOST	Brands
3.2163		G-AlSi9Cu3									VAL8	
3.2382		GD-AlSi10Mg										
3.2383		G-AlSi0Mg(Cu)	A360.2	LM9			4253					
3.2581		G-AlSi12										
3.3561		G-AlMg5										
3.5101		G-MgZn4sE1Zr1	ZE41	MAG5								
3.5103		MgSE3Zn27r1	EZ33	MAG6		G-TR3Z2						
3.5812		G-MgAl8Zn1	AZ81	NMAG1								
3.5912		G-MgAl9Zn1	AZ91	MAG7								
			A356-72	2789		NFA32-201						
	A5052		356.1	LM25			4244				AK7	
		G-AlSi12	A413.2	LM6			4261					
	ADC12	G-AlSi12(Cu)	A413.1	LM20			4260				AK12	
	A6061	GD-AlSi12	A413.0				4247					
	A7075	GD-AlSi8Cu3	A380.1	LM24			4250					

TECHNICAL DATA
Technical Information
Material Groups

N — VDI 3323 24

Material Description	Composition / Structure / Heat Treatment	HB	HRc
Aluminum-cast, alloyed	≤ 12% Si, Curable, Hardened	90	

Mat'l No.	JIS	DIN	AISI/ASTM/SAE	BS	EN	AFNOR	SS	UNI	UNE / IHA	UNS	GOST	Brands
2.1871		G-AlCu4TiMg										
3.1754		G-AlCu5Ni1,5										
3.2371		G-AlSi7Mg	4218B								AK8	
3.2373	C4BS	G-AlSI9MGWA	SC64D			A-S7G	4251				AK9	
3.2381		G-AlSi10Mg									AK12	
3.5106		G-MgAg3SE2Zr1	QE22	mag12								
		G-ALMG5	GD-AlSI12	LM5		A-SU12	4252					

N — VDI 3323 26

Material Description	Composition / Structure / Heat Treatment	HB	HRc
Copper and Copper Alloys (Bronze / Brass)	Cutting alloys, PB>1%	110	

Mat'l No.	JIS	DIN	AISI/ASTM/SAE	BS	EN	AFNOR	SS	UNI	UNE / IHA	UNS	GOST	Brands
2.0375		CuZn36Pb3									LS60-2	
2.1090		G-CuSn75pb	C93200			U-E7Z5pb4						
2.1096		G-CuSn5ZnPb	c83600	LG2								
2.1098		G-CuSn2Znpb	C83600									
2.1182		G-CuPb15Sn	C23000	LB1		U-pb15E8						

N — VDI 3323 27

Material Description	Composition / Structure / Heat Treatment	HB	HRc
Copper and copper alloys (Bronze / Brass)	CuZn, CuSnZn (Brass)	90	

Mat'l No.	JIS	DIN	AISI/ASTM/SAE	BS	EN	AFNOR	SS	UNI	UNE / IHA	UNS	GOST	Brands
2.0240	C2300	CuZn15									L90	
2.0321		CuZn37	C27200	cz108		CuZn36,CuZn37		C2700			L63	
2.0590		G-CuZn40Fe										
2.0592		G-CuZn35Al1	C86500	U-Z36N3		HTB1						
2.0596		G-CuZn34Al2	C86200	HTB1		U-Z36N3					LTs23AD	
2.1293		CuCrZr	C18200	CC102		U-Cr0-8Zr						

N — VDI 3323 28

Material Description	Composition / Structure / Heat Treatment	HB	HRc
Copper and copper alloys (Bronze / Brass)	CuSn, lead-free copper and electrolytic copper	100	

Mat'l No.	JIS	DIN	AISI/ASTM/SAE	BS	EN	AFNOR	SS	UNI	UNE / IHA	UNS	GOST	Brands
2.0060		E-Cu57										
2.0966		CuAl10Ni5Fe4	C63000	Ca104		U-A10N					BrAD	
2.0975		G-CuAl10Ni	B-148-52									
2.1050		G-CuSn10	c90700	CT1								
2.1052		G-CuSn12	C90800	pb2		UE12P						
2.1292		G-CuCrF35	C81500	CC1-FF								

S — VDI 3323 31

Material Description	Composition / Structure / Heat Treatment	HB	HRc
Heat resistant super alloys	Fe Based, Annealed	200	15

Mat'l No.	JIS	DIN	AISI/ASTM/SAE	BS	EN	AFNOR	SS	UNI	UNE / IHA	UNS	GOST	Brands
1.4558	NCF 800 TB	X2NiCrAlTi3220	N08800	NA15								
1.4562		X1NiCrMoCu32287	N08031									
1.4563		X1NiCrMoCuN31274	N08028			Z1NCDU31-27-03	2584				EK77	
1.4864	SUH330	X12NiCrSi36-16	330	NA17		Z12NCS37-18				N08330		
1.4865	SCH15	GX40NiCrSi38-18		330C40				XG50NiCr3919		J94605		
1.4958		X5NiCrAlTi3120										

S — VDI 3323 32

Material Description	Composition / Structure / Heat Treatment	HB	HRc
Heat resistant super alloys	Fe Based, Aged	280	30

Mat'l No.	JIS	DIN	AISI/ASTM/SAE	BS	EN	AFNOR	SS	UNI	UNE / IHA	UNS	GOST	Brands
1.4977		X40CoCrNi2020				Z42CNKDWNb						

S — VDI 3323 33

Material Description	Composition / Structure / Heat Treatment	HB	HRc
Heat resistant super alloys	Ni or Co Based, Annealed	250	25

Mat'l No.	JIS	DIN	AISI/ASTM/SAE	BS	EN	AFNOR	SS	UNI	UNE / IHA	UNS	GOST	Brands
2.4360		NiCu30Fe		NA13		NU30				N04400		Monel400
2.4603		NiCr 30 FeMo	5390A			NC22FeD						Hastelloy G-30
2.4610		NiMo16cR16Ti								N26455		HastelloyC-4
2.4630		NiCr20Ti		HR5,203-4		NC20T				N06075		Nimonic75
2.4631	NCF 80A	NiCr20TiAl		Hr40		NC20TA				N07080	KHN77TYuR	Nimonic 80A
2.4642	NCF 690	NiC29Fe				Nnc30Fe				N06690		Inconel 690
2.4856		NiCr22Mo9Nb		NA21		NC22FeDNb				N06625		Inconel 625
2.4858		NiCr21Mo		NA16		NC21FeDU				N08825	KHN38VT	Incoloy 825

S — VDI 3323 34

Material Description	Composition / Structure / Heat Treatment	HB	HRc
Heat resistant super alloys	Ni or Co Based, Aged	350	38

Mat'l No.	JIS	DIN	AISI/ASTM/SAE	BS	EN	AFNOR	SS	UNI	UNE / IHA	UNS	GOST	Brands
2.4375		NiCu30Al	4676	NA18		NU30AT				N05500		Monelk500
2.4662		NiFe35Cr14MoTi	5660			ZSNCDT42				N09901		Incoloy 901
2.4668		NiCr19Fe19NbMo	5383	HR8		NC19eNB				N07718		Inconel 718
2.4670		S-NiCr13A16MoNb	5391	Mar-46		NC12AD						Nimocast 713
2.4694		NiCr16fE7TiAl								N07751		Inconel 751
2.4955		NiFe25Cr20NbTi										
2.4964		CoCr20W15Ni	5772			KC20WN						Haynes 25
		CoCr22W14Ni	AMS 5772			KC22WN						

S — VDI 3323 35

Material Description	Composition / Structure / Heat Treatment	HB	HRc
Heat resistant super alloys	Ni or Co Based, Cast	320	34

Mat'l No.	JIS	DIN	AISI/ASTM/SAE	BS	EN	AFNOR	SS	UNI	UNE / IHA	UNS	GOST	Brands
2.4669		NiCr15Fe7TiAl				NC15TNbA				N07750		Inconel X750
2.4685		G-NiMo28								N10665		Hastelloy B
2.4810		G-NiMo30										Hastelloy C
2.4973		NiCr19Co11MoTi	AMS 5399			NC19KDT					VT5-1	
3.7115		TiAl5Sn2								R54520	VT1-00	ATI Grade 6

S — VDI 3323 36

Material Description	Composition / Structure / Heat Treatment	HB	HRc
Titanium alloys	Pure Titanium	400 Rm	

Mat'l No.	JIS	DIN	AISI/ASTM/SAE	BS	EN	AFNOR	SS	UNI	UNE / IHA	UNS	GOST	Brands
2.4674		NiCo15Cr10MoAlTi	AMS 5397							N13100		IN 100
3.7025		Ti1	R50250	2TA1						R50250		ATI 30 CP Gr. 1
3.7225		Ti1pd	R52250	TP1						R52250		

S — VDI 3323 37

Material Description	Composition / Structure / Heat Treatment	HB	HRc
Titanium alloys	Alpha + Beta Alloys, Hardened	1050 Rm	

Mat'l No.	JIS	DIN	AISI/ASTM/SAE	BS	EN	AFNOR	SS	UNI	UNE / IHA	UNS	GOST	Brands
3.7124		TiCu2		2TA21-24								
3.7145		TiAl6Sn2Zr4Mo2Si	R54620							R54620		
3.7165		TiAl6V4	AMS R56400	TA10-13		T-A6V					VT6	
3.7185		TiAl4Mo4Sn2		TA45-51								
3.7195		TiAl3V2.5								R56320		ATI 3-2.5
		TiAl4Mo4Sn4Si0.5										
		TiAl5Sn2.5	AMS R54520	TA14/17		T-A5E						
		Ti6Al4VELI	AMS R56401	TA11								

Material Groups

H — VDI 3323 38

Material Description	Composition / Structure / Heat Treatment	HB	HRc
Hardened steel	Hardened	550	55

Mat'l No.	JIS	DIN	AISI/ASTM/SAE	BS	EN	AFNOR	SS	UNI	UNE / IHA	UNS	GOST	Brands
1.1231	S 70 C-CSP	Ck 67	1070	060 A 67	C 67S	XC 68	1770	C 70	F.5103		70	
1.1248	C 75	Ck 75	1078, 1080	060 A 78	C 75S	XC 75	1774	C 75	F.5107		75	
1.1274	SUP 4	Ck 101	1095	060 A 96	C 100S	XC100	1870	C100	F.5117			
1.1545	SK 3	C 105 W1	W1	BW 2	C 105U	Y1 105	1880	C 100 KU	F.5118		U10A	
1.2762		75CrMoNiW67	-	-	-	-	-	-				
1.3401	SCMnH1	GX120Mn12	A128(A)			Z120M12	2183	GX120Mn12	F.8251		110G13L	
1.4021	SUS 420 J1	X 20 Cr 13	420	420 S 37	X 20 Cr 13	Z 20 C 13	2303	X 20 Cr 13	F.5261		20KH13	ATI 420
1.4109	SUS 440 A	X 65 CrMo 14	440 A	-	X 70 CrMo 15	Z 70 D 14	-	-				ATI 440A
1.4112	SUS 440 B	X 90 CrMoV 18	440 B	409 S 19	X 90 CrMoV 18	Z 2 CND 18 05	2327	X CrTi 12				
1.4125	SUS 440 C	X 105 CrMo 17	440 C	-	X 105 CrMo 17	Z 100 CD 17	-	X 105 CrMo 17			95KH18	ATI 440C
1.6746		32NiCrMo14-5	-	832M31	32nlcRm0145	35NCD14	-	-				
1.7176	SUP9(A)	55Cr3	5155	527A60	48	55C3	2253	55Cr3				
1.7225	SCM 440 (H)	42CrMo4	4140	708 M 40	42 CrMo 4	42 CD 4	2244	42 CrMo 4	F.1252		38HM	

H — VDI 3323 40

Material Description	Composition / Structure / Heat Treatment	HB	HRc
Chilled cast iron	Cast	400	42

Mat'l No.	JIS	DIN	AISI/ASTM/SAE	BS	EN	AFNOR	SS	UNI	UNE / IHA	UNS	GOST	Brands
0.9620		GX260NiCr42	A532 IB	Grade 2 A	GJN-HV520	FB Ni4 Cr2 BC	0512	-		F45001		Ni-Hard2
0.9625		GX330NiCr42	A532 IA	Grade 2 B	GJN-HV550	FB Ni4 Cr2 HC	0513	-		F45000		Ni-Hard1
0.9630		GX300 CrNiSi 9 5 2	A532 ID	Grade 2 C	GJN-HV600	FB Cr9 Ni5	0457	-		F45003		Ni-Hard 4
0.9640		GX300CrMoNi1521	-	-	-	-	-	-		F45005		
0.9650		GX260Cr27	-	Grade 3 D		-	0466	-				
0.9655		GX300CrNMo271	-	Grade 3 E		-	-	-			20C 25N20S2	
1.4841	SUH 310	X15CrNiSi25-20	310	314S31	X 15 CrNiSi 25 20	Z15CNS25-20	-	-		S31400		Cronifer 2520

H — VDI 3323 41

Material Description	Composition / Structure / Heat Treatment	HB	HRc
Hardened cast iron	Hardened	550	55

Mat'l No.	JIS	DIN	AISI/ASTM/SAE	BS	EN	AFNOR	SS	UNI	UNE / IHA	UNS	GOST	Brands
0.9635		GX300 CrMo 15 3	-	-	-	-	-	-				
0.9645		GX260 CrMoNi 20 21	-	-	-	-	-	-		F45007		

EDP No. INDEX

EDP No.	Page
L1211	42
L1212	43
L1213	44
L1214	45
L12D1	54
L12D3	55
L19E1	56
L19E3	57
L41A1	58
L4211	46
L4212	47
L4271	49
L4272	50
L4273	51
L4274	52
L4276	53
L42A1	58
L6215	48
T0993	229
T0997-TIC	194
T0999-TIC	195
T7109	151-152
T7309	153-154
T7343	158
T7363	155
T7509	156
T7609	157
T7709	301
TB123	222
TB183	219
TB264	223
TB274	224
TB312	170
TB313	197
TB373	159
TB428	106
TB438	108
TB514	304
TB623	217
TB711	206
TB744	88
TB754	90
TB804	76
TB814	95
TB824	91
TB834	109
TB844	81-82
TB854	100-101
TB864	93
TB874	111
TB904	220
TB913	177
TB914	209
TB924	221
TBE05	77
TBE06	78
TBE07	79
TBE08	80

EDP No.	Page
TBE15	210
TBE16	211
TBE17	212
TBE18	213
TBJ05	96
TBJ06	97
TBJ07	98
TBJ08	99
TC122	137
TC124	131
TC127	135
TC134	132
TC144	130
TC163	242
TC169	245
TC170	246
TC174	174
TC184	176
TC211	147
TC214	142
TC222	138-139
TC224	144
TC227	145
TC234	143
TC244	186
TC254	188
TC263	184
TC283	199
TC312	168
TC313	196
TC353	160
TC411	126-127
TC413	172
TC422	180
TC424	150
TC433	249
TC445	105
TC463	148
TC473	149
TC517	133
TC612	134
TC622	247
TC633	87
TC711	124
TC727	305
TC728	302
TC729	303
TC803	289
TC804	76
TC804-IC	85
TC807	86
TC814	95
TC814-IC	104
TC824	91
TC834	109
TC844	81-82
TC854	100-101
TC864	93

EDP No.	Page
TC874	111
TC909	293
TC934	296
TC944	295
TC954	297
TC963	244
TC973	294
TCE01	92
TCE02	94
TCE05	77
TCE06	78
TCE07	79
TCE08	80
TCE09	83-84
TCH14	214
TCH23	218
TCJ01	110
TCJ02	112
TCJ05	96
TCJ06	97
TCJ07	98
TCJ08	99
TCJ09	102-103
TD127	136
TD174	175
TD222	140-141
TD227	146
TD244	187
TD263	185
TD312	169
TD411	128-129
TD413	173
TD422	181
TD703	272
TD704	283
TD711	125
TD713	276
TD723	280
TD733	281
TD804	76
TD814	95
TD821	231
TD824	91
TD834	109
TD844	81-82
TD854	100-101
TD864	93
TD874	111
TDE01	92
TDE02	94
TDE05	77
TDE06	78
TDE07	79
TDE08	80
TDE09	83-84
TDJ01	110
TDJ02	112
TDJ05	96

EDP No. INDEX

EDP No.	Page
TDJ06	97
TDJ07	98
TDJ08	99
TDJ09	102-103
TE403	234
TE422	182
TE433	250
TE434	235
TE454	236
TE703	273
TE704	284
TE713	277
TE723	279
TE733	282
TE821	230
TE943	248
TE953	243
TI821	232
TI914	209
TKS35	67

EDP No.	Page
TM293	258
TM903	256
TM923	262
TM933	260
TQ428	106
TQ438	107
TQ703	275
TQ723	278
TQ744	88
TQ754	89
TQ813	207
TQ823	166
TQ833	264
TQ853	215
TQ863	178
TQ873	266
TR813	208
TR823	167
TR833	265
TR853	216

EDP No.	Page
TR863	179
TR873	267
TTS31	65
TTS33	66
TTS37	68
TY283	200
TY312	171
TY313	198
TY422	183
TY433	251
TY703	274
TY821	233
TZ293	259
TZ903	257
TZ923	263
TZ933	261

HIGH QUALITY PRODUCTS and ON TIME DELIVERY for WORLD-WIDE CUSTOMERS

Since 1982, YG-1 has been committed to quality, innovation and the unique customer experience.
Our performance and experience have granted YG-1 the global impression of one of the leading manufacturers of high quality cutting tool solutions. This global footprint expands over 75 countries, with international logistic centers, pledging to our customers to give the best service available today - and tomorrow.

EUROPE

- BELGIUM
- CROATIA
- CZECH REPUBLIC
- DENMARK
- FINLAND
- FRANCE
- GERMANY
- HUNGARY
- ITALY
- LITHUANIA
- NORWAY
- POLAND
- PORTUGAL
- ROMANIA
- RUSSIA
- SERBIA
- SLOVENIA
- SPAIN
- SWEDEN
- SWITZERLAND
- THE NETHERLANDS
- TURKEY
- UNITED KINGDOM

ASIA PACIFIC

- AUSTRALIA
- CHINA
- HONG KONG
- INDIA
- INDONESIA
- ISRAEL
- JAPAN
- KINGDOM OF SAUDI ARABIA
- MALAYSIA
- PAKISTAN
- PHILIPPINES
- SINGAPORE
- SOUTH KOREA
- TAIWAN
- THAILAND
- UNITED ARAB EMIRATES
- VIETNAM

AMERICAS

- BRAZIL
- CANADA
- COLOMBIA
- MEXICO
- UNITED STATES

AFRICA

- EGYPT
- SOUTH AFRICA

YG-1 CO., LTD.

* For the more information on sales network, please contact the head office as below;

YG-1 HEAD OFFICE 211, Sewolcheon-ro, Bupyeong-gu, Incheon, South Korea
Phone : +82-32-526-0909 e-mail : yg1@yg1.kr www.yg1.kr

YG-1 CO., LTD.

HEAD OFFICE
211, Sewolcheon-ro, Bupyeong-gu, Incheon, South Korea
Phone: +82-32-526-0909
Http://www.yg1.kr E-mail: yg1@yg1.kr

Note The information is provided for reference only. Tool specifications are subject to change without prior notice.
Although we endeavor to supply accurate and timely information, there can be no guarantee to cover every particular application.
YG-1 or publishers are not liable for any damage for use of the information.

YouTube

Search 'YG-1' on social media outlets

YG1YETT190924002