YG TURN INCH

Turning Inserts - Positive

VCMT (35° Rhombic)

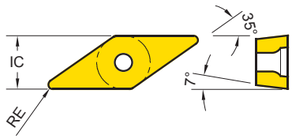

Series	IC	S
VC.. 22	.250	.125
VC.. 33	.375	.187

EDP 2200.. ● : Stock item ○ : Order made item

VCMT	Designation	RE	Fn (In/rev.)	Ap (In)	K10	P05 K20	K20	P10 K30	P15	P10	P25	P20	P30	P20	M25	M35	M15	M30	M40 S30	S10	S10	P15 M15 K15	P10 M10 K10	N20	N20
					YG1010	YG1001	YG1020	YG3010	YG3015	YG3115	YG3125	YG3020	YG3030	YG801	YG2025	YG2035	YG211	YG213	YG214	YG401	YG411	YT100	YT100G	YG100	YG10
-MF Stainless steel Finishing	VCMT221-MF	.016	.002 ~ .008	.004 ~ .067											● 2513	● 3784	● 2014	● 2015	● 2016	● 2035	● 4107				
	VCMT331-MF	.016	.002 ~ .008	.008 ~ .079											● 2809	● 3786									
	VCMT332-MF	.031	.003 ~ .011	.012 ~ .079											● 2810	● 3788									
-MM Stainless steel Medium	VCMT221-MM	.016	.002 ~ .007	.010 ~ .087											● 2829	● 3785									
	VCMT331-MM	.016	.003 ~ .008	.010 ~ .106											● 2830	● 3787									
	VCMT332-MM	.031	.003 ~ .011	.020 ~ .106											● 2831	● 3789									
-PF Finishing	VCMT221-PF	.016	.002 ~ .008	.004 ~ .067						● 2888			● 2951									● 2553	○ 3597		
	VCMT331-PF	.016	.002 ~ .008	.008 ~ .079						● 2906			● 2969												
	VCMT332-PF	.031	.003 ~ .011	.012 ~ .079						● 2907			● 2970												
-PM Medium	VCMT221-PM	.016	.002 ~ .007	.010 ~ .087						● 2936			● 3000												
	VCMT331-PM	.016	.003 ~ .008	.010 ~ .106						● 2937			● 3001												
	VCMT332-PM	.031	.003 ~ .011	.020 ~ .106						● 2938			● 3002												



PCBN TURNING

Product Overview

PCBN - Turning Inserts Overview

PCBN Turning Inserts

YG-1 USA - phone: 800-765-8665, E-mail: yg1usa.com
YG-1 HEAD OFFICE - phone: +82-32-526-0909, www.yg1.solutions, E-mail: yg1@yg1.solutions

PCBN - Turning Grades

Turning Grades		K Cast iron			H Hardened Steel		
		K10	K20	K30	H10	H20	H30
PCBN	YBN50				YBN50		
	YBN65					YBN65	
	YBN65A					YBN65A	
	YBN90	YBN90					YBN90

NEW
YBN50
H5 - H15





Uncoated PCBN grade for
Continuous to light interrupted turning of hardened steels
- Low content PCBN with excellent chemical wear resistance

NEW
YBN65A
H10 - H25





Coated PCBN Grade for
Continuous to Medium interrupted turning of hardened steels
- A coated(AlTiSiN Multi layer) PCBN grade for higher cutting speed
- Medium content PCBN with superior edge toughness, Good flank and crater wear resistance
- Suitable for both roughing and finishing

NEW
YBN65
H10 - H25



Uncoated PCBN grade for
Continuous to Medium interrupted turning of hardened steels
- Medium content PCBN with superior edge toughness, good flank and crater wear resistance
- Suitable for both roughing and finishing

NEW
YBN90
H20 - H35
K05 - K20





Uncoated PCBN grade of Severe interrupted turning of hardened steels, and the Stable machining of Gray Cast iron, Sintered alloy steel
- High content PCBN with high wear resistance, superior impact strength
- Excellent edge quality and retention

H - Hardened Steels

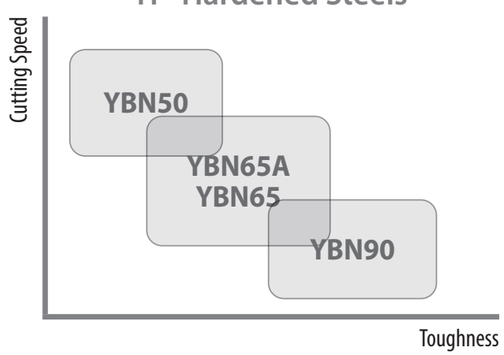

PCBN - Turning Insert Code System

1	2	3	4	5		6
2	S	CNGA432	S	004	20	WG
Number of PCBN corner	PCBN Length	Insert ISO Code System	Edge preparation	① Chamfer width	② Chamfer angel	Special shape

1 - Number of PCBN corner

1	One corner PCBN
2	Two corner PCBN



4S CNGA



2S CNGA

2 - PCBN Length

N	Normal PCBN tip length, Regrindable
S	Small PCBN tip length One time use
SD	Solid PCBN
FT	Full Top PCBN

3 - Insert ISO Code System

Refer to Page. 16

4 - Edge preparation

T	T-Land, None Honing
S	T-Land with Honed
X	Special land shape

5 - Chamfer

①	Chamfer width (004 means .004inch)
②	Chamfer angle (20 means 20°)

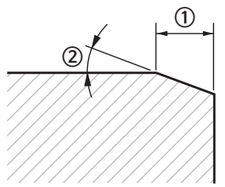

6 - Special shape

WG	Wiper
None	No Wiper

Grade Name Code System

1	2	3	4
Y	BN	65	A
Company Name	Materials	Contents of PCBN	Kind of Coating

1 - Company Name

Y	YG-1

2 - Materials

BN	PCBN

3 - Contents of PCBN

50	50%
65	65%
90	90%

4 - Kind of Coating

None	Uncoated
A	AlTiSiN multi-layer
B	TiAlN-TiN

PCBN - Turning Inserts Overview

Negative Inserts

Shape		Series	No. of PCBN Eege	Size & Thickness							Page
C		CNGA	2						43		73
			4						43		
D		DNGA	2						43	44	74
			4						43		
S		SNGA	4						43		75
T		TNGA	3					33			76
			6					33			
V		VNGA	2					33			77
W		WNGA	3						43		78
			6						43		

Positive Inserts

Shape		Series	No. of PCBN Eege	Size & Thickness							Page
C		CCGW	2		21.5		32.5				79
D		DCGW	2		21.5		32.5				80
S		SCGW	2				32.5				81
T		TCGW	3	1.81.5	21.5		32.5				82
		TPGW	3	1.81.5		22		33			83
V		VBGW	2			22		33			84
		VCGW	2			22		33			85

Refer to Turning holder p.87

Turning Inserts - Negative

CNGA - PCBN (80° Rhombic)

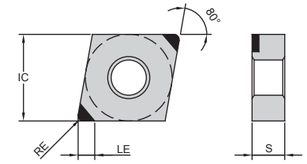

Series	IC	S
CN.. 43	.500	.187

EDP 2200..
●: Stock item ○: Order made item

CNGA	Designation	RE	LE	Fn (In/rev.)	Ap (In)	No. of PCBN Eege	H05-H15 YBN50	H10-H25 YBN65	H10-H25 YBN65A	H20-H35 K05-K20 YBN90
	2S CNGA431 S00525	.016	.098	.001 ~ .008	.002 ~ .012	2		● 3008		
	2S CNGA432 S00525	.031	.094	.001 ~ .008	.002 ~ .012	2	● 3009	● 3010	● 3011	
	2S CNGA432 T00420	.031	.094	.001 ~ .008	.002 ~ .012	2				● 3065
	4S CNGA432 S00525	.031	.094	.001 ~ .008	.002 ~ .012	4		● 3012	● 3013	
	2S CNGA433 S00525	.047	.091	.001 ~ .008	.002 ~ .012	2		● 3014		
	2S CNGA431 S00515WG	.016	.098	.001 ~ .008	.002 ~ .012	2		● 3015		
	2S CNGA432 S00515WG	.031	.094	.001 ~ .008	.002 ~ .012	2	● 3016	● 3017	● 3018	
	2S CNGA432 T00420 WG	.031	.094	.001 ~ .008	.002 ~ .012	2				● 3066
	4S CNGA432 S00515 WG	.031	.094	.001 ~ .008	.002 ~ .012	4	● 3019	● 3020	● 3021	
	4S CNGA432 T00420 WG	.031	.094	.001 ~ .008	.002 ~ .012	4				● 3067
	2S CNGA433 S00515 WG	.047	.091	.001 ~ .008	.002 ~ .012	2		● 3022		

Turning Inserts - Negative

DNGA - PCBN (55° Rhombic)

Refer to Turning holder p. 88

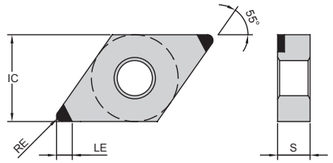

Series	IC	S
DN.. 43	.500	.187
DN.. 44	.500	.250

DNGA	Designation	RE	LE	Fn (In/rev.)	Ap (In)	No. of PCBN Eege	H05-H15 YBN50	H10-H25 YBN65	H10-H25 YBN65A	H20-H35 K05-K20 YBN90
	2S DNGA431 S00525	.016	.098	.001 ~ .008	.002 ~ .012	2		● 3023		
	2S DNGA432 S00525	.031	.091	.001 ~ .008	.002 ~ .012	2	● 3024	● 3025	● 3026	
	2S DNGA432 T00420	.031	.091	.001 ~ .008	.002 ~ .012	2				● 3068
	4S DNGA432 S00525	.031	.091	.001 ~ .008	.002 ~ .012	4		● 3027	● 3028	
	2S DNGA433 S00525	.047	.079	.001 ~ .008	.002 ~ .012	2		● 3029		
	2S DNGA441 S00525	.016	.098	.001 ~ .008	.002 ~ .012	2		● 3030		
	2S DNGA442 S00525	.031	.091	.001 ~ .008	.002 ~ .012	2	● 3031	● 3032	● 3033	
	2S DNGA442 T00420	.031	.091	.001 ~ .008	.002 ~ .012	2				● 3069
	2S DNGA443 S00525	.047	.079	.001 ~ .008	.002 ~ .012	2		● 3034		

Turning Inserts - Negative

SNGA - PCBN (Square)

Refer to Turning holder p. 89

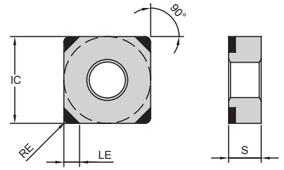

Series	IC	S
SN.. 43	.500	.187

SNGA	Designation	RE	LE	Fn (In/rev.)	Ap (In)	No. of PCBN Eege	H05-H15 YBN50	H10-H25 YBN65	H10-H25 YBN65A	H20-H35 K05-K20 YBN90
	4S SNGA431 S00525	.016	.091	.001 ~ .008	.002 ~ .012	4		● 3035		
	4S SNGA432 S00525	.031	.091	.001 ~ .008	.002 ~ .012	4	● 3036	● 3037	● 3038	
	4S SNGA432 T00420	.031	.091	.001 ~ .008	.002 ~ .012	4				● 3070
	4S SNGA433 S00525	.047	.091	.001 ~ .008	.002 ~ .012	4		● 3039		

Turning Inserts - Negative

TNGA - PCBN (60˚ Triangle)

Refer to Turning holder p. 90

Series	IC	S
TN.. 33	.375	.187

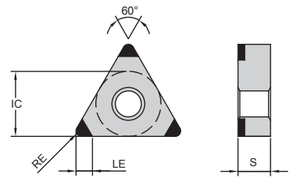

TNGA	Designation	RE	LE	Fn (In/rev.)	Ap (In)	No. of PCBN Eege	H05-H15 YBN50	H10-H25 YBN65	H10-H25 YBN65A	H20-H35 K05-K20 YBN90
	3S TNGA331 S00525	.016	.102	.001 ~ .008	.002 ~ .012	3		● 3040		
	3S TNGA332 S00525	.031	.091	.001 ~ .008	.002 ~ .012	3	● 3041	● 3042	● 3043	
	3S TNGA332 T00420	.031	.091	.001 ~ .008	.002 ~ .012	3				● 3071
	6S TNGA332 S00525	.031	.091	.001 ~ .008	.002 ~ .012	6		● 3044	● 3045	
	3S TNGA333 S00525	.047	.079	.001 ~ .008	.002 ~ .012	3		● 3046		

Turning Inserts - Negative

VNGA - PCBN (35˚ Rhombic)

Refer to Turning holder p. 91

Series	IC	S
VN.. 33	.375	.187

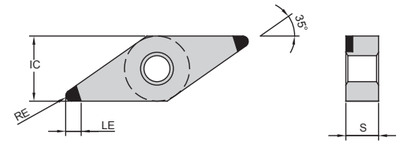

VNGA	Designation	RE	LE	Fn (In/rev.)	Ap (In)	No. of PCBN Eege	H05-H15 YBN50	H10-H25 YBN65	H10-H25 YBN65A	H20-H35 K05-K20 YBN90
	2S VNGA331 S00525	.016	.098	.001 ~ .008	.002 ~ .012	2		● 3047		
	2S VNGA332 S00525	.031	.079	.001 ~ .008	.002 ~ .012	2	● 3048	● 3049	● 3050	
	2S VNGA332 T00420	.031	.079	.001 ~ .008	.002 ~ .012	2				● 3072

Turning Inserts - Negative

WNGA - PCBN (80° Trigon)

Refer to Turning holder p. 92

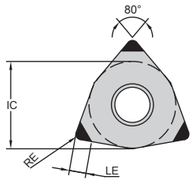

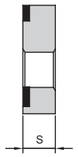

Series	IC	S
WN.. 43	.500	.187



WNGA	Designation	RE	LE	Fn (In/rev.)	Ap (In)	No. of PCBN Eege	H05-H15 YBN50	H10-H25 YBN65	H10-H25 YBN65A	H20-H35 K05-K20 YBN90
	3S WNGA431 S00525	.016	.098	.001 ~ .008	.002 ~ .012	3		● 3051		
	3S WNGA432 S00525	.031	.094	.001 ~ .008	.002 ~ .012	3	● 3052	● 3053	● 3054	
	3S WNGA432 T00420	.031	.094	.001 ~ .008	.002 ~ .012	3				● 3073
	6S WNGA432 S00525	.031	.094	.001 ~ .008	.002 ~ .012	6		● 3055	● 3056	
	3S WNGA433 S00525	.047	.091	.001 ~ .008	.002 ~ .012	3		● 3057		
	3S WNGA431 S00515 WG	.016	.098	.001 ~ .008	.002 ~ .012	3		● 3058		
	3S WNGA432 S00515 WG	.031	.094	.001 ~ .008	.002 ~ .012	3	● 3059	● 3060	● 3061	
	3S WNGA432 T00420 WG	.031	.094	.001 ~ .008	.002 ~ .012	3				● 3074
	6S WNGA432 S00515 WG	.031	.094	.001 ~ .008	.002 ~ .012	6		● 3062	● 3063	
	3S WNGA433 S00515 WG	.047	.091	.001 ~ .008	.002 ~ .012	3		● 3064		

Turning Inserts - Positive

CCGW - PCBN (80° Rhombic)

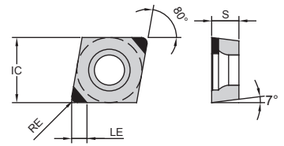

Series	IC	S
CC.. 21.5	.250	.094
CC.. 32.5	.375	.156



CCGW	Designation	RE	LE	Fn (In/rev.)	Ap (In)	No. of PCBN Eege	H05-H15 YBN50	H10-H25 YBN65	H10-H25 YBN65A	H20-H35 K05-K20 YBN90
	2S CCGW21.50.5 S00525	.008	.102	.001 ~ .008	.002 ~ .012	2		● 3075		
	2S CCGW21.51 S00525	.016	.098	.001 ~ .008	.002 ~ .012	2	● 3076	● 3077	● 3078	
	2S CCGW21.51 T00420	.016	.098	.001 ~ .008	.002 ~ .012	2				● 3133
	2S CCGW21.52 S00525	.031	.094	.001 ~ .008	.002 ~ .012	2		● 3079	● 3080	
	2S CCGW32.50.5 S00525	.008	.102	.001 ~ .008	.002 ~ .012	2		● 3081		
	2S CCGW32.51 S00525	.016	.098	.001 ~ .008	.002 ~ .012	2		● 3082	● 3083	
	2S CCGW32.52 S00525	.031	.094	.001 ~ .008	.002 ~ .012	2	● 3084	● 3085	● 3086	
	2S CCGW32.52 T00420	.031	.094	.001 ~ .008	.002 ~ .012	2				● 3134
	2S CCGW32.51 S00515 WG	.016	.098	.001 ~ .008	.002 ~ .012	2		● 3087	● 3088	
	2S CCGW32.52 S00515 WG	.031	.094	.001 ~ .008	.002 ~ .012	2		● 3089	● 3090	

Turning Inserts - Positive

DCGW - PCBN (55˚ Rhombic)

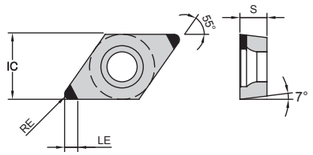

Series	IC	S
DC.. 21.5	.250	.094
DC.. 32.5	.375	.156

DCGW	Designation	RE	LE	Fn (In/rev.)	Ap (In)	No. of PCBN Eege	H05-H15 YBN50	H10-H25 YBN65	H10-H25 YBN65A	H20-H35 K05-K20 YBN90
	2S DCGW21.50.5 S00525	.008	.106	.001 ~ .008	.002 ~ .012	2		● 3091		
	2S DCGW21.51 S00525	.016	.098	.001 ~ .008	.002 ~ .012	2		● 3092	● 3093	
	2S DCGW21.52 S00525	.031	.091	.001 ~ .008	.002 ~ .012	2	● 3094	● 3095	● 3096	
	2S DCGW21.52 T00420	.031	.091	.001 ~ .008	.002 ~ .012	2				● 3135
	2S DCGW32.50.5 S00525	.008	.106	.001 ~ .008	.002 ~ .012	2		● 3097	● 3098	
	2S DCGW32.51 S00525	.016	.098	.001 ~ .008	.002 ~ .012	2		● 3099	● 3100	
	2S DCGW32.52 S00525	.031	.091	.001 ~ .008	.002 ~ .012	2	● 3101	● 3102	● 3103	
	2S DCGW32.52 T00420	.031	.091	.001 ~ .008	.002 ~ .012	2				● 3136

Turning Inserts - Positive

SCGW - PCBN (Square)

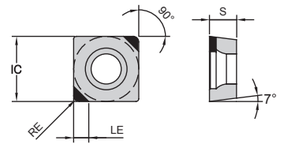

Series	IC	S
SC.. 32.5	.375	.156

SCGW	Designation	RE	LE	Fn (In/rev.)	Ap (In)	No. of PCBN Eege	H05-H15 YBN50	H10-H25 YBN65	H10-H25 YBN65A	H20-H35 K05-K20 YBN90
	2S SCGW32.51 S00525	.016	.091	.001 ~ .008	.002 ~ .012	2		● 3104		
	2S SCGW32.52 S00525	.031	.091	.001 ~ .008	.002 ~ .012	2		● 3105		

Turning Inserts - Positive

TCGW - PCBN (Triangle)

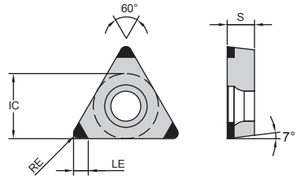

Series	IC	S
TC.. 1.81.5	.219	.094
TC.. 21.5	.250	.094
TC.. 32.5	.375	.156

TCGW	Designation	RE	LE	Fn (In/rev.)	Ap (In)	No. of PCBN Eege	H05-H15 YBN50	H10-H25 YBN65	H10-H25 YBN65A	H20-H35 K05-K20 YBN90
	3S TCGW1.81.51 S00525	.016	.102	.001 ~ .008	.002 ~ .012	3		● 3106		
	3S TCGW21.51 S00525	.016	.102	.001 ~ .008	.002 ~ .012	3		● 3107	● 3108	
	3S TCGW21.52 S00525	.031	.091	.001 ~ .008	.002 ~ .012	3		● 3109	● 3110	
	3S TCGW32.51 S00525	.016	.102	.001 ~ .008	.002 ~ .012	3		● 3111	● 3112	
	3S TCGW32.52 S00525	.031	.091	.001 ~ .008	.002 ~ .012	3	● 3113	● 3114	● 3115	
	3S TCGW32.52 T00420	.031	.091	.001 ~ .008	.002 ~ .012	3				● 3137

Turning Inserts - Positive

TPGW - PCBN (Triangle)

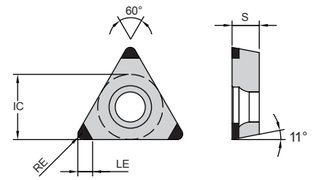

Series	IC	S
TP.. 1.81.5	.219	.094
TP.. 22	.250	.125
TP.. 33	.375	.187

TPGW	Designation	RE	LE	Fn (In/rev.)	Ap (In)	No. of PCBN Eege	H05-H15 YBN50	H10-H25 YBN65	H10-H25 YBN65A	H20-H35 K05-K20 YBN90
	3S TPGW1.81.51 S00525	.016	.102	.001 ~ .008	.002 ~ .012	3		● 3116		
	3S TPGW1.81.52 S00525	.031	.091	.001 ~ .008	.002 ~ .012	3		● 3117		
	3S TPGW221 S00525	.016	.102	.001 ~ .008	.002 ~ .012	3		● 3118		
	3S TPGW222 S00525	.031	.091	.001 ~ .008	.002 ~ .012	3		● 3119		
	3S TPGW331 S00525	.016	.102	.001 ~ .008	.002 ~ .012	3		● 3120		
	3S TPGW332 S00525	.031	.091	.001 ~ .008	.002 ~ .012	3		● 3121		

Turning Inserts - Positive

VBGW - PCBN (35° Rhombic)

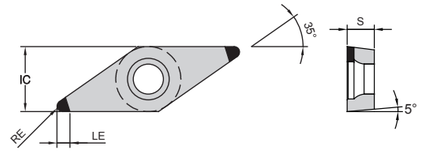

Series	IC	S
VB.. 22	.250	.125
VB.. 33	.375	.187

VBGW	Designation	RE	LE	Fn (In/rev.)	Ap (In)	No. of PCBN Eege	H05-H15 YBN50	H10-H25 YBN65	H10-H25 YBN65A	H20-H35 K05-K20 YBN90
	2S VBGW221 S00525	.016	.098	.001 ~ .008	.002 ~ .012	2		● 3122		
	2S VBGW222 S00525	.031	.079	.001 ~ .008	.002 ~ .012	2		● 3123		
	2S VBGW331 S00525	.016	.098	.001 ~ .008	.002 ~ .012	2		● 3124	● 3125	
	2S VBGW332 S00525	.031	.079	.001 ~ .008	.002 ~ .012	2	● 3126	● 3127	● 3128	
	2S VBGW332 T00420	.031	.079	.001 ~ .008	.002 ~ .012	2				● 3138

Turning Inserts - Positive

VCGW - PCBN (35° Rhombic)

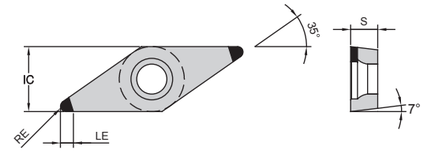

Series	IC	S
VC.. 22	.250	.125
VC.. 33	.375	.187

VCGW	Designation	RE	LE	Fn (In/rev.)	Ap (In)	No. of PCBN Eege	H05-H15 YBN50	H10-H25 YBN65	H10-H25 YBN65A	H20-H35 K05-K20 YBN90
	2S VCGW221 S00525	.016	.098	.001 ~ .008	.002 ~ .012	2		● 3129		
	2S VCGW222 S00525	.031	.079	.001 ~ .008	.002 ~ .012	2		● 3130		
	2S VCGW331 S00525	.016	.098	.001 ~ .008	.002 ~ .012	2		● 3131		
	2S VCGW332 S00525	.031	.079	.001 ~ .008	.002 ~ .012	2		● 3132		

External Holders Overview

Series	Turning Holder		
CNMA CNMG CNGG CNMM	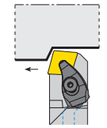 DCBNR/L Double Clamp	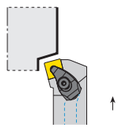 DCKNR/L Double Clamp	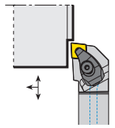 DCLNR/L Double Clamp
p. 26	p. 87	p. 87	p. 87
DNMA DNMG DNGG DNMM DNUX	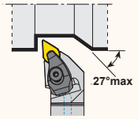 DDJNR/L Double Clamp	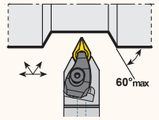 DDNNN Double Clamp	
p. 31	p. 88	p. 88	
SNMA SNMG SNMM	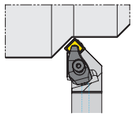 DSBNR/L Double Clamp	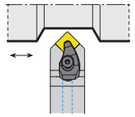 DSDNN Double Clamp	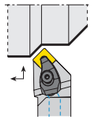 DSSNR/L Double Clamp
p. 38	p. 89	p. 89	p. 89
TNMA TNMG TNGG TNMM TNUX	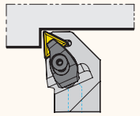 DTJNR/L Double Clamp		
p. 42	p. 90		
VNMA VNMG VNGG	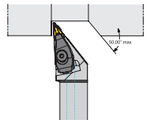 DVJNR/L Double Clamp	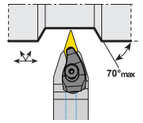 DVVNN Double Clamp	
p. 49	p. 91	p. 91	
WNMA WNMG WNGG	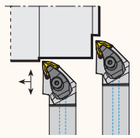 DWLNR/L Double Clamp		
p. 51	p. 92		

Double Clamp with Internal coolant type for CN** Insert

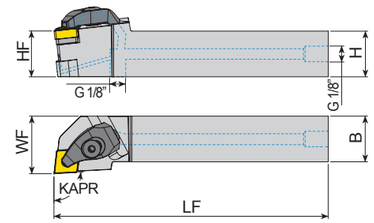

* 'C' Letter at Last : Optional Clamp Included

: p. 26

Unit: inch

Series			Designation	EDP 2700.. R	EDP 2700.. L	H (= HF)	B	WF	LF	Insert
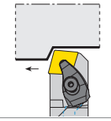	DCBNR/L Approach angle 75°	●	DCBNR/L 124B - C	2337	2336	.75	.75	.79	4.5	
		●	DCBNR/L 164D - C	1520	1521	1	1	.79	6	
		●	DC BNR/L 204D - C	1522	1523	1.25	1.2 5	.99	6	
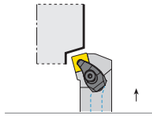	DCKNR/L Approach angle 75°	●	DCKNR/L 124B - C	2339	2338	.75	.75	1	4.5	CNMG43
		●	DCKNR/L 164D - C	1516	1517	1	1	1.25	6	
		●	DCKNR/L 204D - C	1518	1519	1.25	1.25	1.5	6	
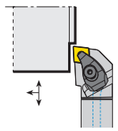	DCLNR/L Approach angle 95°	●	DCLNR/L 164D - C	1502	1503	1	1	1.25	6	
		●	DCLNR/L 165D - C	1506	1507	1	1	1.25	6	CNMG54
		●	DCLNR/L 204D - C	1504	1505	1.25	1.25	1.5	6	CNMG43
		●	DCLNR/L 205D - C	1508	1509	1.25	1.25	1.5	6	CNMG54
		●	DCLNR/L 206D - C	1512	1513	1.25	1.25	1.5	6	CNMG64
		●	DCLNR/L 245E - C	2342	2340	1.5	1.5	2	7	CNMG54
		●	DCLNR/L 246E - C	2343	2341	1.5	1.5	2	7	CNMG64
		●	DCLNR/L 124B - C	1500	1501	.75	.75	1	4.5	CNMG43

Series	information	Shim	Shim Screw	Clamp	Clamp Screw	Spring	O-RING	Tork Wrench
DC..4	Description	YAACN-3-0001	YAAV-02-M5x12	YATKH-01-R YATKH-02-L	YAKV-33-M6X22	YAKY-01	YAXR-01	YAAL-03-3
	EDP	18000137	18000156	18000220 18000221	18000222	28000044	18000223	18000061
DC..5	Description	YAACN-3-0002	YAAV-05-M6x10	YATKH-07-R YATKH-08-L	YAKV-39-M7X21	YAKY-01 YAKY-02	YAXR-01	YAAL-05-4
	EDP	18000138	28000046	28000051 28000052	28000056	28000044 18000164	18000223	18000062
DC..6	Description	YAACN-3-0003	YAAV-17-M6x14	YATKH-09-R YATKH-10-L	YAKV-39-M7X21	YAKY-02	YAXR-01	YAAL-05-4
	EDP	18000139	28000057	28000053 28000054	28000056	18000164	18000223	18000062

Double Clamp with Internal coolant type for DN** Insert

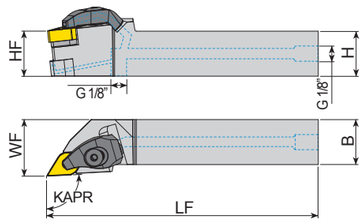

* '**C**' Letter at Last : Optional Clamp Included

: p. 31

Unit: inch

Series			Designation	EDP 2700.. R	EDP 2700.. L	H (= HF)	B	WF	LF	Insert
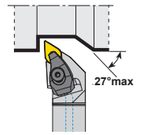	DDJNR/L Approach angle 93°	●	DDJNR/L 124B - C	1524	1525	.75	.75	1	4.5	DNMG43
			DDJNR/L 164D - C	1526	1527	1	1	1.25	6	
			DDJNR/L 204D - C	1528	1529	1.25	1.25	1.5	6	
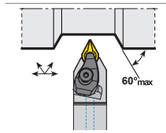	DDNNN Approach angle 62.5°	●	DDNNN 164D - C	1530		1	1	.5	6	
			DDNNN 204D - C	1531		1.25	1.25	.625	6	

Series	information	Shim	Shim Screw	Clamp	Clamp Screw	Spring	O-RING	Tork Wrench
DDJ..4	Description	YAADN-3-0001	YAAV-13-M5x8	YATKH-01-R YATKH-02-L	YAKV-33-M6X22	YAKY-01	YAXR-01	YAAL-03-3
	EDP	18000142	18000163	18000220 18000221	18000222	28000044	18000223	18000061
DDN..4	Description	YAADN-3-0001	YAAV-13-M5x8	YATKH-01-R	YAKV-33-M6X22	YAKY-01	YAXR-01	YAAL-03-3
	EDP	18000142	18000163	18000220	18000222	28000044	18000223	18000061

Double Clamp with Internal coolant type for SN** Insert

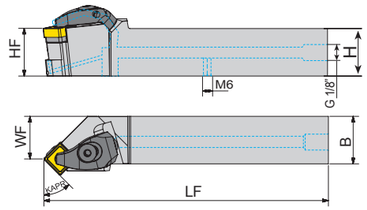

* '**C**' Letter at Last : Optional Clamp Included

: p. 38

Unit: inch

Series			Designation	EDP 2700.. R	EDP 2700.. L	H (= HF)	B	WF	LF	Insert
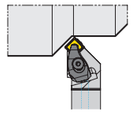	DSBNR/L Approach angle 75°	●	DSBNR/L 164D - C	1532	1533	1	1	.79	6	SNMG43
			DSBNR/L 165D - C	1536	1537	1	1	.79	6	SNMG54
			DSBNR/L 204D - C	1534	1535	1.25	1.25	.99	6	SNMG43
			DSBNR/L 205D - C	1538	1539	1.25	1.25	.99	6	SNMG54
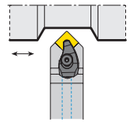	DSDNN Approach angle 45°	●	DSDNN 164D - C	1550		1	1	.5	6	SNMG43
			DSDNN 165D - C	1552		1	1	.5	6	SNMG54
			DSDNN 204D - C	1551		1.25	1.25	.625	6	SNMG43
			DSDNN 205D - C	1553		1.25	1.25	.625	6	SNMG54
			DSDNN 245E - C	2344		1.5	1.5	.75	7	
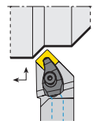	DSSNR/L Approach angle 45°	●	DSSNR/L 164D - C	1540	1541	1	1	1.25	6	SNMG43
			DSSNR/L 165D - C	1544	1545	1	1	1.25	6	SNMG54
			DSSNR/L 204D - C	1542	1543	1.25	1.25	1.5	6	SNMG43
			DSSNR/L 205D - C	1546	1547	1.25	1.25	1.5	6	SNMG54
			DSSNR/L 245E - C	2346	2345	1.5	1.5	2	5	

Series	information	Shim	Shim Screw	Clamp	Clamp Screw	Spring	O-RING	Tork Wrench
DSB..4 DSS..4	Description	YAASN-3-0004	YAAV-02-M5x12	YATKH-01-R YATKH-02-L	YAKV-33-M6X22	YAKY-01	YAXR-01	YAAL-03-3
	EDP	18000145	18000156	18000220 18000221	18000222	28000044	18000223	18000061
DSB..5 DSS..5	Description	YAASN-3-0023	YAAV-05-M6x10	YATKH-07-R YATKH-08-L	YAKV-39-M7X21	YAKY-02	YAXR-01	YAAL-05-4
	EDP	18000219	28000046	28000051 28000052	28000056	18000164	18000223	18000062
DSD..4	Description	YAASN-3-0004	YAAV-02-M5x12	YATKH-01-R	YAKV-33-M6X22	YAKY-01	YAXR-01	YAAL-03-3
	EDP	18000145	18000156	18000220	18000222	28000044	18000223	18000061
DSD..5	Description	YAASN-3-0023	YAAV-05-M6x10	YATKH-07-R	YAKV-39-M7X21	YAKY-02	YAXR-01	YAAL-05-4
	EDP	18000219	28000046	28000051	28000056	18000164	18000223	18000062

Turning - Holder - External

Double Clamp with Internal coolant type for TN** Insert

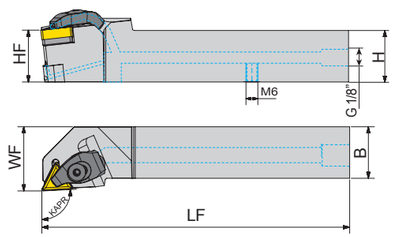

* 'C' Letter at Last : Optional Clamp Included

: p. 42

Unit : inch

Series		Designation	EDP 2700.. R	EDP 2700.. L	H (= HF)	B	WF	LF	Insert
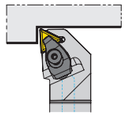 DTJNR/L Approach angle 93°	●	DTJNR/L 163D - C	1555	2347	1	1	1.25	6	TNMG33
		DTJNR/L 164D - C	1559	2348	1	1	1.25	6	TNMG43
		DTJNR/L 203D - C	1557	2349	1.25	1.25	1.5	6	TNMG33
		DTJNR/L 204D - C	1561	2350	1.25	1.25	1.5	6	TNMG43

Series	information	Shim	Shim Screw	Clamp	Clamp Screw	Spring	O-RING	Tork Wrench
DT..3	Description	YAATN-2-0002	YAAV-03-M5x12	YATKH-03-R YATKH-04-L	YAKV-37-M5X18	YAKY-03	YAXR-02	YAAL-02-2.5
	EDP	18000147	18000157	28000047 28000048	28000055	28000045	28000078	18000060
DT..4	Description	YAATN-3-0015	YAAV-02-M5x12	YATKH-01-R YATKH-02-L	YAKV-33-M6X22	YAKY-01	YAXR-01	YAAL-03-3
	EDP	18000148	18000156	18000220 18000221	18000222	28000044	18000223	18000061

Turning - Holder - External

Double Clamp with Internal coolant type for VN** Insert

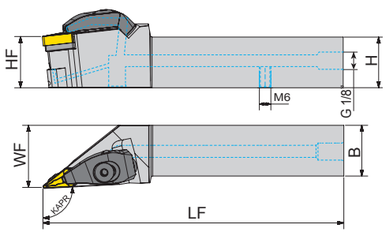

* 'C' Letter at Last : Optional Clamp Included

: p. 49

Unit : inch

Series		Designation	EDP 2700.. R	EDP 2700.. L	H (= HF)	B	WF	LF	Insert
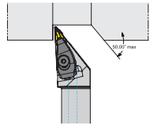 DVJNR/L Approach angle 93°	●	DVJNR/L 123B - C	1563	1564	.75	.75	1	4	VNMG33
		DVJNR/L 163D - C	1565	1566	1	1	1.25	6	
		DVJNR/L 203D - C	1567	1568	1.25	1.25	1.25	6	
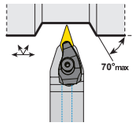 DVVNN Approach angle 72.5°		DVVNN 123B - C	1569		.75	.75	.375	4	
		DVVNN 163D - C	1570		1	1	.5	6	

Series	information	Shim	Shim Screw	Clamp	Clamp Screw	Spring	O-RING	Tork Wrench
DVJ..3	Description	YAAVN-2-0002	YAAV-04-M5x12	YATKH-05-R YATKH-06-L	YAKV-33-M6X22	YAKY-01	YAXR-01	YAAL-03-3
	EDP	18000150	18000158	28000049 28000050	18000222	28000044	18000223	18000061
DVV..3	Description	YAAVN-2-0002	YAAV-04-M5x12	YATKH-05-R	YAKV-33-M6X22	YAKY-01	YAXR-01	YAAL-03-3
	EDP	18000150	18000158	28000049	18000222	28000044	18000223	18000061

YG TURN INCH

Turning - Holder - External

Double Clamp with Internal coolant type for WN** Insert

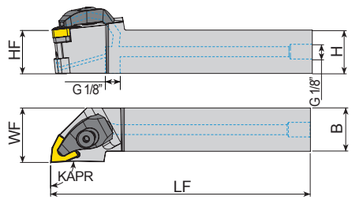

* '**C**' Letter at Last : Optional Clamp Included

: p. 51

Unit: inch

Series		Designation	EDP 2700.. R	EDP 2700.. L	H (= HF)	B	WF	LF	Insert
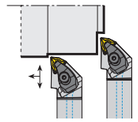 DWLNR/L Approach angle 95°	●	DWLNR/L 123B - C	1571	1572	.75	.75	1	4.5	WNMG33
		DWLNR/L 124B - C	1575	1576	.75	.75	1	4.5	WNMG43
		DWLNR/L 163D - C	1573	1574	1	1	1.25	6	WNMG33
		DWLNR/L 164D - C	1577	1578	1	1	1.25	6	WNMG43
		DWLNR/L 204D - C	1579	1580	1.25	1.25	1.5	6	

Series	information	Shim	Shim Screw	Clamp	Clamp Screw	Spring	O-RING	Tork Wrench
DW..3	Description	YAAWN-SW317	YAAV-01-M3x10	YATKH-01-R YATKH-02-L	YAKV-37-M5X18	YAKY-03	YAXR-02	YAAL-02-2.5
	EDP	18000152	18000155	18000220 18000221	28000055	28000045	28000078	18000060
DW..4	Description	YAAWN-3-0001	YAAV-13-M5x8	YATKH-01-R YATKH-02-L	YAKV-33-M6X22	YAKY-01	YAXR-01	YAAL-03-3
	EDP	18000151	18000163	18000220 18000221	18000222	28000044	18000223	18000061

YG-1 USA - phone: 800-765-8665, E-mail: yg1usa.com
YG-1 HEAD OFFICE - phone: +82-32-526-0909, www.yg1.solutions, E-mail: yg1@yg1.solutions



PARTING & GROOVING

Parting & Grooving Inserts Overview
Parting & Grooving Inserts
Parting & Grooving Holders